

CERTIFICATE OF CLOUD AUDITING KNOWLEDGE EXAM/ONLINE COURSE/VIRTUAL INSTRUCTOR LED TRAINING/CCAK STUDY GUIDE

This guide is only for individuals who have been issued a voucher code from an employer. It includes instructions to redeem your voucher code for the CCAK exam and/or study materials.

Please note that your voucher code(s) may not be eligible for all items included in this guide. The email you received with the code will confirm which items your voucher code(s) can be used for.

GETTING STARTED

Prior to redeeming an ISACA CCAK voucher code, you must login to your ISACA account at <https://www.isaca.org/login>. If you do not have an account, you can create one for free [here](#).

ADDING PRODUCTS TO YOUR CART

Add the eligible item for the voucher by completing the instructions below.

Certification Exam

- If your voucher code is for the Exam, proceed to the related Exam page below:



[CCAK Exam](#)

- From the Exam page, click the “REGISTER NOW” button
- Fill out the Exam Registration Form (all 3 pages) and click the **Add to cart** button on the Review page

Online Course


- If your voucher code is for the Online Course proceed to the product page below:



[Online Course](#)

- Click the **Add to Cart** button


See Page 2 for additional products and checkout instructions



ADDING PRODUCTS TO YOUR CART

(continued) CCAK Study Guide

- If your voucher code is for the Study Guide, proceed to the product page below:



[CCAK Study Guide](#)

- Select Language: English and Format: eBook. The voucher can't be used with any other options.
- Click the **Add to Cart** button

Virtual Instructor Led Training

- If your voucher code is for the Virtual Instructor Led Training, proceed to the product page below:




[Virtual Instructor Led Training](#)

If you get redirected away from your cart, you can return to it here: <https://www.isaca.org/cart>.

CHECK-OUT INSTRUCTIONS

1. At the [Shopping Cart](#) page, enter the voucher code in the *Promo* code field
2. Click the **Apply** button and the related product cost will become \$0.00
3. If multiple items are in the cart, you can add additional codes
4. Click the **Checkout** button and complete the purchase

See page 3 for steps after check-out



NEXT STEPS

Schedule the Certification Exam

1. To schedule the exam, click here: <https://www.isaca.org/myisaca/certifications>.
2. Click the **Visit Exam Website** button that will appear next to the exam.

Need help scheduling? You may also download the Guide [here](#).

For any additional information please review the [Exam Candidates Guide](#)

Access the Review Manual eBook

After purchase, you can access the Review Manual eBook from the [Resources Tab](#) of your My ISACA Dashboard.

QUESTIONS? CONTACT US

We're here to help! Contact ISACA at <https://support.isaca.org/> for any issues with redeeming your voucher code or accessing the study materials. Please provide your [ISACA ID](#) and a brief description of the issue you are having.