


# Beginner Piano Bundle

Tell me and I forget  
Teach me and I remember  
Involve me and I learn  
Benjamin Franklin


Online courses involve you, sitting at the piano and imitating and improvising along with your video coach. As a beginner there is so much to learn, however, when you learn a concept and *immediately use it in another course*, you are involved. You learn at a deep level.

The following pages are a suggested lesson plan for combining two courses, **Piano From Scratch (PFS)** and **Play Piano Chords Today Book 1 (PPCT1)**, to maximize your learning curve and get you playing beautiful music faster 

PIANO FROM SCRATCH

PLUS

PLAY PIANO CHORDS TODAY Book 1



## First Month

### Week 1

PFS - Start with the basics and complete the [Let's Get Started](#) section of PFS.

PPCT - Watch the [Introduction and Overview of PPCT](#) and the [Overview of the PPCT 1 Course](#)

### Week 2

PFS – [First Composition](#) and Which Piano Where?

PPCT – [All About Roots](#)

### Week 3

PFS – [Second Composition](#)

PPCT – [First Lead Sheet](#)

### Week 4

PFS – [Third Composition](#) and FACE lectures

PPCT – Review [First Lead Sheet](#). Watch [Next Step](#) and [More Advanced](#). Even though you may not be able to play with these videos, it's fun to see what is possible in the future.

“Learning is all about showing up, being open and non judgemental”

## Second Month

### Week 5

PFS – [Time Yourself 1](#)

PPCT – Make a Recording. Wherever you are in your playing, record yourself. The ACT of RECORDING a piece of music takes many tries and involves a lot of musical growth. Like me, you will likely make many recordings to get it close to what you would like. Keep your first recording as it is often the best one. After a maximum of 10 recordings over two days keep your last recording. That is where you are, right now. Make an archive folder on your computer or device for yourself to listen to when you have completed the courses. If you are feeling brave, post your recording to the comments section for us to hear.

### Week 6

PFS – [Time Yourself 2](#)

PPCT – Unit 2 – [Major Chords Rule](#) plus the next two lectures

### Week 7

PFS – [Time Yourself 3](#)

PPCT – [Minor Chords](#)

### Week 8

PFS – [One A Day Week 1](#) and [HABITS](#)

PPCT – [Bring on the Tension](#) and [Let's Write](#)

“Breathe while you play and keep the oxygen flowing”

Third Month

**Week 9**

PFS – [One A Day Week 2](#)

PPCT – Unit 3 – [Prep](#)

**Week 10**

PFS – [One A Day Week 3](#)

PPCT – [Ode To Joy RH and LH](#)

**Week 11**

PFS – [One A Day Week 4](#)

PPCT – [Ode to Joy HT](#)

**Week 12**

PFS – [Crosswords](#)

PPCT – Unit 4 – [Scarborough Prep](#)

“Leave your music book open on the piano, inviting you to *PLAY*”

Fourth Month

**Week 13**

PFS – [Rhythm](#)

PPCT – [Scarborough RH and LH](#)

**Week 14**

PFS – [Name That Tune 1](#)

PPCT – [Scarborough HT](#) and [Listening](#)

**Week 15**

PFS – [Name That Tune 2](#)

PPCT – Unit 5 - [Stride Prep](#)

**Week 16**

PFS – [Name That Tune 3](#)

PPCT – [Stride Voicing](#) and Rhythm

“Sharing your music is a powerful motivator. Invite or Facetime a musical friend or favourite relative and share your joy of music.”

Fifth Month

**Week 17**

PFS – [Name That Tune 4](#)

PPCT – [Entertainer LH and RH](#)

**Week 18**

PFS – [Name That Tune 5](#)

PPCT – [Entertainer HT](#)

**Week 19**

PFS – [Name That Tune 6](#)

PPCT – [Second Entertainer](#)

NOTE: Don't spend too long on Unit 5. Stride can be tough, and this book is to enable you to EXPERIENCE a variety of styles. If it grabs you, keep playing it, otherwise move on.

**Week 20**

PFS – [Name That Tune 7](#)

PPCT – Unit 6 [The Blues](#) – Welcome and First Step

“Success is not built on success. It's built on failure. It's built on frustration. Sometimes its built-on catastrophe.”

## Sixth Month

### Week 21

PFS – [Closing Video](#) – You have completed Piano From Scratch!

PPCT – [Blues Next Step](#) up to [What's Next](#)

NOTE: Don't spend too long on Unit 6. Units 5 and 6 are the toughest. If you love the Blues, then repeat it often for maximum enjoyment. If it's not for you, experience it and move on.

### Week 22

PFS – [Review](#) – repeat some of your favorite lectures. Let it sink into your subconscious

PPCT – Unit 7 [Lazy Day Prep](#)

### Week 23

PFS – [Review](#) – repeat [FACE](#).

PPCT – [Lazy Day Form and Chords](#) and Melody

### Week 24

PFS – [Review](#) – repeat another favorite online video. Let it sink into your subconscious

PPCT – [Lazy Day HT](#)

### Week 25

PFS – [Review](#) – repeat [Habits](#)

PPCT – [Lazy Day Improv](#) – review and try a bit

“Laughter and tears are both responses to frustration and exhaustion. I myself prefer to laugh, since there is less cleaning up to do afterward.”

Last Month

**Week 26**

PFS – [Review](#) – repeat [Goodbye Dragonfly](#)

PPCT – Unit 8 - [Latin Prep](#)

**Week 27**

PFS – [Review](#) – repeat [Rhythm](#)

PPCT – [Marianne Melody](#)

**Week 28**

PFS – [Review](#) – repeat [Name That Tune](#)

PPCT – [Marianne HT](#) and [Play Thru](#)

**Week 29**

PFS – [Review](#) – repeat another [Name That Tune](#)

PPCT – [Marianne Last Step](#)


“You are the music while the music lasts”

T. S. Eliot



## PFS and PPCT1 Completed

No matter how long it took you to complete Book 1, BRAVO!

You are a piano player 

Here are a few final suggestions before moving onto **Play Piano Chords Today Book 2**

- Record one of your favourite pieces from this book. Archive it with your first recording. Upload it if you would like to share it.
- Listen to your first recording and pat yourself on the back for how much you have learned.
- Repeat and play along with some of your favourite videos. Repetition allows us to see more detail than the first time through.
- Get your [certificate!](#)