

How to Take Care of Your Tablet Lesson

Learning Objectives:

Students will learn how to take care of a tablet/personal device.

Materials & Preparation:

- How to Take Care of Your Tablet power point (included)
- How to Take Care of Your Tablet Comprehension Questions (included)
- How to Take Care of Your Tablet matching activities (included)
- How to Take Care of Your Tablet picture writing prompts (included)
- YouTube Access: "iPad Care for Grades K-3" by LUSD Learns. This is geared towards younger children, but could be good for some of our older life skills classes.

Instruction:

- Who has a tablet? What do you use it for? Who makes sure it's charged? Are you responsible for it? How do you take care of it?
- How to Take Care of Your Tablet power point
- YouTube Clip

Independent Working Time:

- Comprehension questions
- Matching activities
- Picture Writing prompts

Wrap up/Closing:

- Review how to take care of a tablet.

Other Ideas for Activities:

- Checklist for students to take home to practice taking care of their own tablets (you can include parents in on the process).

Name _____ Date _____

Answer the questions about taking care of a tablet.

1. In this lesson, what is a tablet?
 - a. a pill that is swallowed
 - b. Computer with monitor, keyboard, and mouse
 - c. Small, flat computer operated by touching the screen

2. Most tablets are touch screen, but can also be used with a tool called a _____.
 - a. stylus
 - b. marker
 - c. screwdriver

3. What should you use to clean your tablet?
 - a. With water
 - b. A kitchen sponge and dishwashing soap
 - c. A soft cloth and special cleaner

4. It's a good idea to always pay attention and make sure you're tablet is _____.
 - a. Filled with all the games and apps you want
 - b. Charged
 - c. Used as a coaster



5. In order to keep your tablet working well, you will need to keep up with the _____.
 - a. updates
 - b. serial numbers
 - c. levels

6. What is another way to take care of your tablet?

Score: _____/6 = _____%

Name _____ Date _____

Match the pictures with the same picture.



Name _____ Date _____


Match the pictures with the words.



Using stylus



Screen protector



Low battery



Cyber Safety



Wiping tablet

Name _____ Date _____

Write 3-5 sentences about the picture. List ways to take care of our tablet.