

RAISING CONFIDENT
COMMUNICATORS

ONE STORY AT A TIME


CRAIG & BEKKI SAYLER

PROFESSIONAL NERF BULLET
DODGERS

WELCOME TO

Homeschooling Olympians

Oral Language Development



→ dream →



Greetings!

We are so excited to launch our first Oral Language Development series as a part of Homeschooling Olympians!

Developing excellent speaking skills over time will give your kids an advantage in life and:

- BUILD confidence
- IMPROVE ability to express ideas clearly
- PERFORM well in job interviews & life
- CONSIDER tone and volume of voice in speaking
- UNDERSTAND how to use body language to express ideas
- DEVELOP leadership skills
- GROW in the art of listening

This is a life-long journey.

Each year your kids will focus, practice, and grow in their communication skills. This ORAL LANGUAGE development program will help them catapult forward!



XOXO
CRAIG & BEKKI





EXPECTATION

IMPROVE CONFIDENCE

Public speaking is one of the top adult fears. Our kids do not need to carry this fear with them into their future. The way to overcome this insecurity is practice, practice, practice!

SAFETY

Your child will have the space to grow in their communication skills without fear. While we will work on improvement, the goal will be to praise, encourage practice, and grow.

GROWTH

Each child is unique and wonderful, but we all can improve our communication. The goal is not perfection, but progress. As you and your kids work through the program, you will be able to identify areas that need to be improved. And we will be there to guide you!

CELEBRATE

Oral language development has been one of the BIGGEST success stories for our kids and we are excited to celebrate this journey with you and your kids!

Together!

We will organize and teach the skills your kids will be developing and you will facilitate the practice sessions at home.

Your child's success depends on your active support.

You will need to carve out a little time most days to help your kids practice.





BOOKMARK

DAILY TASKS

Each day, your kids will be given a warm-up activity. Short and simple. Encourage them to be creative!

The tasks will be posted in our Facebook Group:

<https://www.facebook.com/groups/homeschoolingwithsecretsauce>

All tasks will be inside our Olympian page:


<https://a-better-way-to-homeschool.teachable.com/courses/homeschooling-with-secret-sauce-membership/lectures/45752235>

WORKSHOPS

The weekly workshops will be held inside the Facebook Group! Join LIVE when possible, but the replay will be available for you to use at your convenience.

COACHING

There will be a weekly DROP IN opportunity for your kids to practice with Bekki.



You are the secret ingredient

This is a tremendous undertaking with huge rewards on the other end.

But it will not work without YOU.

You are the secret ingredient to your child's success. You know exactly how they are knit together and how to best motivate them to keep moving forward.

Focus on positives. Be their biggest cheerleader. Encourage diligence and effort over perfection.

Reward practice!





Commitment



Every year, we chose to push aside other learning activities to concentrate on oral language development for 2-3 months.

You will want to find space in your child's day to practice reading their piece aloud (5-10 minutes), memorizing their selection (10-20 minutes), and practicing their piece (5-30 minutes)

To get the full benefit of this development program, you will need to dedicate 30-60 minutes about 3-5 times per week.

This is, BY FAR, one of the best with activities we ever enjoyed with our kids in our homeschool journey.

Seeing them live with a selected piece of literature for months, craft an interpretation of the story, build confidence as they stand in front of a room and present the story, and experiencing the growth in their speaking skills was profound.

Prayerfully decide to go all in with this development and we are confident your kids will grow.


COMPETITION Details

Our time will end with an online competition where your students can showcase their skills and compete.

- Students will select literature that can be presented as an oral interpretation.
- Selection should be age appropriate and suitable for a community audience.
- Text may be deleted to meet time requirements, but no text may be added.
- Student will not use props or costumes.
- Student may use appropriate and natural gestures to demonstrate characters or story.
- Student must remain standing.

Time: Minimum 3 minutes, maximum 5 minutes.

1. Time begins with first utterance.
2. Student will state title and author (not anonymous) at beginning of presentation.
3. Student does NOT say their name or age.
4. Piece must be memorized.
5. No prompting or directing from audience



IMAGINE your child's
confidence sky-rocketing.

What would their future hold
if they are confident speaking
in front of others, poised, and
articulate?

Speaking skills do not happen
by a dusting of fairy dust;
they are absorbed through
practice in a safe
environment where kids are
given training, skills, and
safety to practice and
practice again.

Over time, confidence grows
and becomes a part of their
communication DNA.

Join us?

Thank You



Examples of Oral Language Performances



OUR SON MICAH- 2011



OUR SON ISAAC- 2012



3-YEAR-OLD BLOWS AWAY AUDIENCE
WITH POEM



A COLLAGE OF EXAMPLES

After weeks and weeks of practice!

Oral Language Development is part of our Homeschooling Olympians Membership.

Space is limited so we can give individual attention.

[Click here to Learn more.](#)

Thank You