

## Tall Hatted Woman - A Greeting Card

I hope you enjoy this silly tall hatted lady and mail it to lots of your friends, the lady down the street who alone lives, people who are self isolating or share it with your mail person.

Stay safe and well,  
Alice




Photo 1



Photo 2




Photo 3




Photo 4

### You'll need

- Paper - either copy paper or card stock
- Paper cutter or ruler and craft knife
- A blunt pointed tool to score the paper.
- Envelopes - note card size - 4 3/8" x 5 3/4"

1. Print the pdf on regular copy paper or on a heavier card stock, either will work.
2. I use a paper cutter, but you could use a ruler and craft knife.
3. Cut off the very bottom edge where there is only white, right under the neck. This is because printers usually don't print to the very edge of the paper. Photo 1
4. Cut the two woman with hats apart. The width of your paper should be 8 1/2" so to cut the woman apart evenly your measurement should be 4 1/4" from one edge. Photo 2
5. You will make two folds. You will need to gently score the paper on the front side. I used a bead reamer but you can use any pointed object. The first score will be on the front and 5 1/4" from the bottom where her face is. Photo 3
6. The second score will be on the back side and 3" from the top where the hat is. Photo 4
7. Gently fold along your score lines making sure the finished card fits your envelope. Photo 5 & 6



Photo 5



Photo 6

Tall Hatted Woman AliceStroppel© 2020  
[www.alice-stroppel.teachable.com](http://www.alice-stroppel.teachable.com)  
[www.alicestroppelsstudio215.com](http://www.alicestroppelsstudio215.com)