

Wanderlust 2021

SCHEDULE

THEME: REFLECTIONS

Week 1	01/01/2021	Kasia Avery	Wanderlust Book video
<p>Description: It goes without saying that 2020 was a challenging year. That is why with this first Wanderlust Book lesson I want us all to reflect and allow some renewal. We will be doing it through a very expressive, heavily layered mixed-media process that involves the exhilarating process of getting messy.</p> <p><i>Wanderlust Book videos are dynamic art journaling tutorials by Kasia. These have been a strong favourite among our Adventurers for the last 5 years. The lessons will get you inspired by the theme while teaching you a specific style or technique in art-making.</i></p>			



Week 2	08/01/2021	Laly Mille	A Garden of Wishes
<p>Description: An art journal can be a magical space to plant the seeds of our dreams and help them bloom! Working with collage, paint, inks and many more colorful supplies, we will build up meaningful layers to create a dreamy page infused with wishes and *reflections*. Gratitude will be the soil where we can grow strong roots, and imagination will open us up to infinite possibilities! Each of us will end up with a unique, joyful garden, a happy place to support our dreams throughout the year.</p>			



Week 3	15/01/2021	Kasia Avery	Celebrate your Reflection
<p>Description: Your art journal is your most expressive and personal art project. That is why I want it to include a page that's entirely about you. Let's have a look in the mirror and see the all that deserve celebrating. Through this lesson I will introduce you to face-drawing proportions and simplified shading, making it possible to paint a face even if you always say "I can't draw". We will then create a half-abstract, half-realistic self-portrait that will be you reflection. No whimsical portrait this time. Only depth and character.</p>			



Week 4	22/01/2021	Shay Michelle	Reflections Through an Artistic Candlelight Vigil
<p>Description: 2020 was a doozy for many. Let's enter 2021 with grown awareness, empathy, and renewed strengths. Let's link arms collectively and care for each other and ourselves through the act of making art. Our project will be symbolic of the candlelight vigil. Though paper, paint, doo dads, bits and bobbles, we will create a nurturing moment of what we've been through and hope in moving forward. Let us find restoration for our spirits.</p>			



THEME: EPHEMERA

Week 5	29/01/2021	Kasia Avery	Wanderlust Book video
<p>Description: Whimsical and down-to-earth. Abstract and realistic. Wild and sensible. These contrasting combinations are my favourite ingredients of every art journal spread. In this lesson we will create an ephemera-based collage that involves all of the above. I'll show you how to start using your imagination to its full potential and how to stop being afraid of composition.</p> <p><i>Wanderlust Book videos are dynamic art journaling tutorials by Kasia. These have been a strong favourite among our Adventurers for the last 5 years. The lessons will get you inspired by the theme while teaching you a specific style or technique in art-making.</i></p>			



Week 6	05/02/2021	Kristin Peterson	Collage-ology
<p>Description: We will look at how we are using our papers and what types will suit our art needs. We are also going to explore the composition of elements. We will be mindful and creative while finding personal freedom and your style: new paper versus old paper, tickets, receipts and letters, or whatever you have in your stash. Do you paint over your collage papers for texture or is the collage paper your main focus? We will decide how to use this material to impact our art journal pages.</p>			



Week 7	12/02/2021	Kate Crane	Making it Personal
<p>Description: I believe that every art journal page should be an expression of your personality. But how to ensure that your uniqueness shines through? I'll show you one of the ways - creating your own ephemera. These will be your very own elements that have your personal touch. In this lesson we'll combine all things ephemera and play with them as a compositional element. Ephemera is defined as something that exists to be used and enjoyed for a short time, but we art journalers know that everything has a use! Now it's time to include them in our expressive art and make sure that the page created is all about YOU.</p>			




Week 8	19/02/2021	Renee Mueller	A Collection Of Ideas
<p>Description: In this lesson, we will gather memories, vintage papers, color, texture, words, objects found in nature and bring them together to inspire our art. This gathering stage is so much fun and will ignite ideas and engage your senses. You will notice memories and thoughts floating to the surface that you can capture and bring to your art.</p> <p>We will create an abstract painting that can be done in a mixed media art journal or on watercolor paper. Combining acrylic paints, collage papers, stitching, and pastels to create a beautiful abstract piece of art for your journal or to be framed.</p>			



THEME: SERENDIPITY

Week 9	26/02/2021	Kasia Avery	Wanderlust Book video
<p>Description: In this lesson I am introducing you to my signature intuitive process. If "intuitive art" always sounded a little unclear to you, I promise that after this lesson you'll get a pretty good hang of it. The result will be not only a piece of art that expresses <i>your</i> personality - you'll also gain a new skill and the ability to make each of your future artworks a very mindful and meaningful experience. This will be huge step that will finally make you understand that you have a full right to call yourself an <i>artist</i>.</p> <p><i>Wanderlust Book videos are dynamic art journaling tutorials by Kasia. These have been a strong favourite among our Adventurers for the last 5 years. The lessons will get you inspired by the theme while teaching you a specific style or technique in art-making.</i></p>			




Week 10	05/03/2021	Carolyn Dube	<i>Planned Serendipity</i>
<p>Description: Serendipity is something that happens by chance and isn't planned. Or is it? We'll be using the Six Degrees of Serendipity to lay the groundwork to invite those random moments of magic to happen in our art journals.</p>			



Week 11	12/03/2021	Kiala Givehand	<i>Soulful Serendipity Stories</i>
<p>Description: Creative journaling has become a powerful tool for personal development, self-study, and transformation. When we can invite serendipity into the process, we increase our chances of hearing a part of ourselves that may have been quieted, ignored, or unheard for years. In this lesson we will journey within to discover the "lost or forgotten" stories of our souls. Using a series of prompts, techniques, and guided steps, we will bring our stories to the page with attention on allowing and surrendering into the process. The mantras for this lesson are: "imperfect is perfect" and "process over product".</p>			



Week 12	19/03/2021	Mary Beth Shaw	<i>Hello Process, Meet Chance!</i>
<p>Description: In this class, Serendipity becomes a celebration of magical new visions in art-making. We will work on the journal page in a variety of intuitive ways and welcome the spontaneous creations that result. From random marks to collage bits, we examine the art of happy accidents and learn how to watch for these moments in our work. We will work in a limited palette of transparent and opaque layers to build depth and help us to get our brains out of the way. Approach your journal with freedom and delight in the results!</p>			



THEME: SILHOUETTE

Week 13	26/03/2021	Kasia Avery	Wanderlust Book video
<p>Description: We will be getting inspired by Andy Warhol's silkscreen prints to create a spread that tells a story of our ancestors or friends from past. We'll celebrate their influence on our lives with colourful, multilayered art created using several techniques.</p> <p><i>Wanderlust Book videos are dynamic art journaling tutorials by Kasia. These have been a strong favourite among our Adventurers for the last 5 years. The lessons will get you inspired by the theme while teaching you a specific style or technique in art-making.</i></p>			




Week 14	02/04/2021	Nicole Warrington	Spirit Tree
<p>Description: What does a tree personify? Look to a tall Douglas fir, a twisty pine, or a sturdy oak tree and you may see strength, peace, or resilience. In this watercolour and mixed media lesson you will create a beautiful spirit tree that embodies the quality or characteristic that you admire and want to cultivate in your life. We will inverse the traditional silhouette by creating a white tree on a black background, playing with contrast, shape and space. I will guide you in adding layers of words and a magical iridescent sparkle, capturing both the physical form and the spirit of your tree.</p>			



Week 15	09/04/2021	Kate Crane	Sumptuous Silhouettes
<p>Description: How do you make bright colours really pop on your art journal pages? By adding some black of course! One of my mantras when creating an art journal page is 'every page needs some black' because adding black is magic. It really grounds everything, provides wonderful depth of contrast and also really makes all of the other colours appear even brighter. Silhouettes are a simple and effective way of adding black to the page. In this class we'll begin by printing a super-bright, colourful and patterned background using a gel plate, and then explore ways to add contrast with a silhouette, by using cut-outs or creating windows in the page. Don't have a gel plate? No problem! We'll create an alternative back ground using just a simple brayer.</p>			



Week 16	16/04/2021	Dyan Reaveley	Passion for Silhouettes
<p>Description: I've always had a passion for silhouettes, they are so wonderful to use in your artwork. In this class you will be learning how to use both positive and negative silhouette elements. If you hate a background we put a silhouette on it, if you love a background we will put a silhouette on it. Learn how silhouettes become a vital part of creating stunning journal pages.</p>			




THEME: RECYCLED

Week 17	23/04/2021	Kasia Avery	Wanderlust Book video
<p>Description: This art journaling lesson will start with one common, but often underestimated supply. We will indulge in layering and working with a limited colour palette - one of my favourite ways to bring a piece together.</p> <p><i>Wanderlust Book videos are dynamic art journaling tutorials by Kasia. These have been a strong favourite among our Adventurers for the last 5 years. The lessons will get you inspired by the theme while teaching you a specific style or technique in art-making.</i></p>			



Week 18	30/04/2021	Maremi	Marvellous From Discarded
<p>Description: It's a magical process to turn things into other things... our creative art journaling process will be all about using what we have. From old magazines, tea bags and eye shadows to vintage lace and handmade papers. I hope to share and show you the beauty of recycling, the beauty of trash that can be turned into art. There is so much to discover in old and unwanted. I would love to play with texture, layers and composition. We will create a double page with found elements, make our own focal point and doodle away!</p>			



Week 19	07/05/2021	Kasia Avery	Junk to Treasure
<p>Description: Junk journal without any skills and the long process of cutting, binding and creating the covers? Yes, we'll do that together on this lesson and you will love how easily you can bring variety to your art practice. This will be an exercise in intuitive art journaling as well as freeing your inner artist. Prepare all of your old envelopes, ugly leaflets, torn magazine pages, labels and stickers that you thought are good for nothing. We'll turn them into real treasures!</p>			



Week 20	14/05/2021	Tiffany Smith	Past to Present
<p>Description: In this lesson we will be recycling all those fabrics from the past. Do you know the feeling when you just can't throw away that shirt or dress with the hole or stain? Now is the time to use it! I will be walking you through how to use these fabrics from the past in a new way to add texture and interest to your journal</p>			



THEME: POEMS & QUOTES

Week 21	21/05/2021	Kasia Avery	Wanderlust Book video
<p>Description: Does writing a full poem sound a little daunting and incredibly difficult? It definitely does to me! That is why I am making this process simple but still exciting and adventurous. We will allow our words to take a life of their own. We will invite chance, serendipity and the process of letting go. And all that to use as a starting point of our art journal spread.</p> <p><i>Wanderlust Book videos are dynamic art journaling tutorials by Kasia. These have been a strong favourite among our Adventurers for the last 5 years. The lessons will get you inspired by the theme while teaching you a specific style or technique in art-making.</i></p>			



Week 22	28/05/2021	Shawn Petite	Finding Your Inspiration & Story
<p>Description: Finding your inspiration for an art journal page can sometimes feel hard. And facing the blank page can be even more daunting. But I've found that using quotes and poems is a perfect place to start.</p> <p>We'll journey through how to take your favorite written words and use them to find color, pattern and shapes, using mixed media techniques, with common supplies like acrylics, pastels, gesso, charcoal, collage, stencils and found things in your home.</p> <p>Our pages will have yummy layers, a lot of imagination and some unexpected twists and turns as we find our story in the words.</p>			



Week 23	04/06/2021	Kate Crane	Lost and Found
<p>Description: How many times have you been raring to go and ready to journal with a pen in your hand, only to think 'I don't know what to write'? One of the biggest obstacles in journaling is over-thinking which hampers the spontaneous flow of writing and journaling. In 'Lost and Found' we're going to create a journal page with a frame around the edge, leaving an open space in the centre to add some 'found poetry', created from random snippets, words and quotes from old books or even magazines. It is surprising what jumps out at you when you create poetry in this way!</p>			




Week 24	11/06/2021	Vicky Pappaioannou	Motivational Art Journal
<p>Description: Where do you find inspiration?! This is the question I get the most and in this lesson I will show you how you can easily create a page starting from a quote. Make a journal to lift your spirits when you browse through it! I call my art journals "motivational journals" since I always start with a quote in mind. Take notes of your favorite ones and give them life with color and texture. I will share my process of turning words into images, we will use fun background techniques and dress up our layout with focals that we create using paper and other mixed media mediums.</p>			




THEME: BOUNDARIES


Week 25	18/06/2021	Kasia Avery	Wanderlust Book video
<p>Description: What personal limiting boundary have you already overcome this year? We will take a moment to appreciate what we've already achieved and what boundaries we want to keep or set. All that through a dreamy, see through and multi-layered art journal spread that will help you embrace the less-is-more approach in art.</p> <p><i>Wanderlust Book videos are dynamic art journaling tutorials by Kasia. These have been a strong favourite among our Adventurers for the last 5 years. The lessons will get you inspired by the theme while teaching you a specific style or technique in art-making.</i></p>			



Week 26	25/06/2021	Lynne Furrer	Balancing Boundaries
<p>Description: Boundaries can help or hinder our creative expression. Let's explore ways to balance boundaries that are imposed by our tools, such as, the sketchbook, watercolor media and flowers. We create a full spread being mindful of borders and boundaries at each step. An optional interactive piece engages the hearing sense. We continually ask ourselves: What boundary do I keep? What boundary can I improve? What boundary can I eliminate? We touch on mindfulness, minimalism and how "showing" is more magical and intriguing than "telling".</p>			



Week 27	02/07/2021	Kasia Avery	Do the Unexpected
<p>Description: During this lesson we will look at three supplies that never work together: oil pastels, soft dry pastels and watercolours. How can we incorporate them in one layered art journal spread? We will discover some inspiring techniques and prove that in mixed-media there are no boundaries.</p>			




Week 28	09/07/2021	Marjie Kemper	Boundaries on the Edge Journal
<p>Description: Boundaries are a healthy and necessary part of self-care. What kinds of boundaries have you set in your personal or professional life? Do you sometimes feel like you are pushed to the edges of your boundaries?</p> <p>This colorful and edgy mini journal will come together quickly in a series of steps of artful inspiration. We'll literally define our boundaries on the edges of the pages and practice a number of mixed media techniques in the process. Your pages will be super interesting to see and touch!</p> <p>All of the techniques shown in Marjie's class are easily adapted to a wide variety of projects from art journals to home decor. She encourages you to take her inspiration and run with it in any direction your heart desires.</p>			




THEME: TEXTURE

Week 29	16/07/2021	Kasia Avery	Wanderlust Book video
<p>Description: Subtle see-through layers that slowly reveal what's underneath - that's how we'll construct our art journal spread in this lesson. I'll show you some of my favourite ways to include your sense of touch in the art making process.</p> <p><i>Wanderlust Book videos are dynamic art journaling tutorials by Kasia. These have been a strong favourite among our Adventurers for the last 5 years. The lessons will get you inspired by the theme while teaching you a specific style or technique in art-making.</i></p>			



Week 30	23/07/2021	Mystele	Texture Intrigue
<p>Description: I adore texture, and I'm excited to give you a peek at the texture goodies in my Imaginarium. Then, I'll demo some of my favorite ways to create texture, both visual and tactile. Finally, I'll show how I use texture in my wonderworks so you can see some of these ideas in action.</p>			



Week 31	30/07/2021	Kate Crane	The Art of Painterliness
<p>Description: Is 'painterliness' even a word? Well, yes, it is! The art of painterliness is the very opposite of linear and formal art, with a focus on loose brush strokes, less control and visible brush strokes. Dig out your brushes, painting tools, and your favourite mark-making junk; we're going to create some bright, abstract art with a focus on colour, stroke and texture. This is a class which is all about being loose and free in your art journaling!</p>			




Week 32	06/08/2021	Helen Colebrook	Vintage Papers
<p>Description: If you follow me on social media, you will know that anything vintage in style is hugely up my street! In this lesson, we are going to explore ways to use vintage-style papers to add some lovely texture to your journal pages. You can use pages from old books, or we can turn some new paper into a lovely vintage style. These textured papers will form the centre-piece of your gorgeous journal pages. We will also be adding lots of other creative elements along the way. Rather than a "grungy" look, we will be aiming for something delicate, pretty and beautifully aged.</p>			




THEME: RAINBOW


Week 33	13/08/2021	Kasia Avery	Wanderlust Book video
<p>Description: In this process I'm showing you my favourite secret way of making every colour combination work. We'll create some perfect matches and then you'll see me using them in a way that will intensify them and make this art journal spread intriguing and full of depth.</p> <p><i>Wanderlust Book videos are dynamic art journaling tutorials by Kasia. These have been a strong favourite among our Adventurers for the last 5 years. The lessons will get you inspired by the theme while teaching you a specific style or technique in art-making.</i></p>			




Week 34	20/08/2021	Tania Ahmed	Making Your Own Rainbows
<p>Description: Rainbows hold a very special place in my heart as they signify hope, seeing the bright side of things and learning to stop, breathe and appreciate the beauty of a moment. In this lesson we will create a mixed media art page expressing your thoughts and feelings through journaling. I will share my favourite tips and techniques on how to break into a blank page, insights into my creative process, and how to lessen the feeling of overwhelm when you want to get creative. We will create a rainbow inspired spread using a palette of your choice, with techniques such as collage and layering, using various media and tools you already have in your stash.</p>			



Week 35	27/08/2021	Kasia Avery	Colour Cupids
<p>Description: If you've ever felt unsure about ways in which you could use a colour wheel in your art process, this lesson will change it. I'm here to give you confidence in using colours. You'll learn more about choosing the perfect combinations, allowing shades and tones express your emotions, embracing the "mud" and being the colour pro you dreamt of being.</p>			



Week 36	03/09/2021	Francisca Nunes	See the Rainbow in the Flowers
<p>Description: Let's breathe and be inspired by a natural vibe. Pick up some flowers and leaves, bring them to your art table. Immerse in natural colors, lines and shades and recreate the happiness of color inside your journal. We are going to bring the rainbow from flowers to our art. I will guide you through an exploration of lines and color of natural elements. We will use collage, gesso, watercolors, acrylics and the raw colors of charcoal and graphite to create a nature inspired page.</p>			




THEME: HAVEN


Week 37	10/09/2021	Kasia Avery	Wanderlust Book video
<p>Description: My haven is nature and I want to show you how it inspires me. We'll use colour, texture and our stories to create this multi-layered mixed-media spread. I'll give you some very specific guidelines that will allow you to capture and express your own inspirational environment into your art.</p> <p><i>Wanderlust Book videos are dynamic art journaling tutorials by Kasia. These have been a strong favourite among our Adventurers for the last 5 years. The lessons will get you inspired by the theme while teaching you a specific style or technique in art-making.</i></p>			




Week 38	17/09/2021	Rae Missigman	Let Your Art Haven Inspire You
<p>Description: Art is a haven for so many of us, a safe place to let our minds unwind and our hearts unfold. Whether we find ourselves in a big open studio or a small quiet corner our creative space has the power to inspire us. As makers we tend to be collectors of things that make us happy. Learn how I take cues from what I see in front of me-simple tools like stencils, watercolor paints and pastels-to create a journal page that reflects what I love about my creative space. Right from my stool I can gather ideas for color, pattern, texture and more. Follow along and learn how to use what you love about your art haven to keep you motivated, inspired and creating every day!</p>			



Week 39	24/09/2021	Kate Crane	Home is where the heART is
<p>Description: Where is your safe haven? My home is most definitely my safe haven filled with the people and the things I love the most. During the Covid pandemic and the great lock-down of 2020 when we were all asked to stay at home, many of us spent more hours, days, weeks and months at home than ever before, and 'HOME' took on an even greater significance. In this class we're going to create a fun interactive page with a house-shaped flap which will lift to reveal our secret thoughts, feelings, and emotions about our home or other safe haven.</p>			




Week 40	01/10/2021	Gill Tomlinson	A Place of Refuge...
<p>Description: We all have our own haven - a place of safety and stillness in which to rest from time to time... a place which gives us a sense of coming home, where time stands still. Making art is one way to create our own internal haven, wherever we may be. In this lesson, I'll be sharing several ways to facilitate a sense of calmness and spaciousness in your creative process - whilst creating a beautiful mixed media journal page at the same time. The particular use of colour, line, layering and technique will all be purposefully guiding us towards our personal haven.</p>			




THEME: MOVEMENT


Week 41	08/10/2021	Kasia Avery	Wanderlust Book video
<p>Description: My students often hear from me: <i>let your wrist go!</i> I believe that true expressive art needs to be done with a lot of energy flowing through your body. That is why during this lesson I'll want you to exercise very loose one-line continuous face drawings that will require getting a little loose. Then we'll take them further to create our mixed-media art journal page.</p> <p><i>Wanderlust Book videos are dynamic art journaling tutorials by Kasia. These have been a strong favourite among our Adventurers for the last 5 years. The lessons will get you inspired by the theme while teaching you a specific style or technique in art-making.</i></p>			




Week 42	15/10/2021	Lorraine Bell	Wandering, Wandering!
<p>Description: As a travel sketchbook artist, I am always on the move. I try to capture special moments everywhere I go through illustration and watercolor. In this lesson, I will take you along on one of my journeys and together we will document one day in our sketchbooks. This practice of travel sketching will teach you to see so much more than your camera ever could! A few drawn lines and a splash or two of watercolor will help you share your story as you travel, even if its only as far as the coffee shop down the street!</p>			



Week 43	22/10/2021	Kasia Avery	Keep it Moving
<p>Description: Let's keep things moving and don't allow our acrylic paint to dry too fast. During this lesson I will be introducing you to one of my essential supplies - acrylic paint retarder. This allows for an entirely different way of working in your mixed-media. Each brush stroke has to be thought of and there's no more fast layering. This may be an entirely different experience to you, but one thing I know for sure - it will <i>hugely</i> widen your art horizons.</p>			




Week 44	29/10/2021	Wendy Brightbill	Abstract Expressive Floral
<p>Description: In this lesson, we will be painting abstract florals and focusing on the theme of movement. Movement is extremely important because it draws your eye through a piece of art. We will specifically be focused on line, shape and mark making to accomplish this movement. I will be sharing my favorite ways to build layers in an art journal with acrylic paint, stencils, collage, pastels, gel pens and more. I can't wait to share my heart and passion with all of you!</p>			




THEME: FABLES

Week 45	05/11/2021	Kasia Avery	Wanderlust Book video
<p>Description: Time to exercise the compositional skills that you've gained on this course, as well as let your imagination run wild and free. Follow me to create a multilayered fantasy collage. Yes, I'll give you a step-by-step process, I even provide you with ready made elements, but I also promise that each result from every Adventurer will be entirely different, telling a whole new story.</p> <p><i>Wanderlust Book videos are dynamic art journaling tutorials by Kasia. These have been a strong favourite among our Adventurers for the last 5 years. The lessons will get you inspired by the theme while teaching you a specific style or technique in art-making.</i></p>			




Week 46	12/11/2021	Andrea Okeson	Exploring the World Around Us
<p>Description: Fables were beautifully told and illustrated while also reflecting the imperfection and truth of real life and life's lessons. We will be incorporating elements of the classic fables while drawing inspiration and gathering mixed-media elements from our own everyday lives. I will show techniques to layer these everyday collage elements (that I lovingly call "Rif-Raf"!) into your artwork while incorporating various art supplies and techniques, resulting in a beautiful art journal entry that reflects our own story and the world around us.</p>			



Week 47	19/11/2021	Kate Crane	The Wolf in Sheep's Clothing
<p>Description: Which is your favourite fable? I have such fond memories of reading Aesop's fables, amongst others as a small child, and can still recount many of the stories to this day. These old, old tales have such powerful messages and morals, and are still so very relevant even in our modern times. I have chosen to focus on 'The Wolf in Sheep's Clothing' because I am fascinated by the idea of disguise, and also because this old fable has a touch of karma about it and I am a big believer in karma! We're going to take the idea of 'disguise' and add it to a character that we will create on our art journal page. Fun!</p>			



Week 48	26/11/2021	Dina Wakley	A Colourful Face
<p>Description: Join me as we take a standard face (I can show you how to draw a simple one, or you can use a favorite face stamp) and with color, pattern, and texture turn the face into a mythical creature straight out of a fable. No need for realism here, we will use our imaginations to weave visual interest and narrative into our page with a striking muse.</p>			



THEME: CLOSING

Week 49	3/12/2021	LaQuisha Hall	
Description: It's the end of the year and a time to reflect. During this class, LaQuisha Hall will challenge you to reflect on what the next year will look like for you through a mixed media art piece, step-by-step. You'll create a collage base on mixed media or watercolor paper and walk away with a beautiful image that will represent your future.			



Week 50	10/12/2021	Kasia & Jamie Avery	<i>Closing the year</i>
Description: Time for summaries and gratefulness. Jamie is joining Kasia to talk about the whole of 2021 and the Wanderlust lessons. Let's think of what we have learnt and discovered as well as finish off our art journals.			

