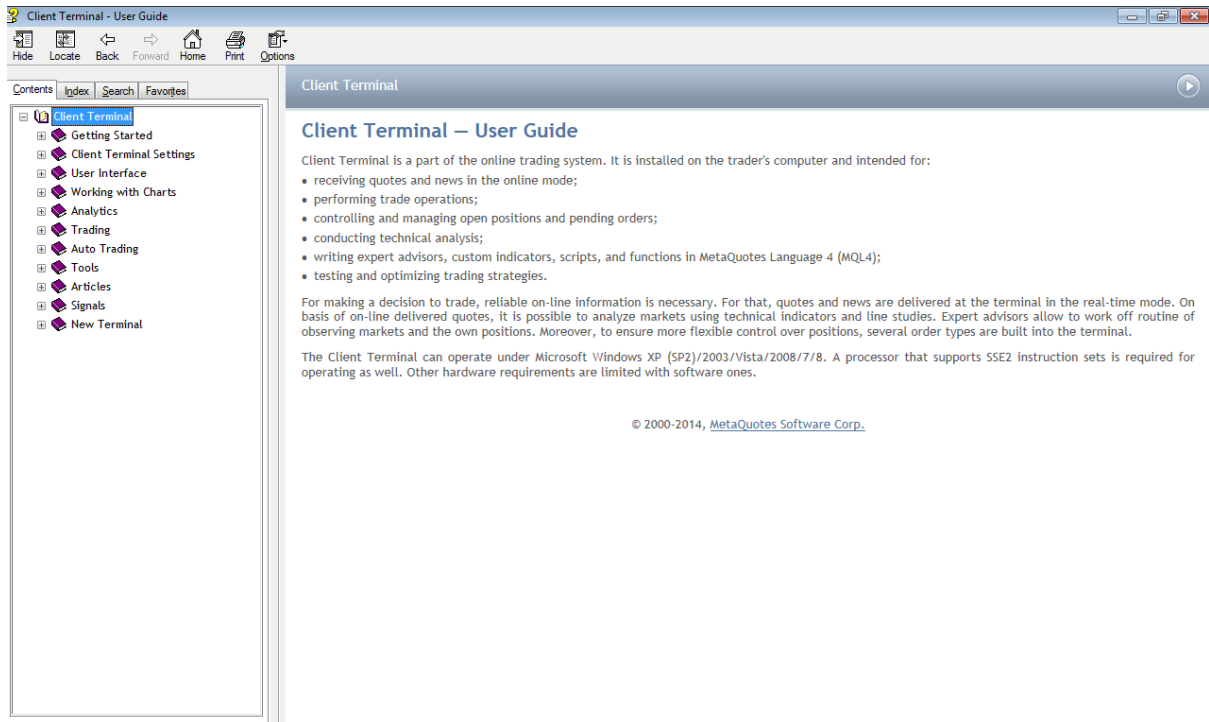


# Guide to MT4's User Guide

## Navigation

In your MetaTrader 4 (not MetaEditor), click on Help/Help Topics or press F1. You open up the Client Terminal guide. This is a comprehensive guide to MT4. You might be asked to download the new version of the guide if your MT4 doesn't have it.

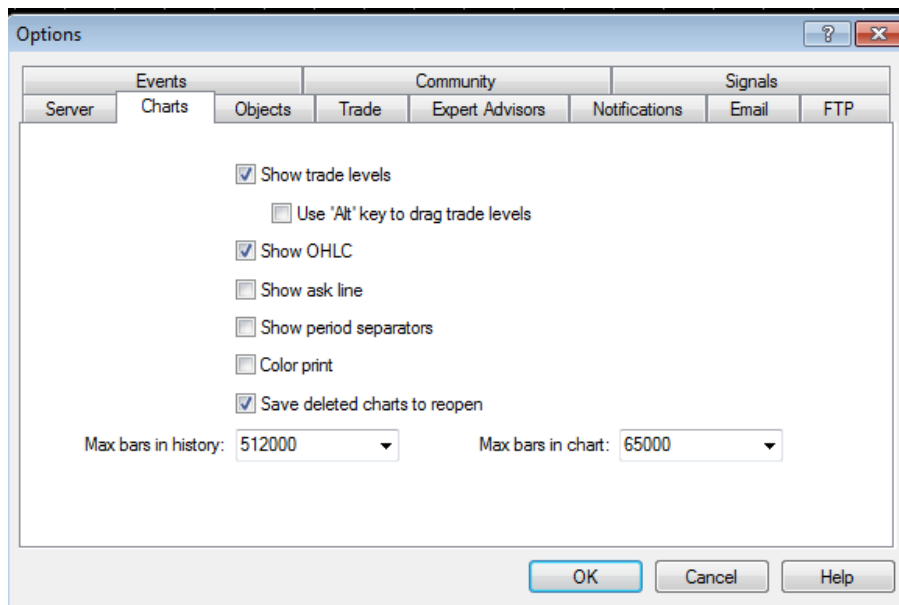


Browse through the following topics:

1. User Interface
2. Working with Charts

This will give you a good background for navigating around the platform.

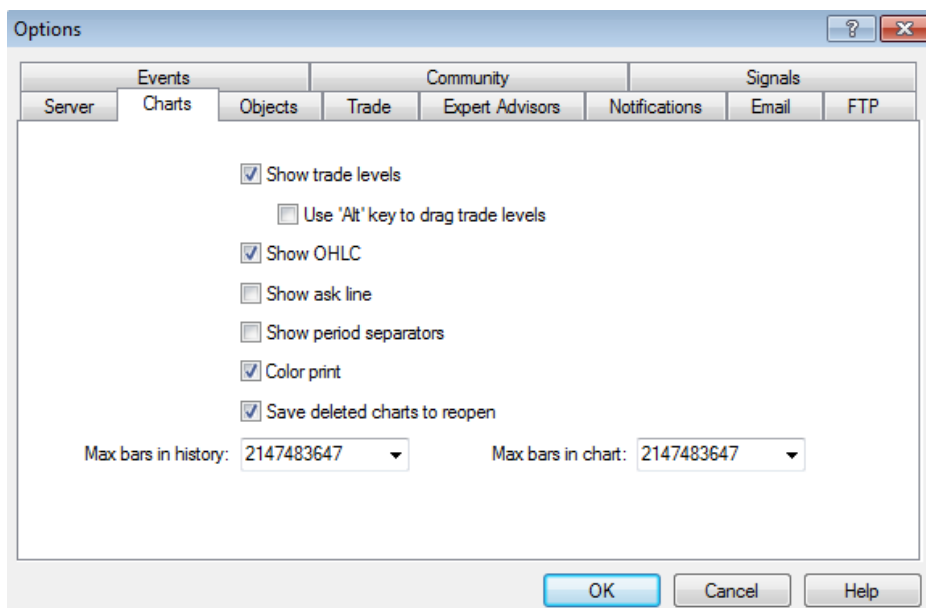
## Set up your Chart Settings!



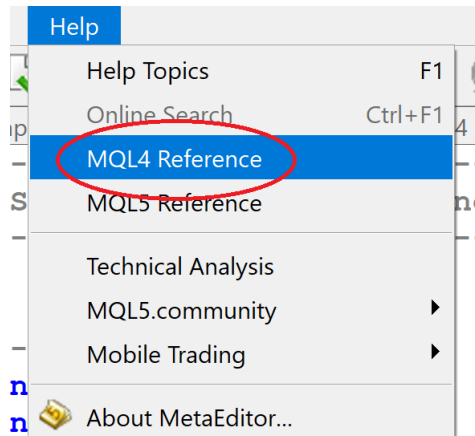
Under Tools/Options, change the "Max bars in history" and "Max bars in chart" to 999999999.



After you are done, click Ok. Open the Options again. The max bars should show a different number.



## MQL4 Documentation



The documentation is a reference list for the MQL4 language. It can be accessed via MetatEditor, under Help/MQL4 Reference. We will be using this frequently during our coding.

## MQL4 Articles

Link: <https://www.mql5.com/en/articles/mt4> (I know it says mql5.com but this page is for MQL4)

This contains articles on MQL4/5, MT4/5 and algorithmic trading related content.

## MQL4 Code Base

Link: <https://www.mql5.com/en/code/mt4>

Free codes for everyone! This is a library for MQL4 and MQL5 material. It can also be accessed in your Terminal Window, under the Code Base tab.

## MQL4 Jobs

Link: <https://www.mql5.com/en/job>

Hire freelancers to code for you. Or earn some cash (earn back the cost of this course!) by writing code for others with the skills you're about to learn.

## MQL4 Market

Link: <https://www.mql5.com/en/market>

This is a marketplace for MQL4 and MQL5 products.

## MQL4 Signals

Link: <https://www.mql5.com/en/signals>

This allows you to follow the trading of others for a small fee. It can also be accessed in your Terminal Window, under the Signals tab.

## MQL4 Forum

Link: <https://www.mql5.com/en/forum>

A Forum for MQL4 and MQL5 users to share ideas.