

G Blues Jam

Welcome to the G blues jam! Great to have you here.

In this jam session track, you solo, then I solo, then we trade 4s to finish the jam.

This means that I solo for 4 bars, then you solo for 4 bars, and we go back and forth from there.

Below is a chord chart, suggested chords, and a soloing device to use over this progression.

You don't have to use the devices below, you can use your own comping and soloing material, and it's there if you need it.




Have fun jamming over this G blues!

Chord Chart

Here's the chord chart for the G blues, which gives you the chord changes and form to use in the jam.

If you have material that you can solo and comp with over these changes, then dive into the audio/video jam and go for it. And...

If you need some suggestions for chords and soloing options, check those out below before heading to the jam session audio/video.



Comping Option

Here are suggested chords that you can use to comp behind my solo in the G blues jam.

After you can play these chords, alter your picking and rhythms to personalize these shapes when jamming.

Have fun with these chords as you prep your comping for the G blues jam session in this chapter.

G⁷

| | | | | |
|---|----|----|----|----|
| T | 10 | 10 | 10 | 10 |
| A | 10 | 10 | 10 | 10 |
| B | 9 | 9 | 9 | 9 |
| | 10 | 10 | 10 | 10 |

C⁷ **G⁷**

| | | | | |
|---|----|----|----|----|
| T | 10 | 10 | 10 | 10 |
| A | 9 | 9 | 10 | 10 |
| B | 8 | 8 | 9 | 9 |
| | 8 | 8 | 10 | 10 |

A^m7 **D⁷** **G⁷** **D⁷**

| | | | | |
|---|---|---|----|----|
| T | 5 | 7 | 10 | 12 |
| A | 5 | 7 | 10 | 11 |
| B | 5 | 5 | 9 | 10 |
| | 5 | 5 | 10 | 10 |

Soloing Option

Lastly, here's a G blues scale that you can use to solo over the G blues jam as I comp behind your blowing.

Have fun learning and adding this scale to your solos in this jam.

Gm Blues Scale

