

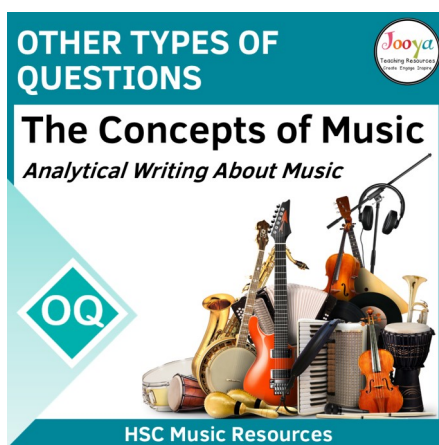
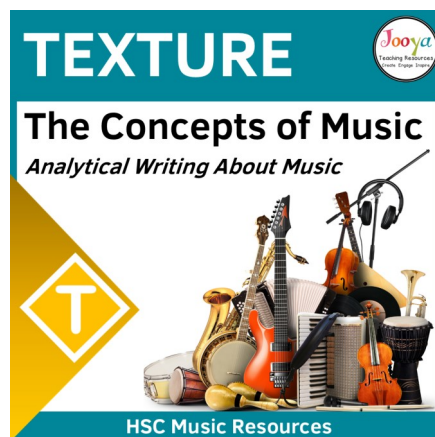
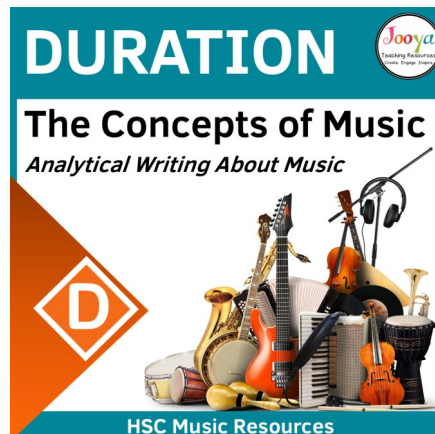
# Mind Maps Freebie



## Music Analysis & Writing About Music



Other Resources that You might be interested in. Click the image to go directly to the resource for purchase!





# Want more help with your HSC Music Aural Exam—check out the Writing About Music Course!



## What do you get included in the course?

- Videos for each of the Concepts of Music explaining everything you need to know - 100 videos in total!
- Aural Question Cards - these Cards will help you to focus your Aural responses with relevant information- valued at \$7.50
- Printable Booklets for each of the Concepts of Music - valued at \$60

## **PLUS you also get these BONUSES!**

- Concepts of Music Term Cards - use for studying and playing games to help you learn valued at \$20
- Study Aid pages - use to help you study and learn valued at \$5

**The printable downloads alone are worth the price of the course!!!**

**[Click the link here to check it out for yourself!](#)**



# Ideas for Use

## The Concepts of Music Acronyms

- As part of a **display**
- print 2-4 to a page and use a reference in your books
- print 2-4 to a page, punch a hole in the corner and add a split ring to keep them all together and use as needed

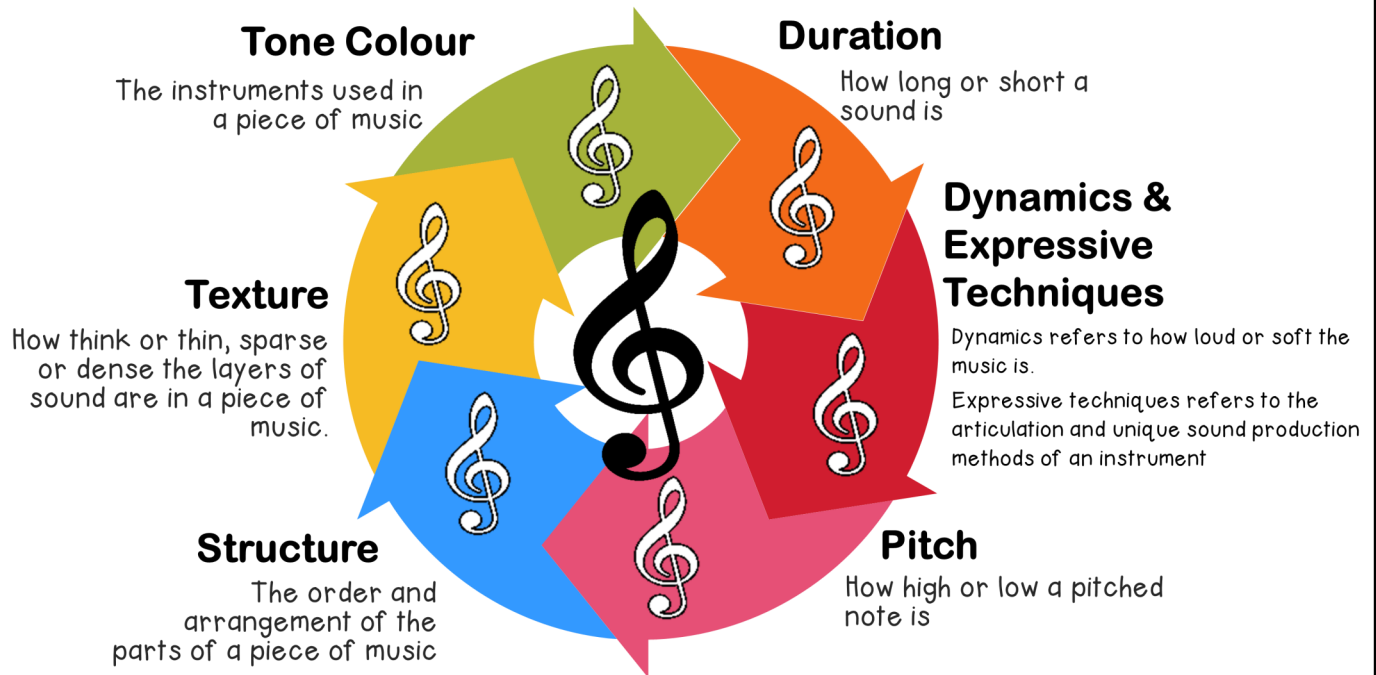
## Concept of Music Mind Maps

- as a **study and revision tool**—add terms and definitions
- as a listening map for a piece your are studying
- as a **Performance** planning or analysis map
- as a **Composition** planning or analysis map
- as a **Viva Voce** planning and analysis map
- print 2-4 to a page and use a reference in your books
- print 2-4 to a page, punch a hole in the corner and add a split ring to keep them all together and use as needed

•



# The Concepts of Music



There are six Concepts of Music. In alphabetical order they are:

- Duration
- Dynamics & Expressive Techniques
- Pitch
- Structure
- Texture
- Tone Colour

When you are listening to music, and are analysing it so you can then write about it, you need to have a throughout understanding of the Concepts of Music and how they relate to each other.

No one concept is more important than another, they all have a part to play and contribute to the overall sound of the music.

In the following pages you will be introduced to the Concept of Music—Pitch. But, before you begin, there is an introduction to the strategy and scaffold for writing about music—M.U.S.I.C.

# M.U.S.I.C.



**M**

**Main musical idea**

**U**

**Understanding**

**S**

**Specific Samples**

**I**

**In depth Information**

**C**

**Connect to Concept  
OR Question**



# M

## **Main Musical Idea**

Introduce the main musical idea you will be discussing in the point or paragraph

# U

## **Understanding**

Show your understanding of the main musical idea by defining it

# S

## **Specific Samples**

Support the main musical idea with observations based in the except. State by what, when and how

# I

## **In Depth Information**

Support the main musical idea with observations based in the except.

Add definitions of any terms discussed

# C

## **Connect to Concept OR Question**

Connect to back to the question and concept and give a reason WHY the information answers the question



# M.U.S.I.C. Template

Music: \_\_\_\_\_

Performer/Composer: \_\_\_\_\_

Concept/s: \_\_\_\_\_

<b>Main Idea &amp; Understanding</b>	
<b>Specific Samples &amp; In depth Information</b>	
<b>Connect to Concept or Question</b>	



Music: \_\_\_\_\_

Performer/Composer: \_\_\_\_\_

Concept/s: \_\_\_\_\_

<b>Main Idea &amp; Understanding</b>	<div></div> <div></div> <div></div> <div></div> <div></div>
<b>Specific Samples &amp; In depth Information</b>	<div></div> <div></div> <div></div> <div></div> <div></div> <div></div> <div></div> <div></div> <div></div> <div></div> <div></div> <div></div> <div></div> <div></div> <div></div> <div></div> <div></div> <div></div> <div></div> <div></div>
<b>Connect to Concept or Question</b>	<div></div> <div></div> <div></div> <div></div> <div></div>



# Duration

**T**

Time Signature

**O**

Ostinatos

**T**

Tempo

**A**

Accents

**L**

Length of Notes

**B**

Beat

**P**

Phrasing

**R**

Rhythm

# Dynamics & Expressive Techniques

DET

**D**

Dynamics

**I**

Identify

**R**

Range, Role,  
Register

**E**

Expressive  
Techniques

**C**

Changes

**T**

Tempo

# Pitch

P

**M**

Melody

**O**

Ornamentation

**R**

Range, Register  
and Role

**P**

Phrasing

**H**

Harmony





# Structure

**T**

Type

**R**

Range, Role,  
Register

**I**

Identify

**P**

Phrasing

**O**

Ostinatos

**D**

Diagram

# Texture

T

**D** Describe the  
Density

**I** Identify

**P** “Phony”

**D** Diagram



# Tone Colour

**I**

Identify

**C**

Classify

**E**

Explain

**D**

Describe

**R**

Range, Role,  
Register

# Other Questions

OQ

**M**

Melody

**R**

Range, Register & Role

**S**

Structure

**H**

Harmony

**I**

Identify

**P**

Phrasing

**D**

Dynamics

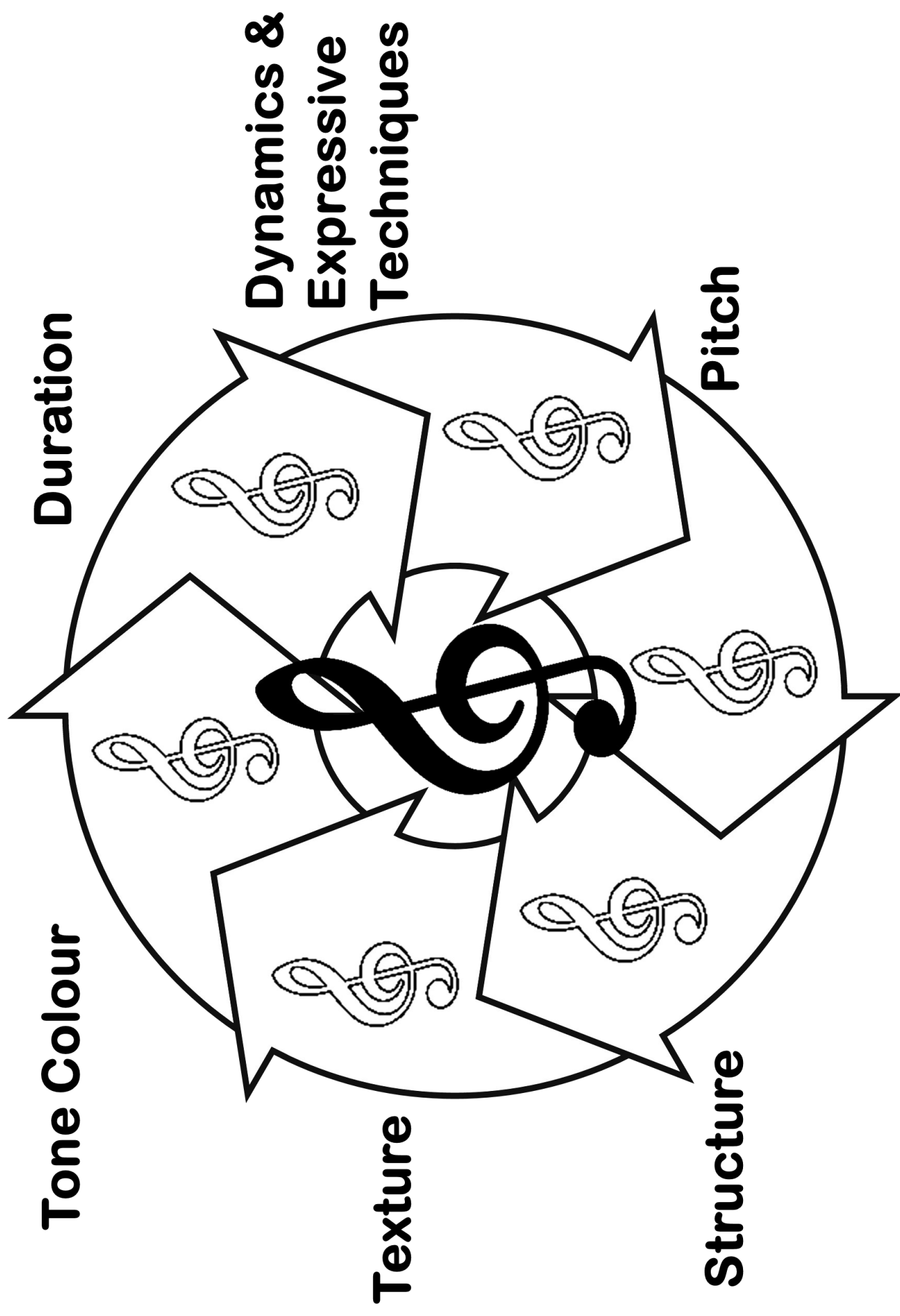
**O**

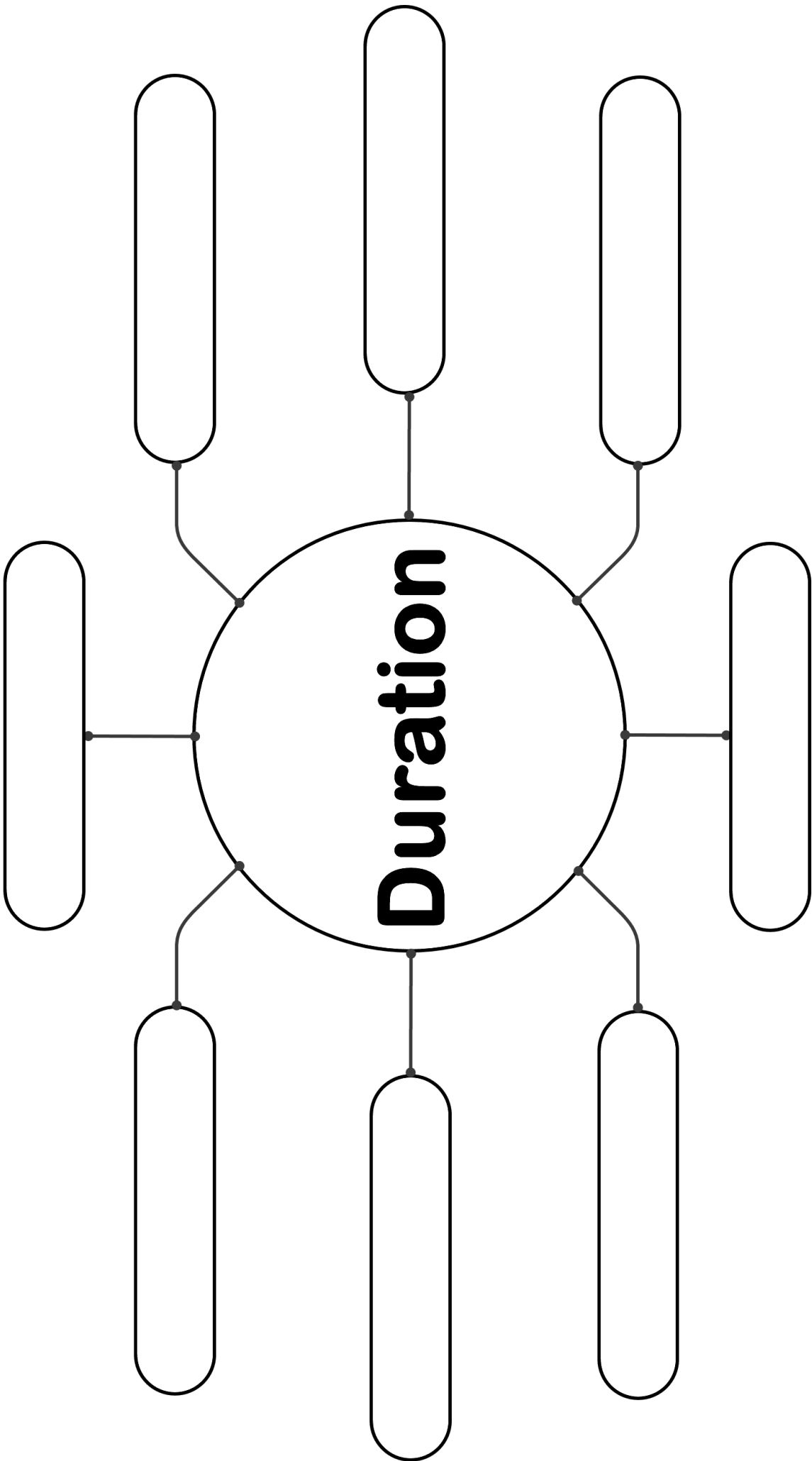
Ostinatos/Ornamentation

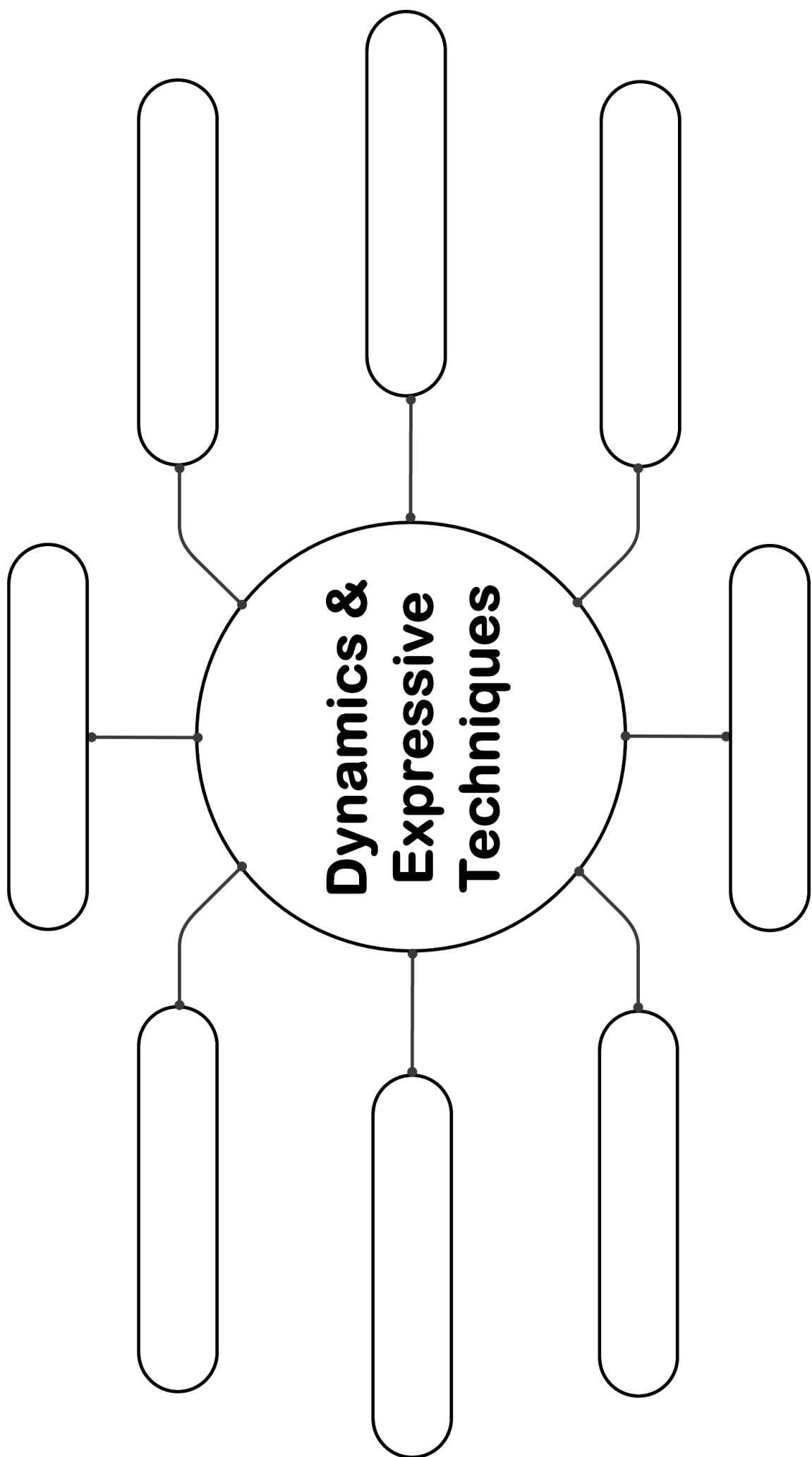
**T**

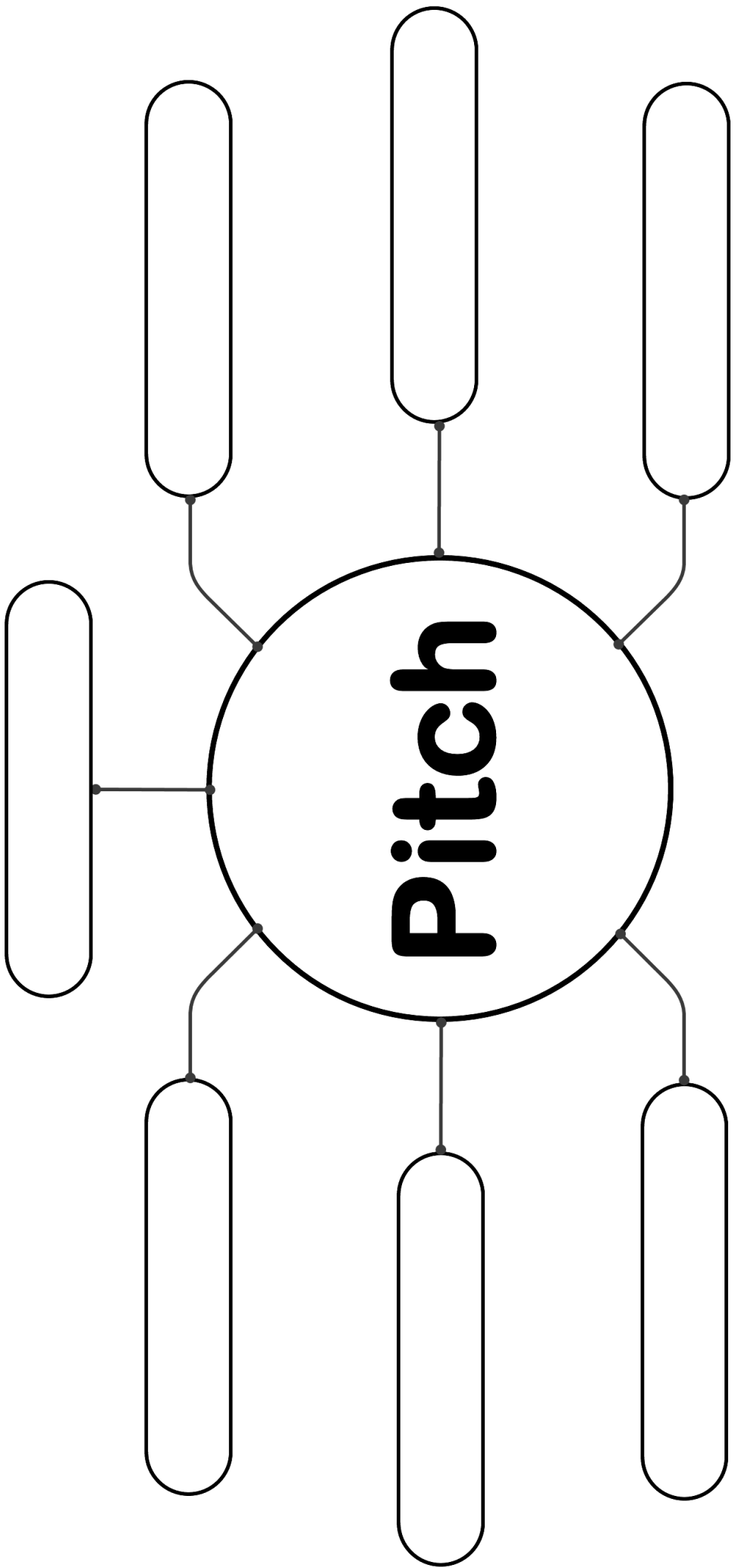
Texture/Tempo/Time  
Signature/Techniques



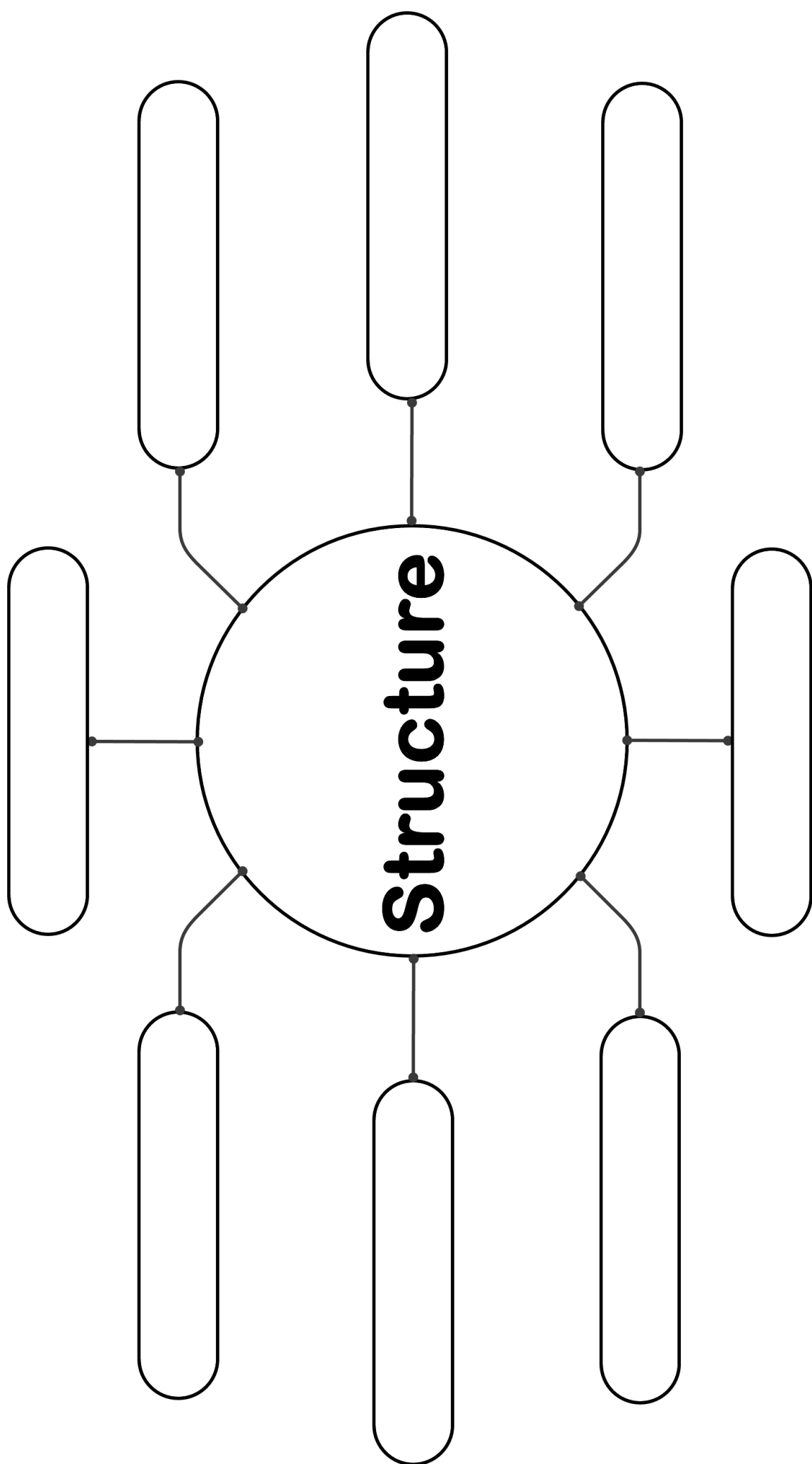


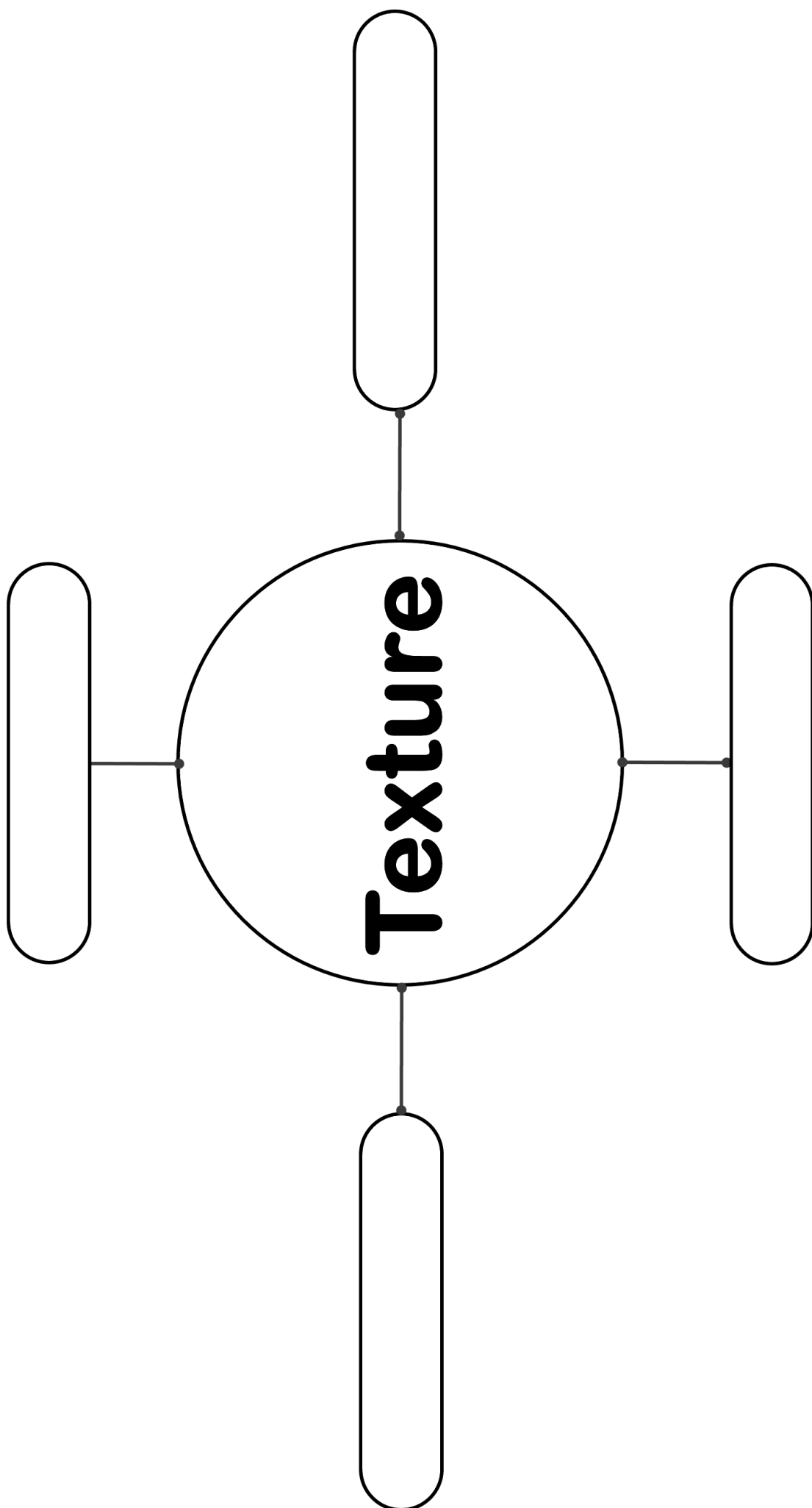


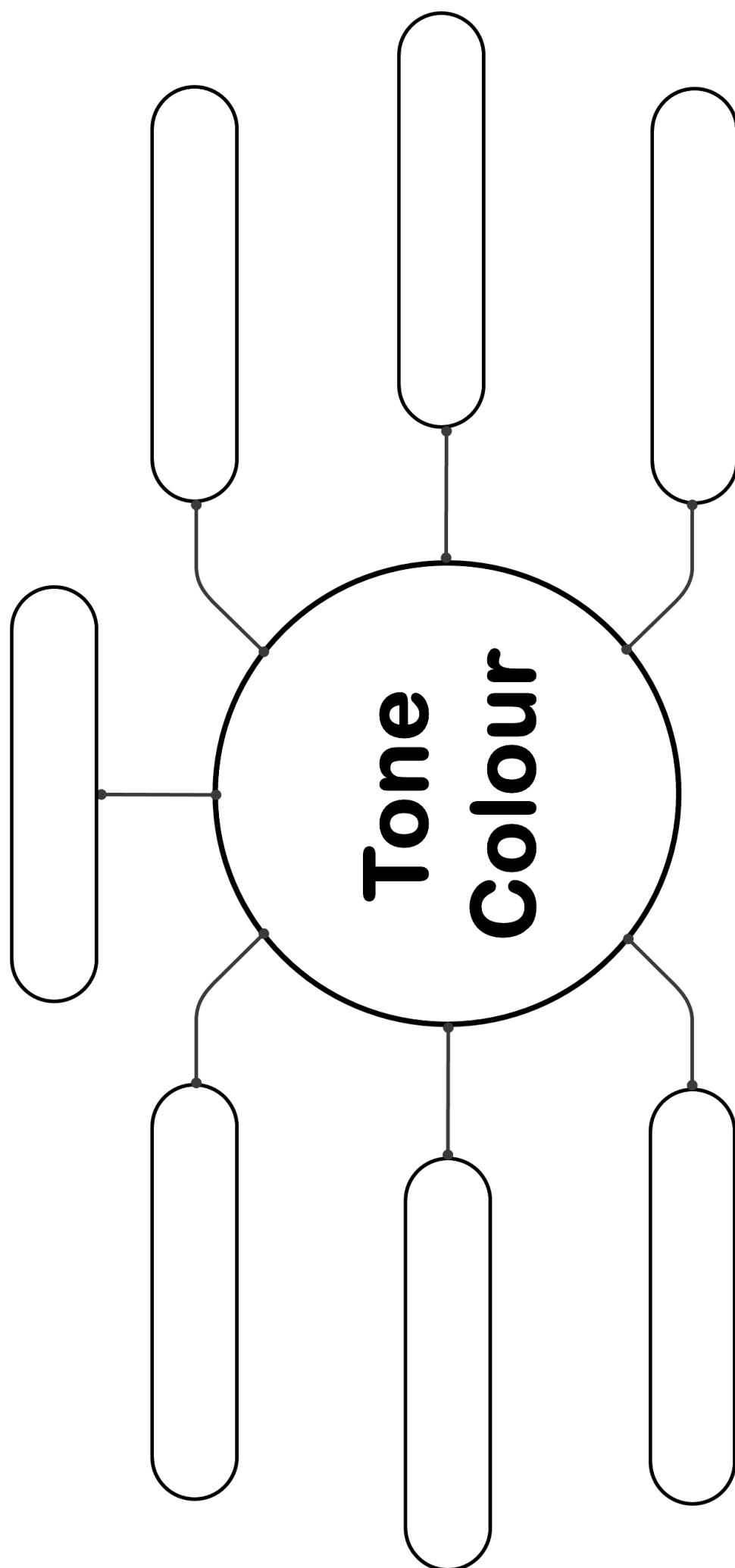


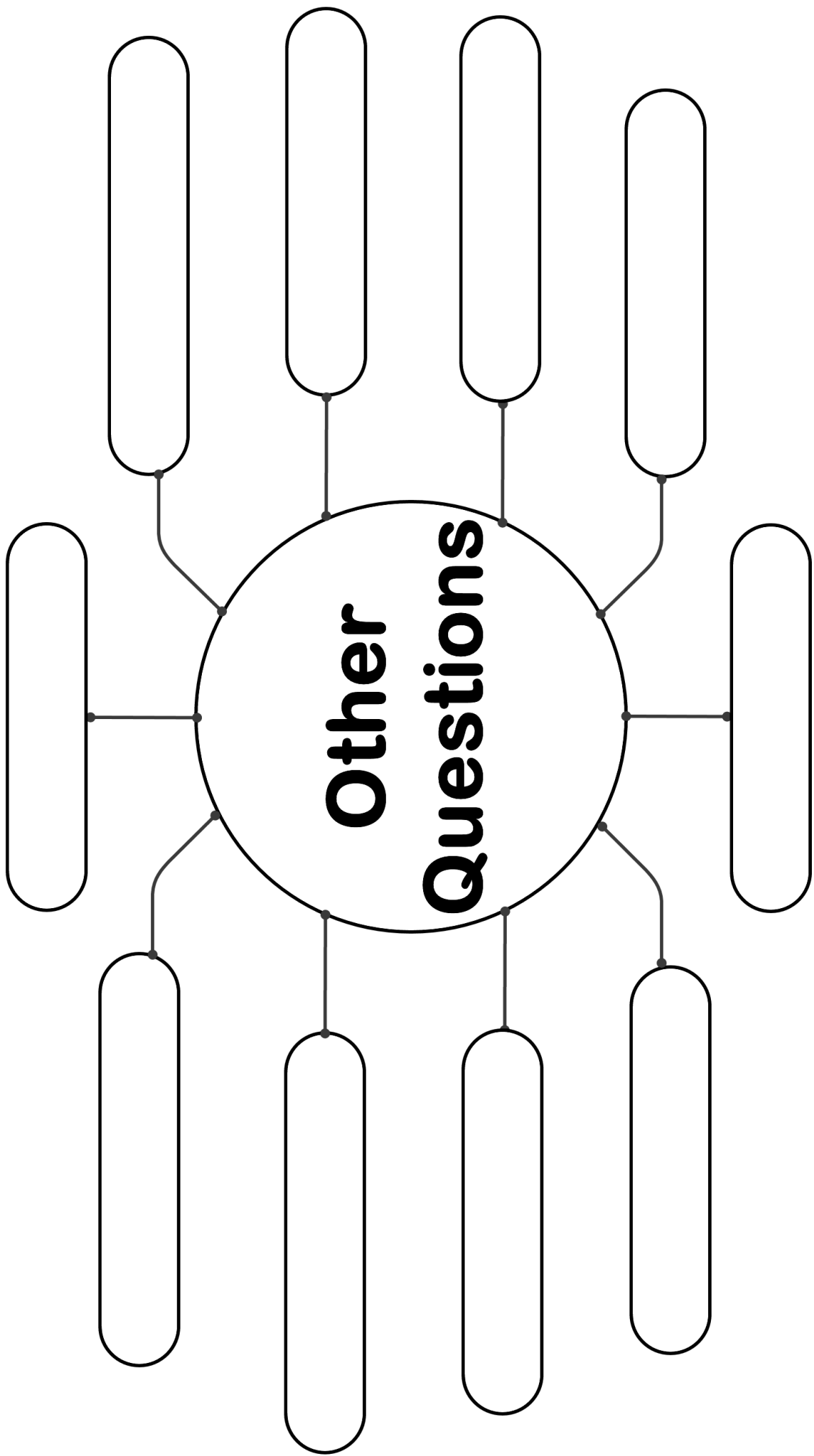














**This product was created using  
resources available on Teachers Pay  
Teachers from:**

Concepts of Music Mind Maps created by:



# Terms of Use

## You May:

- Use this product for your classroom students, or your own personal use
- Reference this product in blog and social media posts ONLY if you include the name of the product, where you purchased it from and the name of the Author—

### **Jooya Teaching Resources**

- Purchase licenses at a discount for other teachers at your current school to use in their classrooms
- Reproduce in printed form for distribution to your students
- Post for student access onto an Internal School Based Website (for example on Google Classroom)

## You May Not:

- Claim this work as your own, alter the files in any way, or remove the copyright
- Sell the files or combine them into another resource and make available for sale/free
- Post this document on any externally accessed public website
- Make printed copies to share with other teachers who do not have a license for the product

**Thank you for abiding by universally accepted codes of professional ethics while using this product. If you encounter an issue with your file, find an error, or experience a problem, please contact me and I will be more than happy to work with you to resolve the issue. Email me at:**

**[juliajooya@gmail.com](mailto:juliajooya@gmail.com)**

**Happy Teaching**

**[Julia from Jooya](#)**





# Mind Maps Freebie



## Music Analysis & Writing About Music

