

SUSAN PARADIS



FUN WITH FROGS

MY FIRST PIANO BOOK



Susan Paradis

Piano Teaching Resources



Fun with Frogs, a first piano book, has everything you need for preschool and kindergarten beginning piano lessons. There are over 40 pages of pre-reading music, worksheets, games, listening and composing activities, all made for children who are starting to learn numbers and letters.

Each page is carefully designed for the attention span of young children. The book is arranged by order of difficulty starting with learning finger numbers. Beginning piano concepts are taught in a sequential manner concluding with prereading fingers on the white keys. Each page is illustrated with original color art featuring cute little frogs playing in their lily pond. When students complete this book, they are ready to learn notes on the staff or may continue with pre-reading.

Concepts covered include:

- Finger numbers and right and left hand
- Ear training and composing activities
- Groups of 2 and 3 black keys
- Pieces on the black and white keys
- Names of piano keys
- Quarter and half notes
- Finger exercises



Fun with Frogs is recommended for:

- Preschool “introduction to the piano” classes or summer camps
- An all-in-one preschool piano method book for individual children ages 4 and up
- Supplementary material
- A review for a student who is not ready to progress


Supplementary material at this level include *Pre-reading Songs I Already Know*, *Pre-reading Bundles 1 and 2*, and pre-reading bundles for Christmas, Thanksgiving, Autumn, Halloween, and Valentine’s Day. All of these can be purchased in the store at SusanParadis.com and include a studio license.

Listen

Name


If the sounds you hear are high circle the bird. If the sounds are low circle the frog.

1. High




Low

2. High




Low

3. High




Low

4. High




Low

5. High



Low

6. High



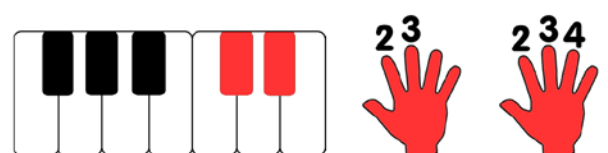
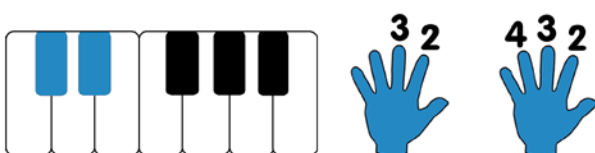

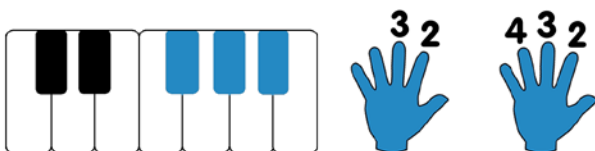

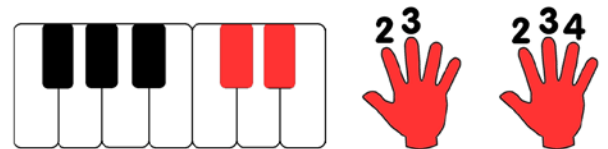
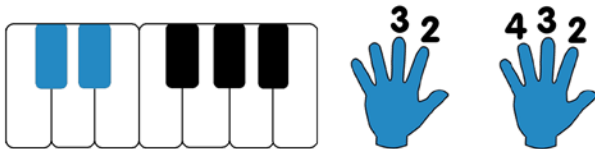
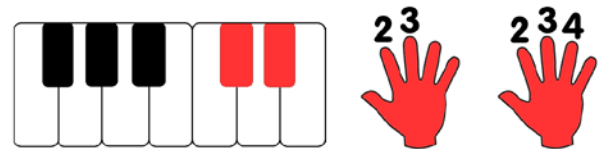
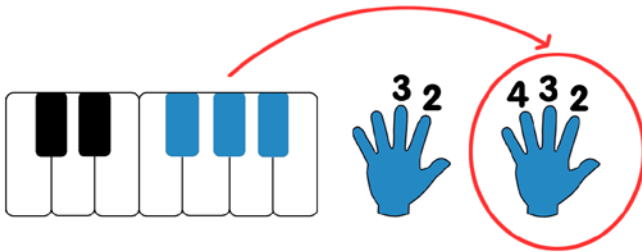
Low

Name



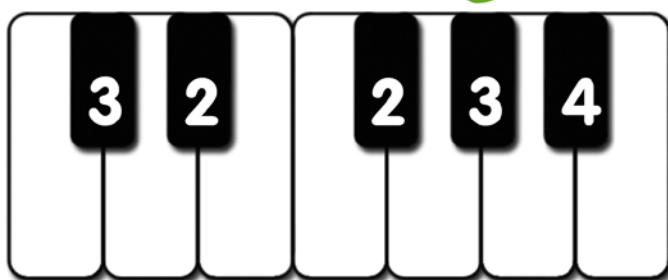
Red Hand Blue Hand

Circle the hand that has the correct finger numbers for the colored notes on the keyboards.





Hopping



Note to Teacher:
Play in 3 meter on
black keys.



Susan R. Paradis

R.H. 2 3 4 2 3 4

Hop - ping is fun in my

R.H. 3

big

L.H. 2 3

R.H. 2

pond.

L.H. 2 3

Play 2 times.

Name

Draw Quarter Notes



STEMS GO UP

--	--	--	--

Trace the
quarter note.
Color the notehead.

Fill in the
missing part.

Fill in the
missing part.

Draw a
quarter note.



STEMS GO DOWN

--	--	--	--

Trace the
quarter note.
Color the notehead.

Fill in the
missing part.

Fill in the
missing part.

Draw a
quarter note.