

The Following are Included in this Bundle:

Combined Words:

1. Simple Compound Words
 2. Common Compound Word Parts
 3. Common Compound Word Parts
 4. Common Compound Word Parts
 5. Combined Family Names
 6. Hyphenated Compound Words
 7. Blended Words
 8. Common Acronyms
 9. My Acronyms
 10. Palindromes
-

Making Words:

This resource includes 10 printable making words pages, as well as an answer key for challenge questions.

These pages are great for big kids to practice making challenging words.

Related Words:

1. Words Related by Sound
2. Words Related by Spelling
3. Words Related by Meaning: Synonyms
4. Words related by Opposites: Antonyms
5. Homophones
6. Homographs
7. Multiple Meaning Words
8. Nouns
9. Action Words
10. Adjectives

The Following are Included in this Bundle:

Tricky Vowel Patterns:

1. Y as a vowel sound (short -e and -i)
 2. Two vowels, One Sound
 3. Two Vowels, Ones Sound
 4. Letter Combinations, Different Vowel Sounds
 5. Letter Combinations, Different Vowel Sounds
 6. Same Letters, Different Sounds
 7. Vowel Sounds in Open Syllables
 8. Vowel Sounds in Closed Syllables
 9. R-Controlled Vowels
 10. Vowel Pattern CVCCe
-

Word Solving Strategies:

1. Dividing words into syllables
 2. Using word parts
 3. Using prefixes
 4. Using suffixes
 5. Connecting new words to known words
 6. Background knowledge
 7. Graphics
 8. Text context
 9. Readers' tools (glossary, index, dictionary)
 10. Finding vowel patterns
-

Dictionary Games:

- | | |
|---------------------------|------------------------------------|
| 1. Words Before and After | 11. Words I Have Seen/Heard Before |
| 2. First and Last Words | 12. Words I Do Not Know |
| 3. Related Words | 13. Parts of Speech |
| 4. Word Look-up | 14. Parts of Speech |
| 5. In Your Own Words | |
| 6. Making New Words | |
| 7. Looking at Sounds | |
| 8. Words in Between | |
| 9. Thinking About Words | |
| 10. Words I Know | |

The Following are Included in this Bundle:

Idioms:

1. Illustrating Idioms One
 2. Illustrating Idioms Two
 3. Illustrating Idioms Three
 4. Illustrating Idioms Four
 5. Illustrating Idioms Five
 6. Illustrating Idioms Six
 7. Illustrating Idioms Seven
 8. Illustrating Idioms Eight
 9. Illustrating Idioms Nine
 10. Illustrating Idioms Ten
 11. Illustrating Idioms Eleven
 12. Illustrating Idioms Twelve
 13. Idioms and Reading
 14. Idioms and Writing
 15. Idioms and Silly Stories One
 16. Idioms and Silly Stories Two
 17. Idioms and Silly Stories Three
 18. Idioms I Know
 19. Literal vs. Figurative Meanings One
 20. Literal vs. Figurative Meanings Two
-

Multisyllable Words:

1. Double Consonants
 2. Common Syllable Patterns One
 3. Common Syllable Patterns Two
 4. Common Syllable Patterns Three
 5. Common Short Vowel Patterns One
 6. Common Short Vowel Patterns Two
 7. Common Short Vowel Patterns Three
 8. Common Short Vowel Patterns Four
 9. Common Short Vowel Patterns Five
 10. Common Short Vowel Patterns Six
 11. Short Vowel Patterns
 12. Common Long Vowel Patterns One
 13. Common Long Vowel Patterns Two
 14. Common Long Vowel Patterns Three
 15. Long Vowel Patterns
 16. Common Multisyllable Vowel Patterns One
-

Prepositions:

1. Prepositions
2. Prepositional Phrases
3. Adding Prepositional Phrases
4. Taking Away Prepositional Phrases
5. Identifying Prepositional Phrases
6. Playing with Prepositions One
7. Playing with Prepositions Two
8. Playing with Prepositions Three
9. Playing with Prepositions Four
10. Playing with Prepositions Five
11. Playing with Prepositions Six
12. Playing with Prepositions Seven
13. Playing with Prepositions Eight
14. Multi-Word Prepositions One
15. Multi-Word Prepositions Two

The Following are Included in this Bundle:

Tricky Sounds and Spellings:

1. Silent Sounds in Words (light, tomb, lamb, light, know)
 2. Different Consonant Cluster Sounds
 3. Different Consonant Cluster Sounds
 4. Different Letters for One Sound /k/
 5. Different Letters for One Sound /f/
 6. The Many Spellings of /oo/ One
 7. The Many Spellings of /oo/ Two
 8. The Many Spellings of /aw/
 9. The Many Spellings of /oo/
 10. The Many Spellings of /ow/ One
 11. The Many Spellings of /ow/ Two
 12. The Many Spellings of /oy/
 13. Tricky Syllable Sounds One
 14. Tricky Syllable Sounds Two
 15. Tricky Syllable Sounds Three
 16. Tricky Syllable Sounds Four
 17. Tricky Syllable Sounds Five
-

Word Families:

1. Double Letter Word Families
 2. Double Vowel Word Families One
 3. Double Vowel Word Families Two
 4. Vowel, Consonant, Silent e One
 5. Vowel, Consonant, Silent e Two
 6. Vowel, Consonant, Silent e Three
 7. Vowel, Consonant, Silent e Four
 8. Ending Consonant Clusters One
 9. Ending Consonant Clusters Two
 10. Ending Consonant Clusters Three
 11. Ending Consonant Clusters Four
 12. Ending Consonant Clusters Five
 13. Ending Consonant Clusters Six
 14. Vowel Combinations One
 15. Vowel Combinations Two
 16. Vowel Combinations Three
-

Word Origins:

1. Latin Roots One
2. Latin Roots Two
3. Latin Roots Three
4. Latin Roots Four
5. Latin Roots Five
6. Latin Roots Six
7. Greek Roots One
8. Greek Roots Two
9. Greek Roots Three
10. Greek Roots Four
11. Defining Latin Roots One
12. Defining Latin Roots Two
13. Defining Greek Roots

Terms of Use:

***** This purchase is for one teacher only. *****

*** This resource is not to be shared with colleagues or used by an entire grade level, school, or district without purchasing the proper number of licenses.

To share this resource with colleagues you must:

1. Go to 'My TpT' on the top right of your screen
2. Click on 'My Purchases'
3. Click the 'Buy Additional Licenses' button
4. Purchase a discounted license for each colleague you plan to share this resource with

*** The license is not transferrable to another person.

*** If you are a coach, principal, or district interested in a site license, please contact me for a quote at jenbengel5@gmail.com.

*** This resource may not be uploaded to the internet in any form, including classroom/personal websites and network drives.

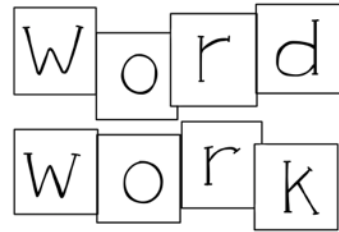
This Resource is NOT to be:

- Used by an entire grade level, school, or district without purchasing the proper number of licenses.
- Resold or redistributed
- Modified and resold
- Shared on databases, where individuals other than the purchaser have access

I work very hard to provide you with high-quality, time-saving resources and I greatly appreciate your support. Thank you for respecting my work and for respecting my terms of use!



"Making Many Words 1"



Name: _____ Date: _____

What To Do:

Cut out the letters. Move them around to make as many words as you can with the letters below. Write all your words on the lines.

Challenge:

Use all the letters to make one big word. Hint: It begins with an -i!

my words

1	_____	11	_____
2	_____	12	_____
3	_____	13	_____
4	_____	14	_____
5	_____	15	_____
6	_____	16	_____
7	_____	17	_____
8	_____	18	_____
9	_____	19	_____
10	_____	20	_____

n i t r o o i n a m

"Combined Family Names"



Name: _____ Date: _____

What To Do:

Many of the words we use to describe our family members are combined words. They are either compound words or words joined with hyphens. 'Grandmother' and 'sister-in-law' are just two examples. List all the family names you can think of that are combined words.

Illustration of a family group (grandfather, mother, father, children) with snowflakes.

Illustration of children sitting at a table.

Illustration of children hugging.

Illustration of a girl with a bag and a child.

Illustration of children in winter coats.

Handwriting lines with snowflake icons for bullet points.

Sample

Challenge:

Describe your family on the back of this page. Use as many combined words as you can. Circle all your combined words and share your work with a partner or small group.

"Homographs"



Name: _____ Date: _____

What To Do:

Some words have the same spelling but different meaning. These words are called homographs. Think of sets of homographs and write them in the spaces below. Then create a sentence and tell what each word means.

	word	sentence	meaning
1			
2			
3			
4			
5			
6			
7			
8			
9			
10			

Sample

Sample

Challenge:

Cut out all the homographs, sentences, and meanings. Mix them up and exchange with a partner. Then glue them back into order on construction paper.

"Vowel Pattern CVCcEe"




Name: _____ Date: _____

What To Do:

Sometimes words have a consonant, vowel, consonant, consonant, silent -e pattern, like in the word mince. See how many words you can think of that have the CVCcEe pattern. Write each word in the boxes below.



CVCcEe words



Sample

Sample

Challenge:

Cut out all the words. Then glue them onto construction paper in a pattern that makes sense to you. Be sure to write your thinking about how you glued the words together.

"Dividing Words into Syllables"



Name: _____ Date: _____

What To Do:

Readers sometimes divide a tricky word into syllables to help them read and understand the word. As you are reading today, write down some tricky words from the text. Then break each word into syllables.

word

syllables

	word	syllables			
1					
2					
3					
4					
5					
6					
7					
8					
9					
10					

Sample

Sample

Challenge:

Cut the syllables out for each word. Mix them up, and then glue them back together on a separate sheet of paper.

"Words in Between"



Name: _____ Date: _____

What To Do:

Open your dictionary to a random page. Write the first word on the top of this page. Write the last word on the bottom of this page. Close the dictionary. See how many words you can list that fit alphabetically between these two words.

First word _____

1 _____

2 _____

3 _____

4 _____

5 _____

6 _____

7 _____

8 _____

9 _____

10 _____

11 _____

12 _____



13 _____

14 _____

15 _____

16 _____

17 _____

18 _____

19 _____



20 _____

21 _____

22 _____

23 _____

24 _____



last word _____

Challenge:

Check the dictionary. Circle words on this page that were included in the dictionary. Add any words you missed by writing them in alphabetical order on the back of this page.

"Idioms and Silly Stories Three"




Name: _____ Date: _____

What To Do:

An idiom is a phrase used commonly in a culture that means something other than what the words mean literally when they are standing on their own. Use as many of the idioms as you can listed below to create a silly story. You can even use them more than one time!

Idioms

- Kill two birds with one stone
- Drastic times call for drastic measures
- Feel a bit under the weather
- Hit the nail on the head
- Hit the hay
- Costs an arm and a leg
- Curiosity killed the cat
- Don't count your chickens before your eggs have hatched
- Best of both worlds



My Story

Sample

Sample

Sample



Challenge:

Circle all the idioms you used in your silly story. Share your story with a partner or small group. Then talk about all the idioms you used and what each one means in the story.

"Common Long Vowel Patterns Three"



Name: _____ Date: _____

What To Do:

Some words are alike because they sound the same. Either the beginning, middle, or end of the word sound alike. Make a list of words that sound the same as the words in each box.

/ain/ as in 'complain'

/atel as in 'later'

/obel as in 'cantalope'


/onel as in 'lonely'

/okel as in 'taken'

Challenge:

Try and make a story using all the words from one of your boxes. Write the story on the back of this page. Circle all the words that sound the same.











"Adding Prepositional Phrases"



Name: _____ Date: _____

What To Do:

Some sentences can be very boring. Prepositional phrases help make sentences more interesting and add details to the nouns in the sentence. Make the following sentences more interesting by adding prepositional phrases and rewriting the sentences in the spaces provided. You can add phrases to the beginning or the end of the sentence, or both!

1	The dog barked. 	
2	Max played. 	
3	She read. 	
4	Mom dropped 	
5	He thought. 	
6	They laughed. 	
7	She swam. 	
8	We went. 	
9	It was quiet. 	
10	He slept. 	

Challenge:

Get together with a partner. Share your new sentences with prepositional phrases. How are your sentences alike and different?

"Silent Sounds in Words"



Name: _____ Date: _____

What To Do:

Some words have letters that do not make a sound, but are needed to help other letters in the word make sounds. Think of words with silent letters and add them to the list below.

Silent Letters



thigh



Challenge:

Look carefully at your list of words. On the back of this page, make a list of word families that have silent letters. Then see if you can think of other words that fit into each word family.

"Double Vowel Word Families One"



Name: _____ Date: _____

What To Do:

Some words have double vowels followed by a consonant. Make lists of words that fit into each word family.



-eer



-eet



-ood

-oom



-oon



-ool



Challenge:

Share your lists with a partner or small group. Add any new words to your list. Study the words carefully. Make a list of everything you are thinking about the word families on the back of this page.

"Latin Roots Three"



Name: _____ Date: _____

What To Do:

Many English words came from Latin roots. Create lists of words that have these Latin roots within them.

-form

-grac

-grad



-hab

-ject

-lit



Challenge:

Share your lists with a partner. Add any new words on your list as you share. Study the lists carefully. Share your thinking about the words on the lists by writing on the back of this page.