


Real Life

VIDEO GAME



JUNGLE QUEST

THE WRATH OF ZARAMAMBO



LEVELS 1-4

TREASURE MAP



Scorpion
Islands

Little Castle

Dead Desert

Devil's Rock

Parrot's
Bay

Death
Island

Big Mountains

Blue
Water

Dark Gulf

Two Mountains

SOUTHERN SEA

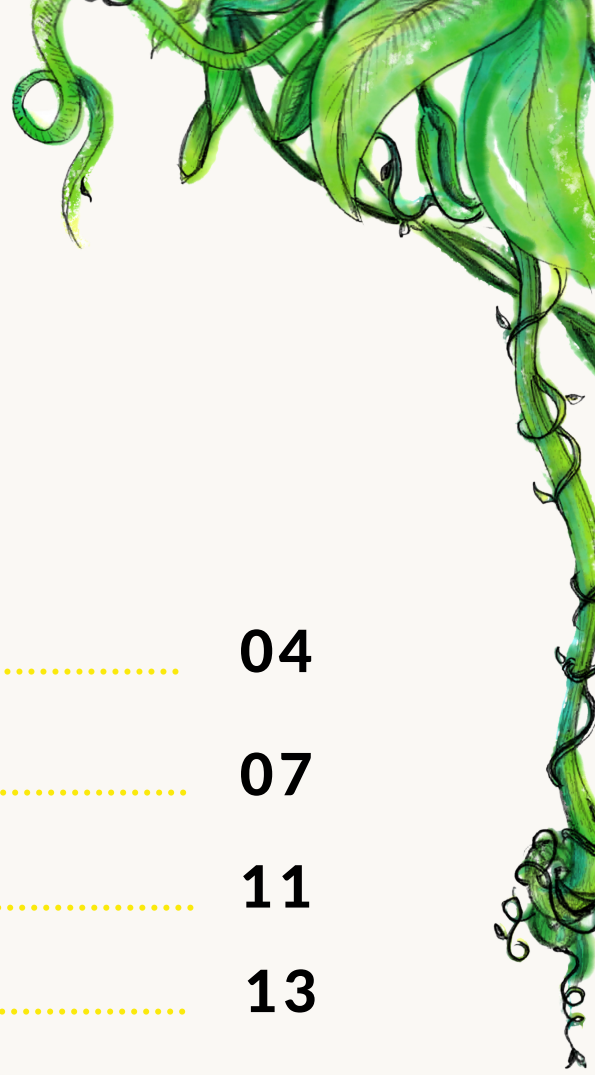


WELCOME!

To Real Life Video Game,
a guided imagination
game.

CONTENTS

Introduction	04
How It Works	07
Learning Fun Sheets	11
Game Overview	13
Level 1 Bonk!	15
Level 2 Swish!	18
Level 3 Chomp!	21
Level 4 Creak!	24
Game Props	28
FAQ's & Help	29





"Hi! I'm Lee. Your Jungle Quest game imagination leader!"

In today's world children are more interested in playing online on their devices than in the real world. We all see it and feel it.

As parents, we need to address this addiction to technology and find creative ways to "unplug" our kids. I am constantly trying to balance my kid's on and offline time and let's face it, it's hard to compete with a video game!

"As a mom, a Creative Director and the Founder of a successful indoor family play gym, I developed Real Life Video Game (RLVG) to combat this problem."





WHAT RLVG DOES FOR YOU & YOUR CHILDREN:

- **Unplugged Quality time with your kiddos**
- **A Workout!!! (for YOU and your kids)**
- **Stimulates the imagination and makes education fun!**

RLVG is a step-by-step instructional game with a guided story that helps you to ignite your kid's imagination! Spend some time with them belly laughing, making family memories and enjoying quality unplugged time. RLVG will become your family's "go-to" game. Trust me, your kids will beg you to play another round.

While you are both having a blast, you'll be doing squats, planks, pilates moves and more without even realizing it! You will be sweating before you know it! The magic of RLVG is that your kid will also get a workout as they are playing, using their imagination & body all the while learning about the world and reveling in this precious time with you!



The other unique aspect to this game is the ability to educate your kids about the "world" they are entering. We suggest reading each level before you begin to get a layout of the world, in this case, a Mayan temple in the jungles of Mexico.

As you play and are "in" the jungles of Mexico, you will come upon a Mayan temple! You can use the education and activity sheets to help teach your kiddos about the Maya and their civilization!

Keep the fun going with our printable follow-up activity sheets! (Which are located as a separate download when you login)



You might think you don't have the creativity or skill set to engage your children in "unplugged" play. But that's wrong and here's why:

I'VE DONE THE WORK FOR YOU!

RLVG is a step-by-step guide to create a real-life-gaming experience for your child.





REAL LIFE VIDEO GAME

HOW IT WORKS

HOW IT WORKS



In all classic video games, there are obstacles to overcome & levels to win in order to get to the next stage. RLVG is the same! You and your kids will be in a live video game with levels to beat and incentives to win. **This ebook, plus video examples, guides you through levels 1 thru 4 of RLVG- Jungle Quest: The Wrath of Zaramambo.**

Before you begin:

- **Read through the Rules of Play and the Narration** for the level you're on to get an idea of the storyline. It will help you set the stage for the adventure!
- **Remember: YOU & your living room become the video game!** In conjunction with the fantasy world you've created in your child's mind, your body will be a moving target, a hurdle to get over or under, or a creature to avoid! You, the adult, are the ultimate level to conquer! Watch your child's face turn to awe as the room turns into a jungle and you become their biggest challenge!

Supplies you'll need: 2 pillows, Your body, Your children!



HOW TO PLAY RLVG



01

Read the Narration:


You the adult, are the Game Master! Read the narration at the beginning of the level you are on. Remember, this part is critical! **Since there are no flashy graphics, animation or audio doing all the work, you, the Game Master, have to set the tone to create the video game world you and your kiddos are about to enter.** (The narration tells you how to play the game.) Once you become familiar with the narration you'll be able to add your own flair, voice and/or additions to the game.

Note: *Feel free to use or substitute other objects (ex. couch, chairs, pillows, coffee table etc) to create more obstacles for maximum fun and adventure!*

02

How to win a level:

Each child must do the obstacle / obstacle course you create 3 times in order to get a Gold Coin! **If they get caught / hit with an obstacle (ie. your bum, your leg, pillow etc.) they have to start over JUST LIKE IN A REAL VIDEO GAME!** If they win the level give them a Gold Coin (either the ones you can print from this ebook OR ones that you make before you start as a fun craft!) Honestly, its also easy to just use imaginary ones!



HOW TO PLAY RLVG



03 **Number of players: 2 or more.**

If you have older children or other adults in the house who want to play too, as the Game Master, you can assign them to be an obstacle along with you!

04 **Create the world:**

Before you begin the actual level, it's really fun to pretend to find or discover the world they are in. (In this case we are in a JUNGLE.)

You can ask them what type of animals might we see? What sounds might we hear? You, as the Game Master, will show the child how to use your imagination by modeling the behavior. You will ACT OUT looking up, all around as if you are looking around a jungle.

THEN ask them to grab their explorer hat, utility belt and any other item they might need on this adventure. You show them your hat by putting on a pretend one and they will quickly understand that this is all imaginary.


**You will see their faces light up when they realize you are playing WITH THEM in this IMAGINARY WORLD!!!
This is the true magical beginning of the game!**



JUNGLE QUEST LEARNING

FUN SHEETS!

We've included some dynamic, engaging activity sheets to enrich your Jungle Quest game experience! A black & white easy print version is located in your game portal, under the introduction video.





JUNGLE QUEST FUN SHEETS!


Download these fun sheets from the game portal and print them out to learn about the Mayan Culture and kick start the Jungle Quest adventure!

- The ancient Mayan civilization was a rich culture of art, food, science and innovation that still echoes in modern Mexico to this day! Between 250 and 900 CE the Maya lived in Mexico and Central America, building beautiful structures and developing ways of life that were very advanced for a time with no electricity, internet, or modern machines! Mysteriously, towards the end of the 9th century this thriving civilization began to crumble, and eventually faded into history. To this day no one knows for sure what happened.
- The Maya were incredibly adept at building and farming. Their villages evolved into thriving cities full of large temples, stone pyramids, elaborate palaces and even ball courts! The Maya created ideal conditions for growing their crops of corn, beans, and squash by cutting away the trees and vines of the surrounding rainforest.
- When we hear the word hieroglyphics, we usually think of the ancient Egyptians, but did you know that the Maya created their own writing system of hieroglyphics? This system used pictures instead of words to record their thoughts and pass down information through generations. The Maya were also incredibly curious and studied the planets and stars. They created an intricate, extremely accurate calendar from these observations. And of course, they developed a system of mathematics as well, math is everywhere!
- The ancient Maya respected and revered the Earth and nature, and worshipped a number of gods. The Sun and Moon were incredibly important and powerful in their lives, as were their crops, and some of the most revered gods were those of the Sun, Moon, rain, and corn.

Mayan History
Fun Facts



Mayan Calendar
Coloring Page



Jungle Quest
Crossword



Mayan Mask
Coloring Page

Welcome Adventurers!



LET'S PLAY!!

GAME OVERVIEW & SET UP

*Please read enthusiastically and **IN CHARACTER** to your children as if **YOU** are a travel guide! You can print the Game Master prompt scripts to guide you. A black & white printable version is located in your game portal, under the introduction video.*

GAME INTRO | Prompt Script

GAME MASTER:

Hello explorers!

We hope your travels here, to the deep jungles of Tulum, Mexico were safe! The jungles here are hot, thick, treacherous, full of secret treasures and wild animals.

Wait... can you hear them?

What do you hear? *(wait for response or give an example)*

What can you see?

What kind of animals?

We have brought you here to help us discover the lost Treasure of Zaramambo, the legendary Mayan King who disappeared during the height of the Mayan civilization.

Legend has it that King Zaramambo was extremely suspicious of people and other kingdoms who may try to steal his lavish gold and treasures. He decided to hide his treasure in the depths of one of his magnificent Mayan temples. Many have tried to enter the temple only to find that there are booby-traps that guard his treasure. It is said that each boobytrap is a test of courage, skill and agility. If, you are up to the challenges of Zaramambo's fierce obstacles, you will receive ONE GOLDEN MAGIC COIN!

And, in order to get to the next level in the temple, you must do that obstacle 3 times to get a total of 3 coins! Then you can move on to LEVEL 2 of the Mayan Temple Mystery! Are you ready?

Let's GO!!!

LEVEL 1

BONK!

BONK! | Prompt Script

GAME MASTER:

Look ahead! It's the door of the temple!

(Pretend to walk through and look all around)

The walls of the temple are crumbling! It looks dangerous! Can you see the ceiling and walls are made with huge boulders, all above our heads!

WATCH OUT!

(Point to your bum as it is now a boulder!!!)


a boulder!!! ...is falling! (Expect lots of giggles here!)

(Now, do a squat and say loudly, "BONK!" at the bottom of the squat) **WHOA! That almost hit you! These falling boulders must be the first level... It looks like you need to dive under the falling boulders without getting hit by one!**

(Repeat movement, while saying BONK at the bottom of the squat every time.)

If you get hit, you have to try again! Good Luck!

BONK! Position A



BONK! Position B



LEVEL 2

SWISH!

SWISH! | Prompt Script

**You, the Game Master will need to have 1 pillow.*

GAME MASTER:

Good job everyone! We are now in Level 2!

I can hear something! It sounds like “swish...swish...swish...” I wonder what it could be!?

(Pretend to look all around for the sound)

What do you think it is? Wait! I see it! It’s another booby-trap! It’s a SWINGING BOULDER! WATCH OUT!

(While standing with your feet wider than shoulder-width apart and knees slightly bent, swing the pillow in one hand in front of your legs saying “swish” each time it passes over the “entrance to the cave.”)

SWISH! Position A



SWISH! Position B



LEVEL 3

CHOMP!

CHOMP! | Prompt Script

GAME MASTER:

You made it! We are now in Level 3! I can hear water! Can you hear it too? It's coming from down there!! (*Point down low like the cavern goes deeper.*)

Let's go down this way... (*Pretend to go and then enter a new area filled with beautiful water underground!*)

Look at this beautiful underground pool! I've heard that there were pools called cenotes here in Mexico but I've never actually seen one! (*You can explain what cenotes are if you want*) **WHOA... did you see that? Something is in the water!! WATCH OUT! It's a CROCODILE!!!**

(*Lay down on your left or right side with your legs up against a wall, couch or chair. Lift your top leg as if it were the mouth of a crocodile opening and then quickly lower your leg to close it's mouth. When snapping the croc's mouth shut, say "CHOMP" as if it were gobbling something up!*) **You're gonna have to jump through the crocodile's mouth in order to get over this pool of water and on to the next level! You can do it!**

CHOMP! Position A



CHOMP! Position B



LEVEL 4

CREAK!

CREAK! | Prompt Script

GAME MASTER:

You have come so far!! This is LEVEL 4!

What is this? It looks like a puzzle to me! It's a large wooden structure! Maybe we can open it up somehow so we can go UNDER IT!

Wait! Look! *(Point to a wall, or anything and pretend to put your hand on something)* **A Mayan Sun Dial! It looks like we can turn it! You try it! You might need to use both hands.**

(Show them how to turn the dial like it is hard to turn... then have them try. Once they turn it, lay face down on the ground with your hands in push up position. Make a "Creak" noise as you do a modified push up onto your knees. Then "Creak" again and go into downward dog position for 2 seconds. Reverse these directions until you are lying on the ground again.

When someone turns the dial again, repeat these movements until they realize turning the dial opens up the wooden contraption so they can dive underneath you!)

CREAK! Position A



CREAK! Position B



CREAK! Position C



HOW TO KEEP THE FUN GOING!

- 01** *In order to keep your children engaged, we encourage you to play the game at least twice a week.*
- 02** *Once your children are well versed in playing the game, challenge them to come up with their own level to the game. You can even submit your new level to us at:
hello@kidsunpluggedliving.com*
- 03** **Stay tuned and GET ON OUR INSIDER LIST for the release of our next Jungle Quest Edition, to include levels 5-8, COMING IN EARLY 2022!**



COMING SOON!

JUNGLE QUEST | LEVELS 5 - 8

Teaser text about what to expect in the next levels, EARLY BIRD SPECIAL BONUSES....Sed quia non numquam eius modi tempora incidunt ut labore et dolore magnam aliquam quaerat voluptatem.

GET ON THE WAITLIST →

FAQ'S & TROUBLE SHOOTING



What do I do if my child isn't interested?

Make sure you set the stage by playing the part of Game Master. For example, remind them to put on their safari hat and buckle their adventure tool belt before beginning on the mission.



My child is having a really hard time with the timing of each level, how can I help him/her?

It is really important to use the sound effects that go with movement. Remind your child to listen to the rhythm of the sound effect to help them decide when to go.



The levels are too hard and my child is getting frustrated or is afraid. What can I do?

Remember, the speed the boss level sets for each level can vary depending on the age of your children. Help them feel successful by starting out slower and then making it harder. It's supposed to be fun! Congratulate them when they make it through!



My child keeps saying that it's too easy. How can I make it more challenging?

There are lots of ways to make a level more challenging- you can speed up the pace of your "bonk". You can make the obstacle smaller, narrower or higher depending on the exercise. You could add an additional movement so they have two obstacles in one.

Thank You!



We're so excited to have you in the KU family! We'd love to hear and see how you're enjoying RLVG Jungle Quest. If you'd like to share, **here's how:**

Share your videos and pics to Instagram and tag us:

- @kidsunpluggedliving
- Use the hashtags:
#kidsunpluggedliving
#kuRLVgame

**Or email love notes and pics to:
hello@kidsunpluggedliving.com**



COPYRIGHT NOTICE

Copyright 2022 Kids Unplugged LLC

All rights reserved. This product, RLVG Jungle Quest ebook and videos, or any portion thereof may not be reproduced or used in any manner whatsoever without express written permission of Kids Unplugged LLC.

Purchase of this game is intended for 1 household use. Please do not share, or provide your login information to parties outside of your household.