

Chapter 6 – 4th Chords

To finish your study of minor blues chord shapes you learn how to play modern sounding 4th chords on 3 string sets.

4th chords are built by stacking 4th intervals, compared to 3rds you hear in traditional chord shapes.

Because of this, 4th chords sound more modern and more “open” than drop 2, rootless, and other chord shapes.

Go slow, jam over the backing track, and take a listen to Lenny Breau on Visions for an example of these chords in action.

Have fun as you learn and apply these cool-sounding chords to your minor blues playing.

4th Chords 1

Here are 4th chords on the 4321 string-set to learn, memorize, and add to your comping and chord soloing over minor blues tunes.

Start by learning the shapes below and then get them onto the backing track without any rhythms.

From there, add in rhythms, picking patterns, and material from the comping supplement to take these shapes further in your playing.

Have fun as you dive into these modern sounding minor blues chord shapes.

Am⁷ **A⁷ ALT.**

8	8	8	6
8	8	8	6
7	7	7	6
7	7	7	5

Dm⁷ **Am⁷**

7	7	8	8
6	6	8	8
5	5	7	7
5	5	7	7

Bm⁷ (b5) **E⁷ ALT.** **Am⁷** **Bm⁷ (b5)** **E⁷ ALT.**

10	8	8	10	8
10	8	8	10	8
9	7	7	9	7
9	6	7	9	6

4th Chords 2


Here are 4th chords on the 5432 string-set to learn, memorize, and add to your comping and chord soloing over minor blues tunes.

Start by learning the shapes below and then get them onto the backing track without any rhythms.

From there, add in rhythms, picking patterns, and material from the comping supplement to take these shapes further in your playing.


Have fun as you dive into these modern sounding minor blues chord shapes.

Am⁷ **A⁷ ALT.**




T	13	13	13	11
A	12	12	12	10
B	12	12	12	11
	12	12	12	10

Dm⁷ **Am⁷**



T	12	12	13	13
A	10	10	12	12
B	10	10	12	12
	10	10	12	12

Bm⁷ (b5) **E⁷ ALT.** **Am⁷** **Bm⁷ (b5)** **E⁷ ALT.**



T	15	13	13	15	13
A	14	12	12	14	12
B	14	12	12	14	12
	14	11	12	14	11

4th Chords 3

Here are 4th chords on the 6543 string-set to learn, memorize, and add to your comping and chord soloing over minor blues tunes.

Start by learning the shapes below and then get them onto the backing track without any rhythms.

From there, add in rhythms, picking patterns, and material from the comping supplement to take these shapes further in your playing.

Have fun as you dive into these modern sounding minor blues chord shapes.

Am⁷ **A⁷ ALT.**

T
A
B

5 5 5 3
5 5 5 3
5 5 5 4
5 5 5 3

Dm⁷ **Am⁷**

T
A
B

4 3 3 3
4 3 3 3
5 5 5 5
5 5 5 5

Bm⁷ (b5) **E⁷ ALT.** **Am⁷** **Bm⁷ (b5)** **E⁷ ALT.**

T
A
B

7 7 7 7 5 5 5 7 5 5 7 5 7 5 4