

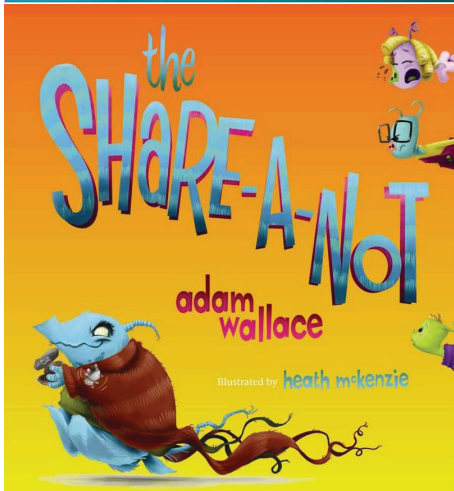

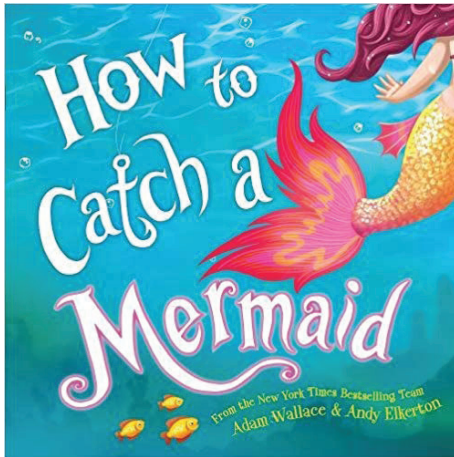


PICTURE BOOKS 101!



FROM IDEA TO PUBLICATION!

WITH ADAM WALLACE

iMPRINT PAGE!!!!!!

Picture Books 101 - From Idea to Publication!

A KBCC Production

First published in the year of the Zombie Pirates, 2020
by
Krueger Wallace Press

Email: **wally@adam-wallace-books.com** or visit
www.thekbcc.com or visit
www.adam-wallace-books.com or visit
a bookstore. Seriously. They're the best!!!

All rights reserved. No part of this printed publication may be corrected with a red pen, reproduced, stored in or introduced into a retrieval system, or transmitted, in any form, or by any means (electrical, mechanical, photocopying, recording or otherwise) without the prior written permission of the publisher and copyright owner, Krueger Wallace Press.

This edition printed by you on your printer. Or at Officeworks ... or your mum's ... or at work.

Designer/Typesetter: Adam Wallace

Edited by Tex Calahoon

Text and dribble stains copyright Adam Wallace 2020

Cataloguing-in-Publication entry is available
From The National Library of Australia
<http://catalogue.nla.gov.au>



Do not use this book as a dice.
This book is not a spark plug or an internal combustion engine.

CONTENTS

SECTION 1 - INTRODUCING THE COURSE! THE BENEFITS FOR YOU!

SECTION 2 - INTRODUCING YOUR HOST! ADAM WALLACE

SECTION 3 - NUMBERS! WORD COUNT, PAGE COUNT, AGE GROUPS, AND MORE!

SECTION 4 - INSPIRATION! COMING UP WITH IDEAS FOR PICTURE BOOKS!

SECTION 5 - INSPIRATION! IT'S ALL ABOUT CHARACTER!

SECTION 5A - BONUS SECTION 1! 27 PICTURE BOOK IDEAS YOU CAN “STEAL”!

SECTION 6 - WRITING! TO RHYME OR NOT TO RHYME, A QUESTION WITH MANY ANSWERS!

SECTION 7 - WRITING! LEAVING SPACE FOR AN ILLUSTRATOR'S ILLUSTRATIONS!

SECTION 8 - STRUCTURE! USING MOVIES FOR STRUCTURAL INSPIRATION!

SECTION 9 - STRUCTURE! UTILISING PAGE TURNS!

SECTION 10 - STRUCTURE! THE STRUCTURE SUPER SUCCESSFUL BOOKS USE!

SECTION 10A - BONUS SECTION 2! 3 PICTURE BOOK TEMPLATES YOU CAN “STEAL”!

SECTION 11 - PICTURE BOOK FREQUENTLY ASKED QUESTIONS (FAQS)

SECTION 12 - SUMMING UP!

APPENDIX A - RECOMMENDED PICTURE BOOK READING LIST!

SECTION 1



INTRODUCING THE COURSE!

PICTURE BOOKS ROCK

They sure do. They rock harder than a chair, a horse, a band, heck, they even rock harder than a rock itself!

So what's so good about picture books? What's the magic? And how can you capture it and put it in a bottle ... or a book, at least!

Creating picture books is an amazing experience, from thinking up and writing the story to seeing it come to life in the expert hands of an illustrator, to seeing it in the world, to seeing the joy it brings children.

But is it easy to write a picture book? Absolutely! Is it easy to write a good, let alone amazing, picture book? **NOT AT ALL!!!** Or at least, it wasn't until now! Because now you are going to get the inside information from a CBCA Notable, New York Times, Amazon and USA Today bestselling author of picture books!

SO WHAT IS IN THIS COURSE? IS THERE A KITTEN? IS THERE A HORSE?

No. There isn't. But there is a **HEAP** of info, tips and tricks! **By the end of this course you will:**

1. **Know everything you need to know about word counts, page lengths, age groups and more.**
2. **Understand why character is so important in picture books!**
3. **Be inspired to use movie structures to help you write picture books!**
4. **Write with the illustrations in mind!**
6. **Be able to weigh up the pros and cons of writing in rhyme!**
7. **Have the secret sauce! The structure that super successful picture books use!**
8. **Learn layout tricks that bring amazing energy and anticipation to you picture book!**
9. **Have new ideas on how to *GET* new ideas for picture books!**
10. **Get bonus FREE picture book ideas you can use right away!**
11. **Know the answers to many questions people ask about editing and submitting picture books.**

NOTE: Homework will be assigned (*there is space for this in the workbook, or you can use a separate notebook*). This means you will leave this course with, at the very least, ideas and templates and thoughts on picture books. At best, you will have **taken the ideas in this course and written a kick-butt picture book ... or books!**

First up, as in all my courses, I believe it is really important for **YOU** to think about what **YOU** would like to get out of this course. Why do **YOU** want to do it? Perhaps, even, why do **YOU** want to write picture books?

Having a strong why is really important in completing anything. It will help you find the time. It will help you push through parts that are hard. Certainly, in writing and getting picture books published, you have to push through, and having

HOMEWORK: WHAT DO YOU WANT TO GET OUT OF THIS COURSE?

Write down the things you would like to learn from this course. Check back once you're finished, and if there's anything that wasn't covered, email me at **wally@adam-wallace-books.com** and I will do my best to fill in the gaps!

Now, write down some reasons why you would like to create picture books! To bring joy to kids? To tell a story that's been burning in you? To have a story for your kids? Whatever it is, write it down! Let it out!