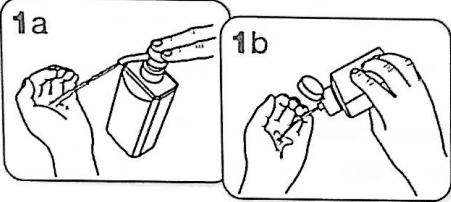
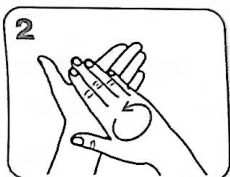


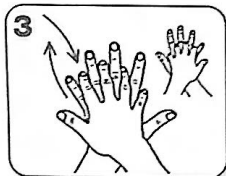
How to handrub? WITH ALCOHOL-BASED FORMULATION



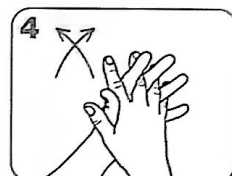
Apply a palmful of the product in a cupped hand and cover all surfaces.



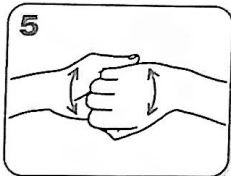
Rub hands palm to palm



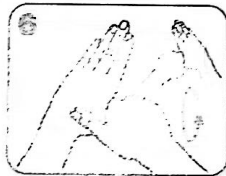
right palm over left dorsum with interlaced fingers and vice versa



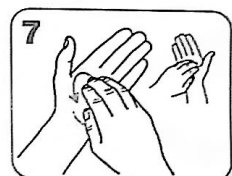
palm to palm with fingers interlaced



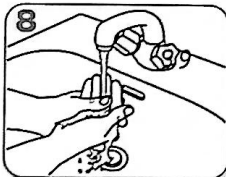
backs of fingers to opposing palms with fingers interlocked



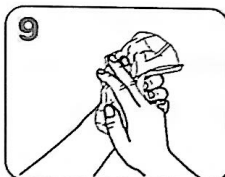
rotational rubbing of left thumb clasped in right palm and vice versa



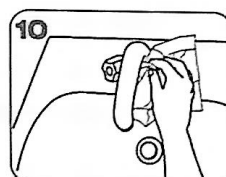
rotational rubbing, backwards and forwards with clasped fingers of right hand in left palm and vice versa



rinse hands with water



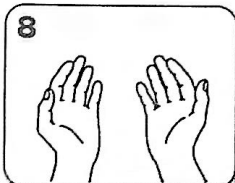
dry thoroughly with a single use towel



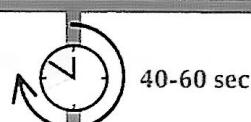
use towel to turn off faucet



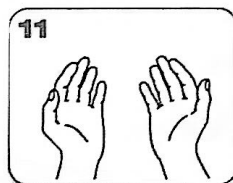
20-30 sec



...once dry, your hands are safe.



40-60 sec



...and your hands are safe.



WHO acknowledges the Hôpitaux Universitaires de Genève (HUG), in particular the members of the Infection Control Programme, for their active participation in developing this material.



World Health Organization