
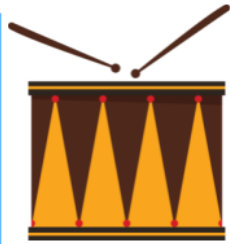







Dynamics Flashcards

for all ages

4 pages/8 flashcards
plus 28 picture cards



<i>f</i>	<i>ff</i>		<i>p</i>	<i>pp</i>		
	<i>n</i>	<i>fortissimo</i> very loud	<i>forte</i> loud		<i>mp</i> mezzo piano medium soft	<i>piano</i> soft
	<i>mezzo forte</i> medium loud	<i>crescendo</i> gradually get louder		<i>mezzo piano</i> medium soft	<i>decrescendo</i> gradually get softer	

MusicinOurHomeschool.com

FREE PREVIEW

Thank you for purchasing Dynamics Flashcards
from Gena Mayo of I Choose Joy Publishing! and Music in Our Homeschool.

Who is Gena?

Gena Mayo is a homeschooling mom of 8 who also taught in public schools for 5 years.
She has been teaching music in various forms for the last 23 years.

Contact Gena at genamayo@att.net
or through her websites [I Choose Joy!](#) or [Music in Our Homeschool](#)
Gena also has an online course site called [Learn.MusicinOurHomeschool](#) .

Terms of Use, Licensing, and Copyright

By downloading and using this product, the purchaser receives
an **individual license** for use in only one classroom or homeschool family.
The included license is non-transferable,
meaning it cannot be transferred from one teacher to another.

To use in multiple classrooms or within a school district or at a homeschool co-op,
or to share among teachers, etc., [please purchase the license here](#).
Or, contact Gena at gena@musicinourhomeschool.com

Copyright © 2021

All rights reserved. No portion of this product may be reproduced,
stored in a retrieval system, or transmitted outside immediate household
in any form or by any means—electronic, mechanical, photocopy, recording, scanning, or other—
except for brief quotations in critical reviews or articles, without the prior written
permission of the publisher.

No part of this resource may be uploaded to the internet in any form,
including classroom or personal websites or network drives unless the site is
password protected and can only be accessed by students and their parents.

Graphics by

[Dancing Crayons Designs](#)

Instructions for making the Dynamics Flashcards:

Print pages 1 and 2 on double sided paper (or cardstock).

Print pages 3 and 4 on double sided paper (or cardstock).

Cut the cards on the blue lines.

Optional:

- Laminate the 8 flashcards.
- Make a set for each student.

Ideas for using the Picture Cards to practice dynamics:

Use the Picture Cards to help students make connections between the Sounds the animals or thing on the card makes. Is it loud, soft, in-between? Does it make no sound at all? Does the sound gradually get louder or gradually get softer? Does it depend on certain circumstances? There are no hard and fast answers. This will encourage the student to be creative.

- Have the student sing a song and hold up different cards. The student will change the loudness of the song depending on what card is being shown.
 - Do the same thing while they are playing an instrument such as rhythm sticks, a drum, ukulele, piano, or a recorder.
 - Have the student play a matching game to match a Dynamic Flashcard to the picture. (You'll need to print out more Dynamics Flashcards for this game.)
 - Print out doubles of every card, one-sided, and play a Memory/ Concentration game with the cards.

f

ff

>

mf

