

ROOF SCHEMATIC REPORT

Order ID : G03091462343 03/Sep/2014



Name : Customer Name

Location : Customer Address

Table of Contents

| | |
|--------|----------------------------|
| Page 1 | Cover Page |
| Page 2 | Edge & Face Identification |
| Page 3 | Face Area |
| Page 4 | Edge Length |
| Page 5 | Pitch |
| Page 6 | Obstructions |
| Page 7 | Measurement Grid |



| | | Overage Table | | | | | |
|--------------|-------|---------------|-------|------|-------|-------|-------|
| Roof Facets | 12 | 5% | 10% | 12% | 15% | 18% | 20% |
| Area(sq.ft.) | 2634 | 2766 | 2897 | 2950 | 3029 | 3108 | 3161 |
| Squares | 26.34 | 27.66 | 28.97 | 29.5 | 30.29 | 31.08 | 31.61 |

Notes:



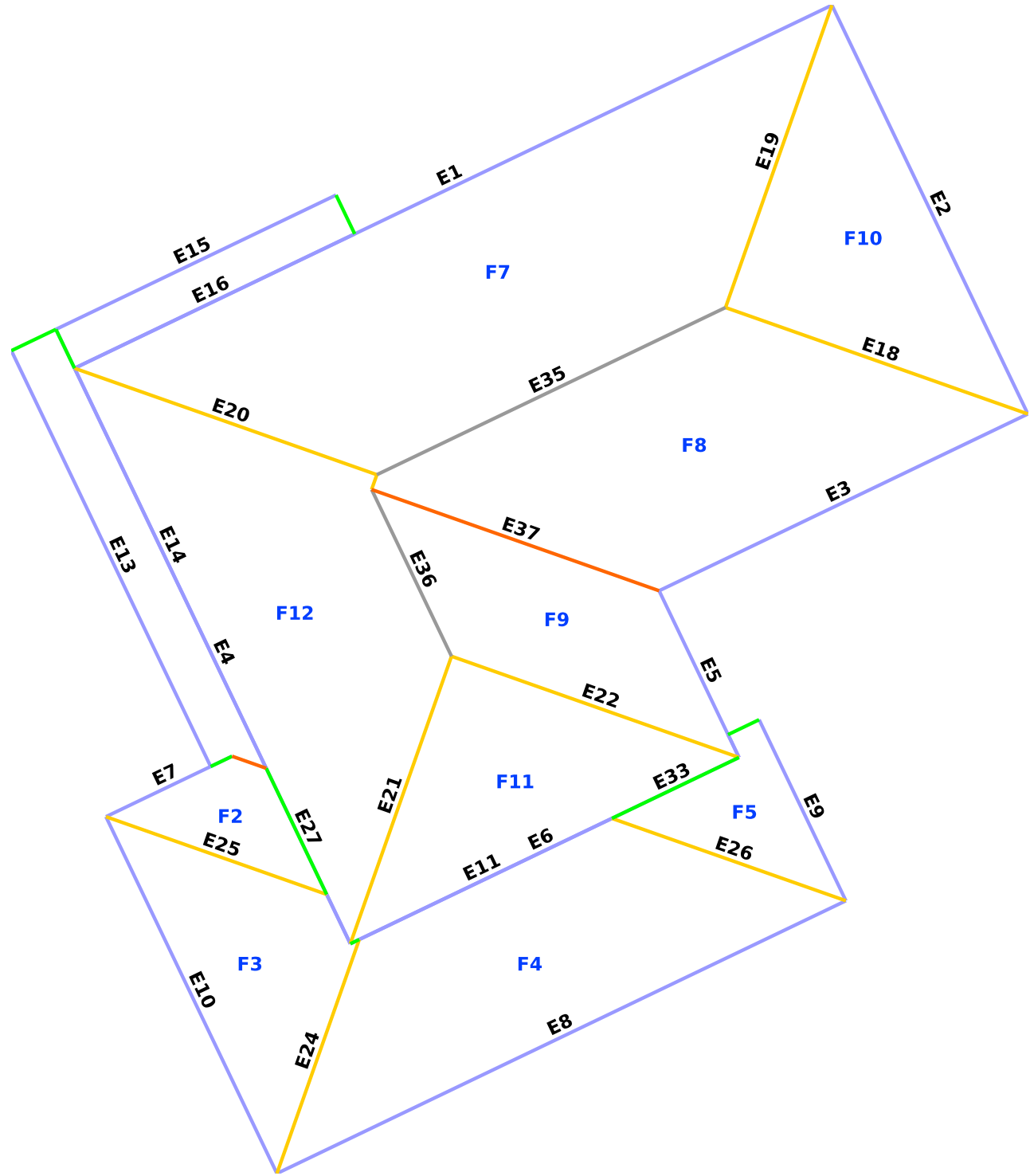


Edge Length Summary

| Edge Type | Length (Ft.) |
|---------------|--------------|
| Eave | 390.10 |
| Rake | 31.70 |
| Hip | 148.30 |
| Valley | 21.80 |
| Ridge | 35.60 |
| StepFlashing | 0.00 |
| ApronFlashing | 0.00 |

Roof Area Summary

| Pitch | Area (Sq. Ft.) |
|--------------|----------------|
| 4/12 | 2634 |
| Total | 2634 |



Note: Labels for Edge(s) less than 5 feet and Face(s) less than 25 square feet are not displayed for better readability.



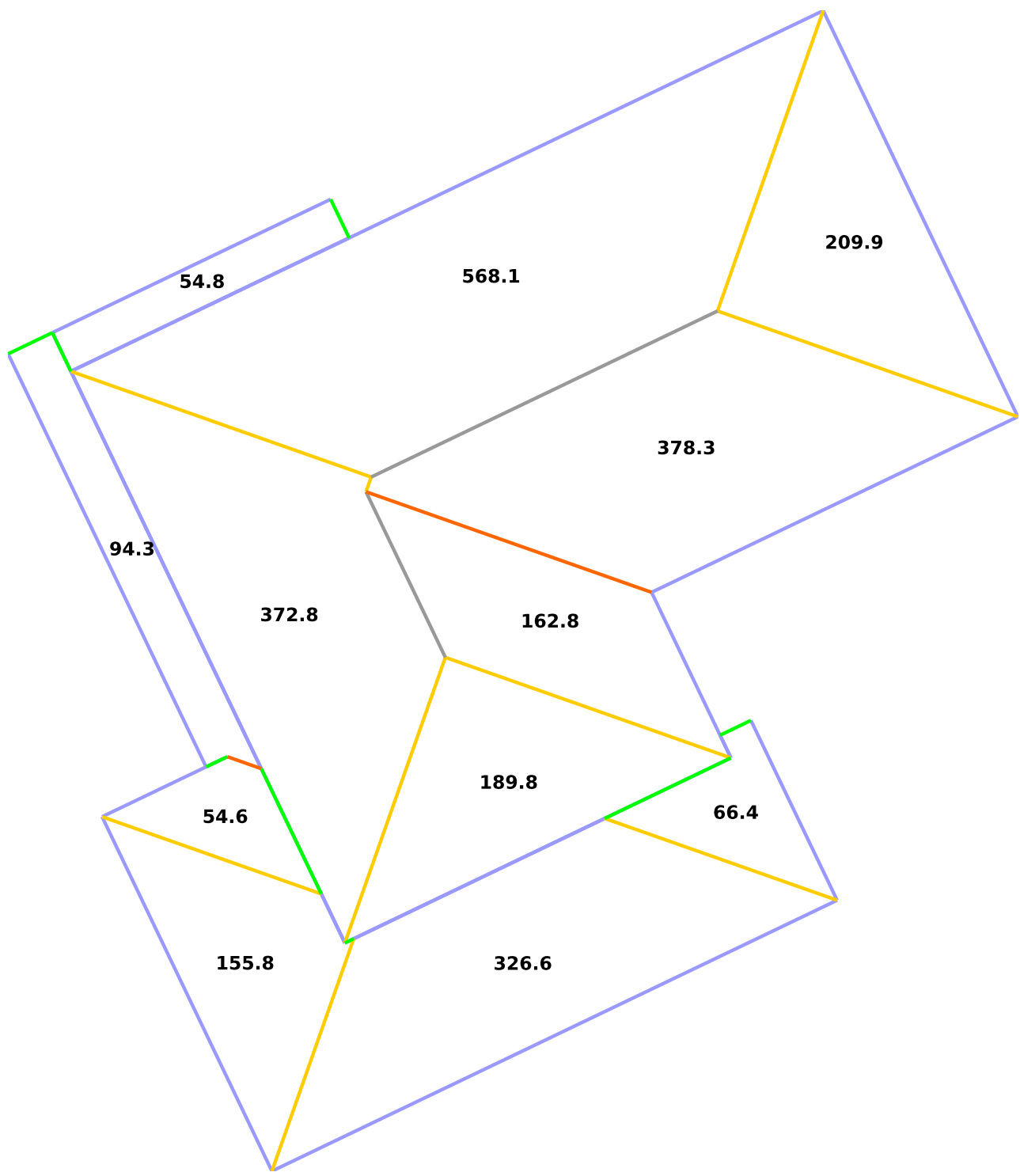


Edge Length Summary

| Edge Type | Length (Ft.) |
|---------------|--------------|
| Eave | 390.10 |
| Rake | 31.70 |
| Hip | 148.30 |
| Valley | 21.80 |
| Ridge | 35.60 |
| StepFlashing | 0.00 |
| ApronFlashing | 0.00 |

Roof Area Summary

| Pitch | Area (Sq. Ft.) |
|--------------|----------------|
| 4/12 | 2634 |
| Total | 2634 |



Note: Labels for Edge(s) less than 5 feet and Face(s) less than 25 square feet are not displayed for better readability.



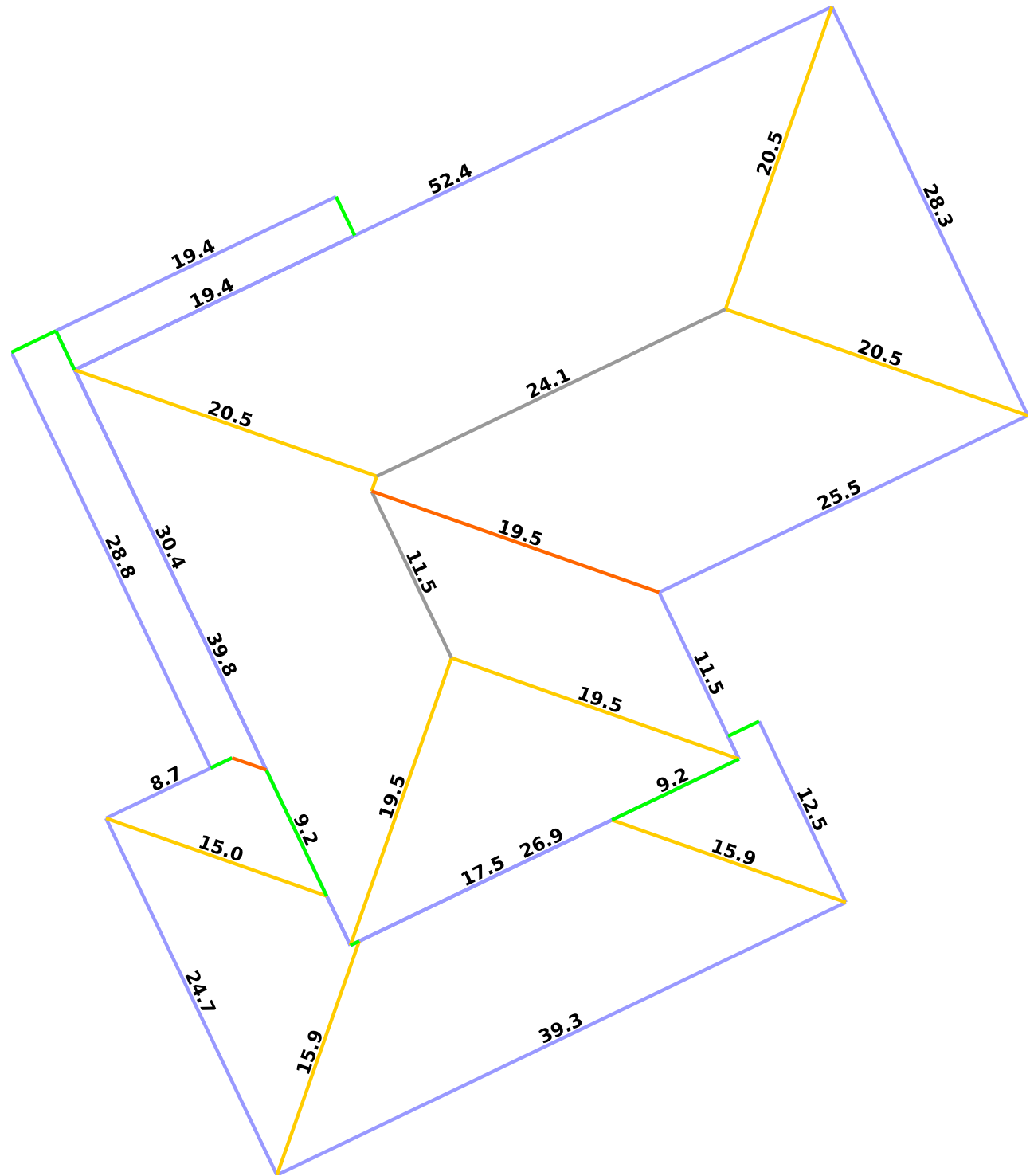


Edge Length Summary

| Edge Type | Length (Ft.) |
|---------------|--------------|
| Eave | 390.10 |
| Rake | 31.70 |
| Hip | 148.30 |
| Valley | 21.80 |
| Ridge | 35.60 |
| StepFlashing | 0.00 |
| ApronFlashing | 0.00 |

Roof Area Summary

| Pitch | Area (Sq. Ft.) |
|--------------|----------------|
| 4/12 | 2634 |
| Total | 2634 |



Note: Labels for Edge(s) less than 5 feet and Face(s) less than 25 square feet are not displayed for better readability.



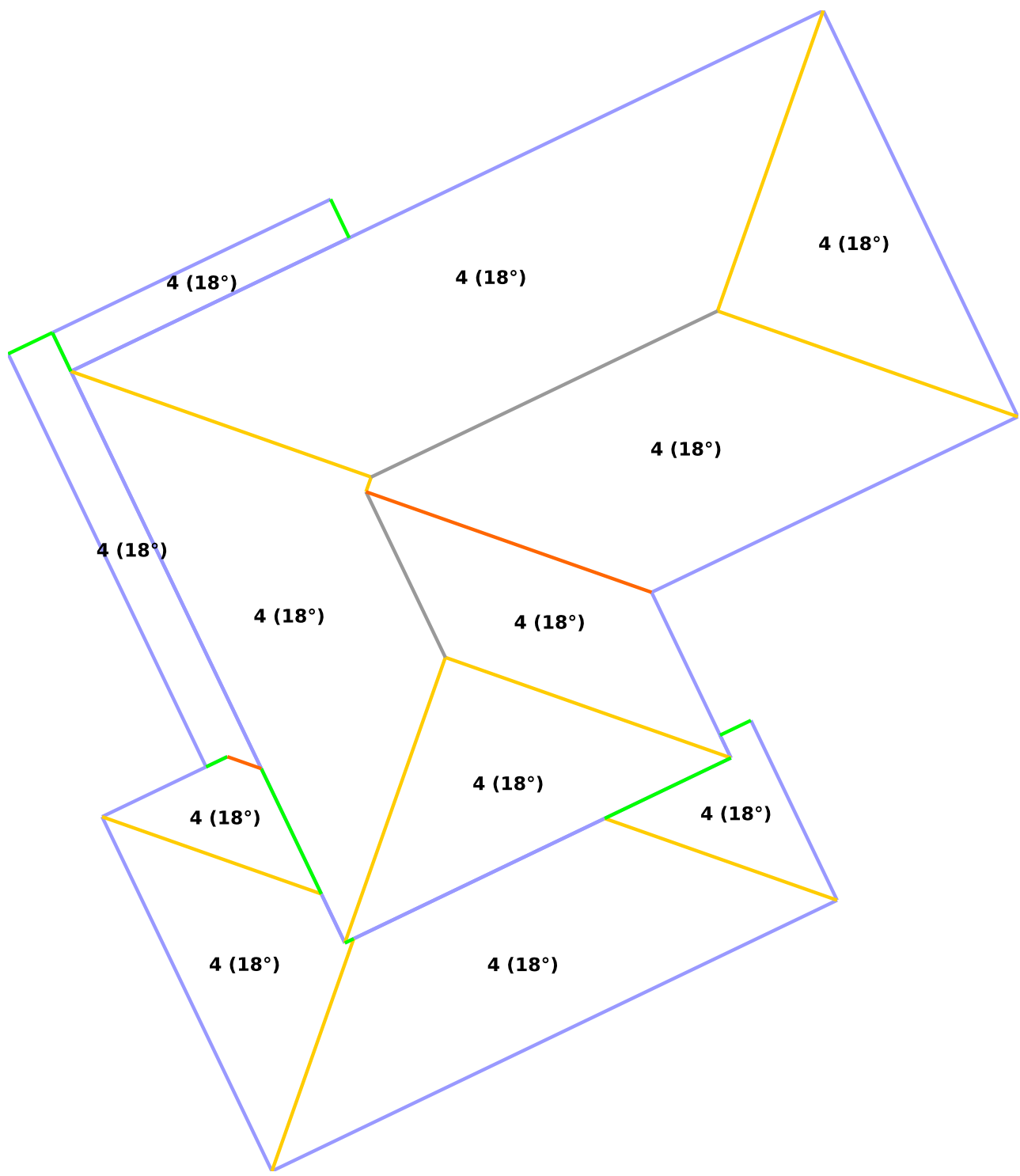


Edge Length Summary

| Edge Type | Length (Ft.) |
|---------------|--------------|
| Eave | 390.10 |
| Rake | 31.70 |
| Hip | 148.30 |
| Valley | 21.80 |
| Ridge | 35.60 |
| StepFlashing | 0.00 |
| ApronFlashing | 0.00 |

Roof Area Summary

| Pitch | Area (Sq. Ft.) |
|--------------|----------------|
| 4/12 | 2634 |
| Total | 2634 |



Note: Labels for Edge(s) less than 5 feet and Face(s) less than 25 square feet are not displayed for better readability.



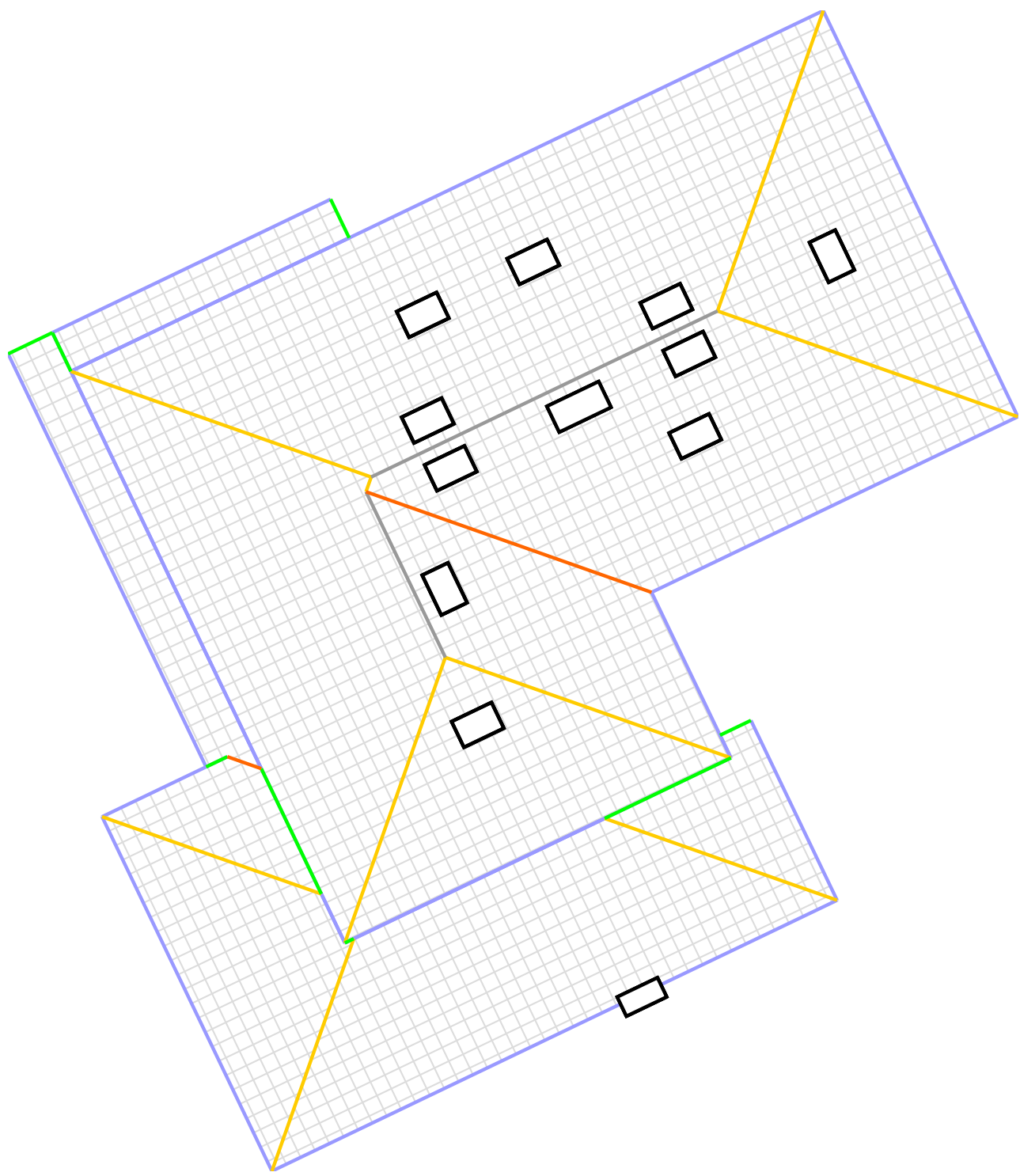


Edge Length Summary

| Edge Type | Length (Ft.) |
|---------------|--------------|
| Eave | 390.10 |
| Rake | 31.70 |
| Hip | 148.30 |
| Valley | 21.80 |
| Ridge | 35.60 |
| StepFlashing | 0.00 |
| ApronFlashing | 0.00 |

Roof Area Summary

| Pitch | Area (Sq. Ft.) |
|--------------|----------------|
| 4/12 | 2634 |
| Total | 2634 |



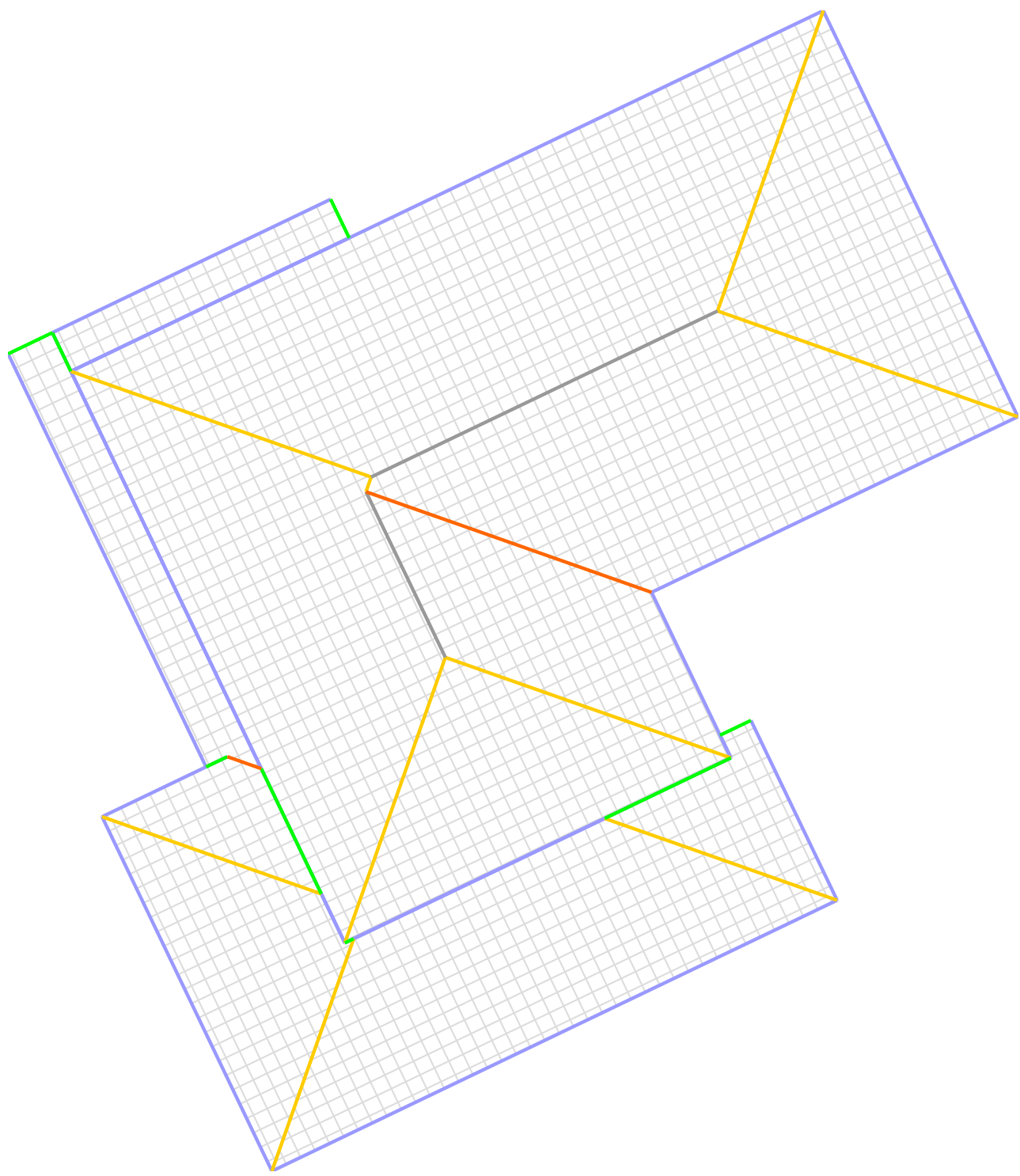


Edge Length Summary

| Edge Type | Length (Ft.) |
|---------------|--------------|
| Eave | 390.10 |
| Rake | 31.70 |
| Hip | 148.30 |
| Valley | 21.80 |
| Ridge | 35.60 |
| StepFlashing | 0.00 |
| ApronFlashing | 0.00 |

Roof Area Summary

| Pitch | Area (Sq. Ft.) |
|--------------|----------------|
| 4/12 | 2634 |
| Total | 2634 |



Note: Grid size is 1 feet, pitch adjusted.

