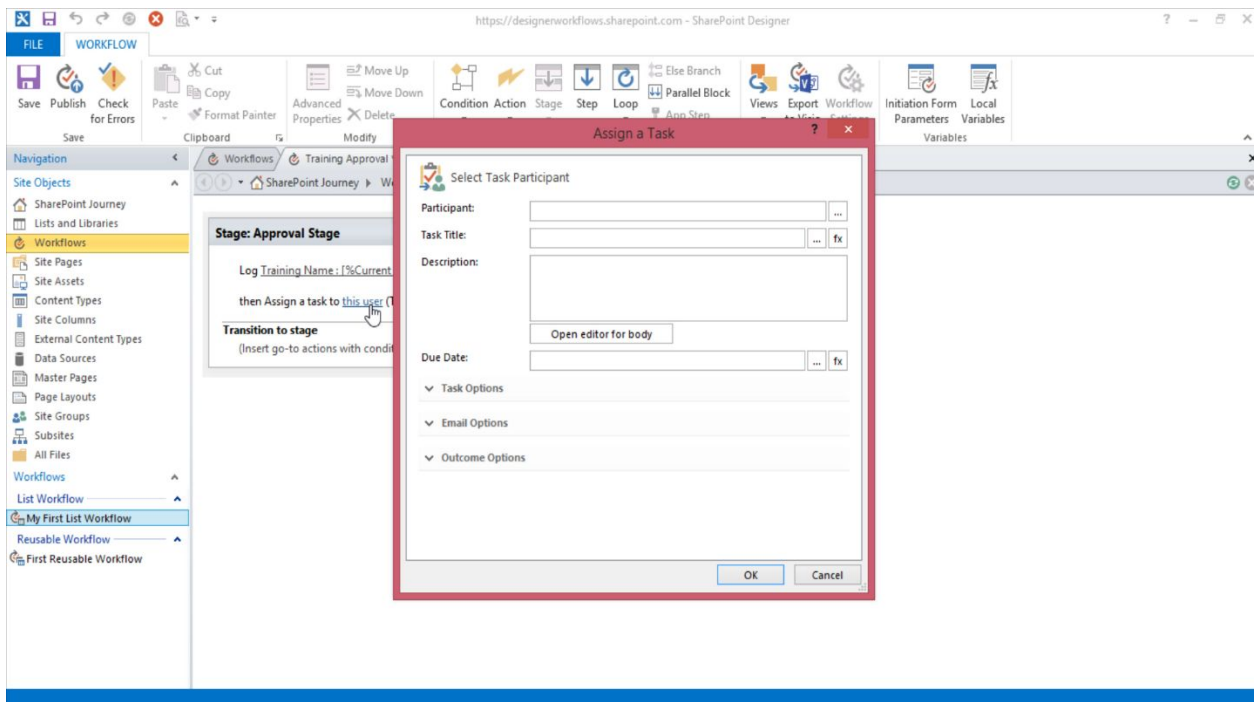
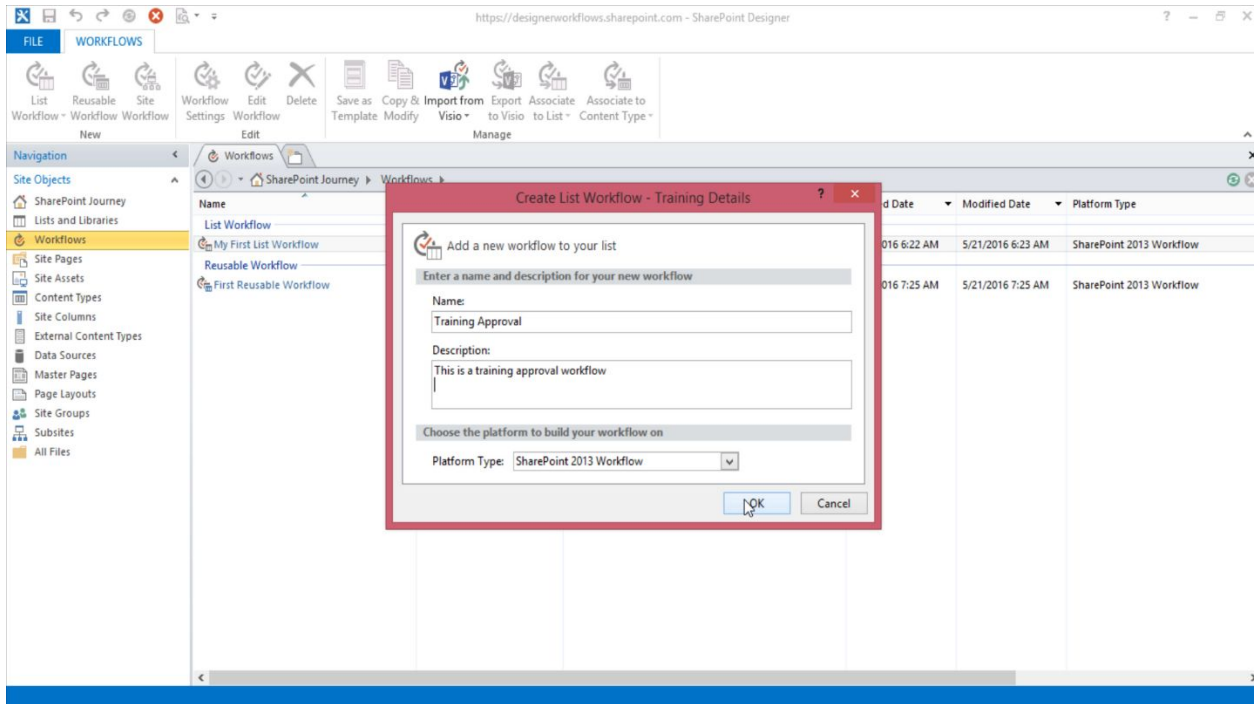
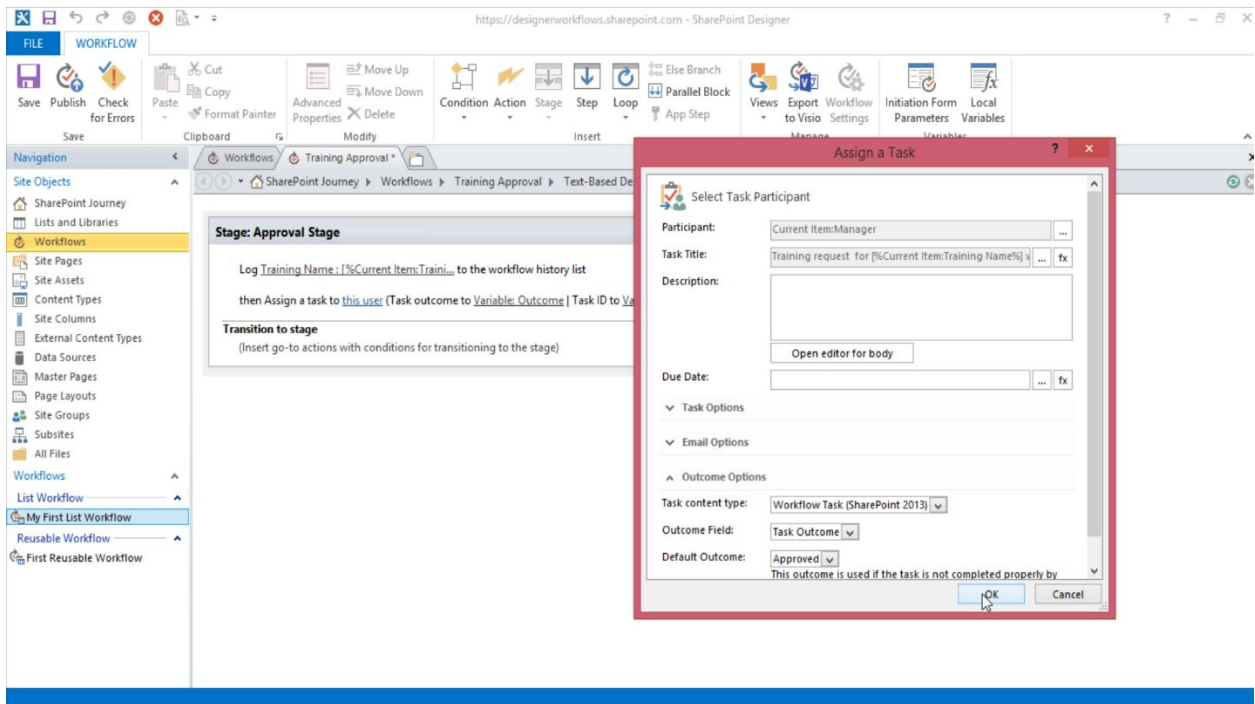
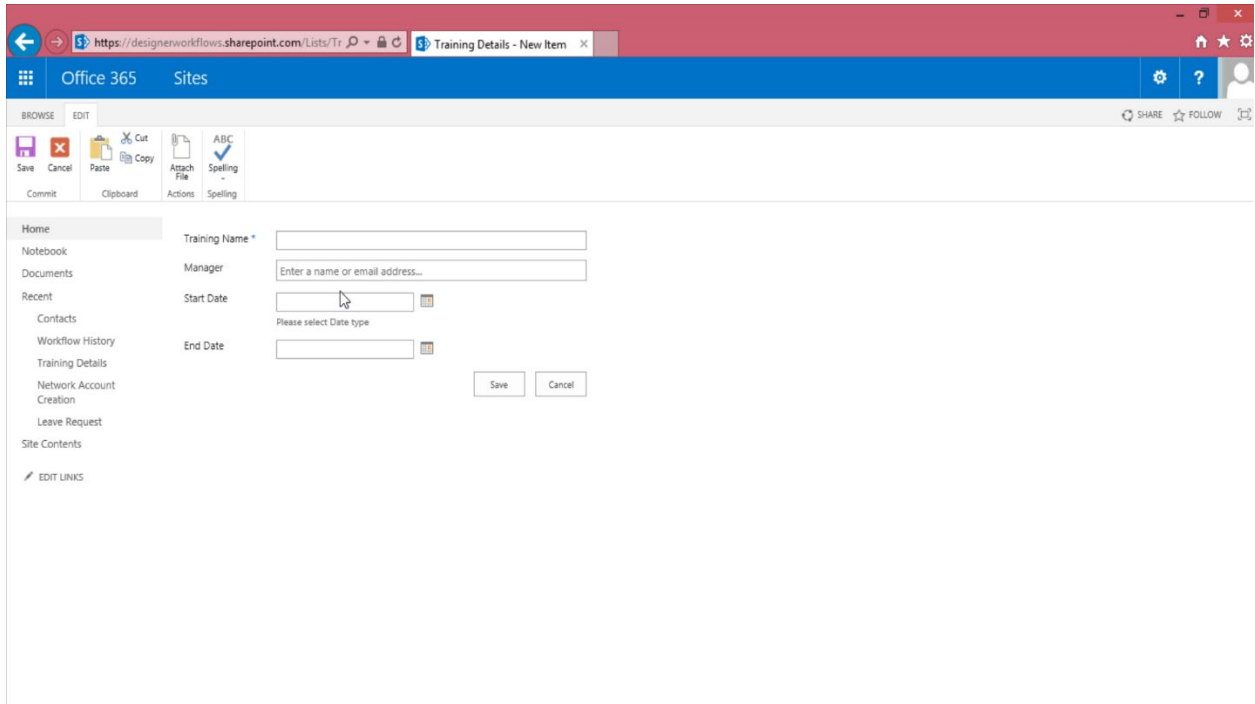


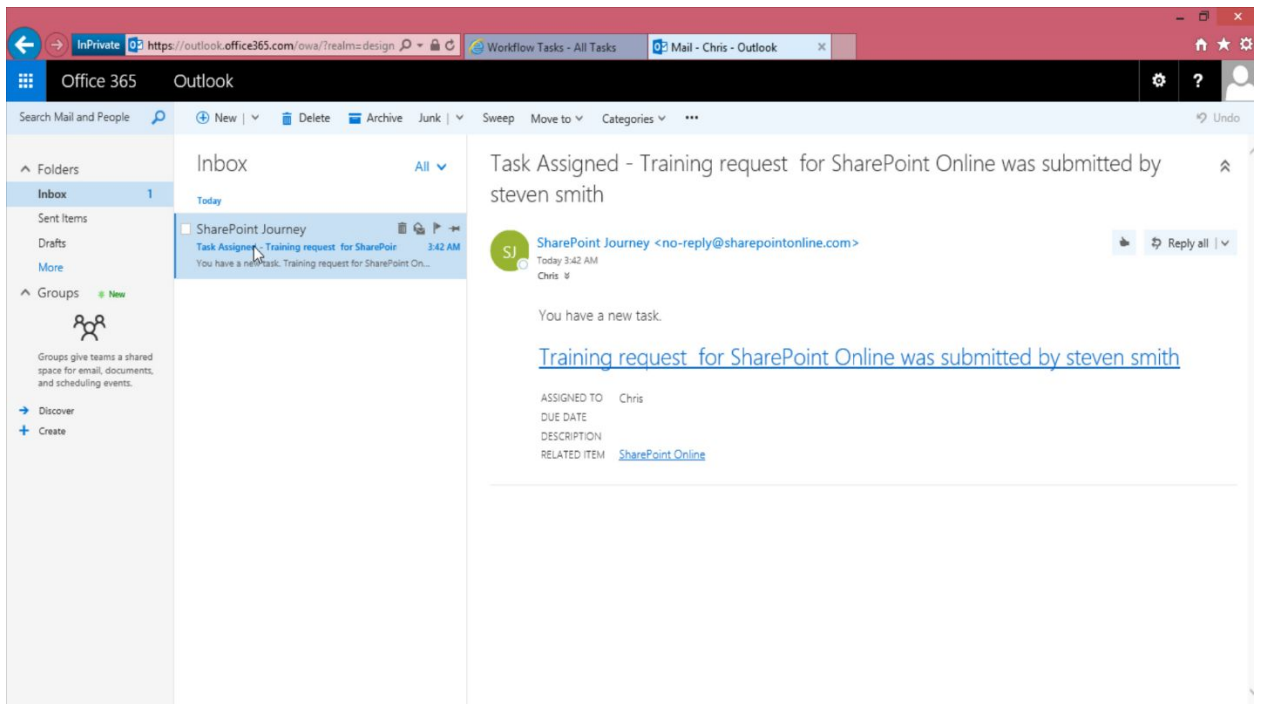
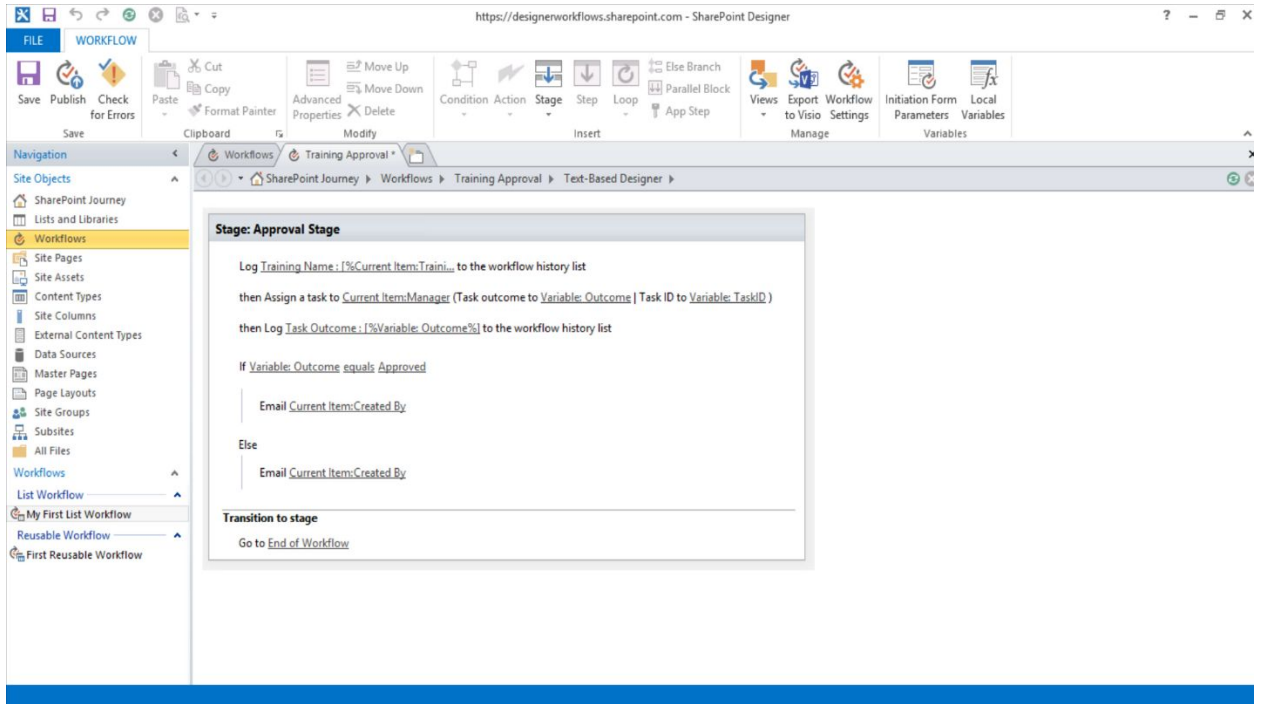
## Demo

Let's some cut the demo of State Machine Workflow where employee submits a request and manager rejects it and employee can resubmit the request. Within the site, I have logged in as Steven Smith who is an employee. And he can go to the leave request list to submit a new leave request. Click on new item here and fill all the information within the leave request. One of the important fields here is the Manager Field. He selected Chris as a Manager and submits a request. Workflow started and when we click on initiation, we can see some logging happened. Now I can log in as a Chris where he will receive an email for that particular vacation request. Either he can approve it or reject it. In this case, I am going to reject it. So that it will go back to the employee who is Steven Smith. Once it is rejected, the task is completed. Let's go back to these sites where we have logged in as Steven Smith. Now If I refresh the email, he is going to get a new email along with the task. Let's look at the workforce status page also. The task was rejected by Chris which was first task that has been raised. Now assigned to employee's stage. You can see that there's a task created for Steven Smith now. He should be receiving email soon. Now that he needs to complete so let's refresh that. And look at the latest email which she got. So one email she will get that the request has been rejected. The other email is, she is going to get the task for that particular update that need to be done. You can merge it later. Now here, If I look at the edit task also, it will show approved and rejected. This can be improved to complete now. He can go to main item and complete the details. As of now, I just redirect him to the task. So ideally we want an option like completed. So now once he approves it, I can refresh the workflow status to see where this workflow is at. Now you can look at that. It's assigned to the Manger. I'll soon create one more task for the Manager. See it's submitted for the approval. Now Manager can go back and look at his email. Once he receives a new email, then he can go ahead. And either if he is happy than he can approve that particular task. So in this case, I hope that Chris is happy with the information provided by Steven Smith. Now he just approves it finally, if you look at the workflow status. Approved and they are logging some kind of information like what's the task outcome now. By default, once it is approved it will go to the HR stage. Now Steven Smith also gets an email saying that your request has been approved. You can check those details of that particular item from that particular link that has been shared. So this is a fairly straight forward example of State Machine Workflow that we have used different roles called Employee, Manager and HR. So we haven't done anything at the HR level but you can improve. You can create a task for the HR to complete those formalities. And also you might have seen in the task forms, we have approved and rejected even in the case of Employee. But ideally we want something like completed. Those kinds of custom task outcomes. So we'll see how to customize those task forms

and also the task outcomes. What are these things? And how we could do? So we would be looking at, in the future modules on how to customize those forms?







Office 365 Sites

BROWSE EDIT

Save Cancel Paste Copy Delete Item Attach File Spelling

Home

Notebook

Documents

Recent

Contacts

Workflow History

Training Details

Network Account Creation

Leave Request

Site Contents

Content Type: Workflow Task (SharePoint 2013)

Task Name \*: Training request for SharePoint Online was submitted by steven srr

Start Date: 5/28/2016

Due Date:

Assigned To: Chris x

% Complete: 100%

SHOW MORE

Created at 5/28/2016 12:41 PM by Workflow on behalf of steven smith

Last modified at 5/28/2016 12:41 PM by Workflow on behalf of steven smith

Approved Rejected Save Cancel

Office 365 Outlook

Search Mail and People

New Delete Archive Junk Sweep Move to Categories

Undo

Folders

Inbox 1

Sent Items

Drafts

More

Groups

Groups give teams a shared space for email, documents, and scheduling events.

Discover

Create

Inbox

Today

SharePoint Journey

Training request for SharePoint Online was approved by Chris 3:44 AM

Hi steven smith, Your Training request for SharePoint On...

Training request for SharePoint Online was approved by Chris

SharePoint Journey <no-reply@sharepointonline.com>

Today 3:44 AM

steven smith

Reply all

Hi steven smith,

Your Training request for SharePoint Online is approved by Chris. Please see the details [here](#).

Office 365 Outlook

Search Mail and People

Inbox

SharePoint Journey

Task Assigned - Training request for JQuery was submitted by steven smith 3:47 AM

SharePoint Journey

Task Assigned - Training request for SharePoint On... 3:42 AM

Task Assigned - Training request for JQuery was submitted by steven smith

SharePoint Journey <no-reply@sharepointonline.com>

Today 3:47 AM

Chris

You have a new task.

[Training request for JQuery was submitted by steven smith](#)

ASSIGNED TO Chris

DUE DATE

DESCRIPTION

RELATED ITEM [Jquery](#)

Office 365 Sites

Workflow Task (SharePoint 2013)

Create a SharePoint 2013 Workflow Task

Task Name \*

Start Date

Due Date

Assigned To

% Complete  %

SHOW MORE

Created at 5/28/2016 12:47 PM by Workflow on behalf of steven smith

Last modified at 5/28/2016 12:47 PM by Workflow on behalf of steven smith

Approved Rejected Save Cancel

Office 365 Outlook

Search Mail and People

New | Delete | Archive | Junk | Sweep | Move to | Categories | Undo

^ Folders

- Inbox 1
- Sent Items
- Drafts
- More

^ Groups New

Groups give teams a shared space for email, documents, and scheduling events.

Discover

Create

Inbox All

Today

- SharePoint Journey  
Training request for JQuery was rejected by Ch 3:49 AM  
Hi steven smith, Your Training request for JQuery is rejec...
- SharePoint Journey  
Training request for SharePoint Online was appr 3:44 AM  
Hi steven smith, Your Training request for SharePoint On...

Training request for JQuery was rejected by Chris

SharePoint Journey <no-reply@sharepointonline.com>

Today 3:49 AM  
steven smith

Hi steven smith,

Your Training request for JQuery is rejected by Chris  
Please see the details [here](#).