




Transform a Coach Glue 21 Ideas Blueprint into a Colorful Gratitude Journal

With D'vorah Lansky, M.Ed.



What We'll Cover Today

- What is "done-for-you" PLR content
- Ways you can repurpose your PLR content
- How to rebrand & customize your Coach Glue products
- Action Steps



Done-for-You PLR Content

- Done-for-You content is typically design elements or written content that someone else researches and composes for resell.
- PLR stands for Private Label Rights.
- A Private Label Rights license allows you to edit and republish content as your own.
- Licenses vary from company to company.
- There are countless things you can do with PLR content.

What I Love About PLR Content

- High quality PLR content can be used for personal & business growth.
- It can serve as research material for your projects.
- PLR can serve as the foundation or inspiration for new products.
- Having access to PLR content that you can rely on provides you with great resources for course content, blog posts, videos, bonuses, membership club content and more.

- Caution: While there are fantastic and reputable PLR companies, ... there is also a lot of junk out there – so purchase wisely.



Ways to Repurpose Your Coach Glue Content

- Sell the content to your clients with personal use only rights.
- Edit the content, add to content, or just sell the content as is.
- Put your personal name and business name on the content.
- Add your business logo to it and change the document colors.
- Use the content on your website, blog or in your newsletter.
- Create an opt-in gift or subscriber bonus.
- Use the content as a bonus to a paid product.
- Use as inspiration to create audio or video products.
- Design a 7 day challenge (or 4-8 week eCourse) around the content.
- Publish it as an online OR offline paid workshop, class, program, product.

How to Customize Your Coach Glue Content

- Revise the headers and footers with your branding.
- Change the global or section heading title text colors.
- Add an *About the Author* page.
- Create a *Table of Contents*.
- Add a marketing or next steps page.
- And whatever else you'd like to do, lots of flexibility.

Demonstration: Rebrand and Customize
a Coach Glue 21 Ideas Blueprint



Which Repurposing Methods Appeal to You?



Make a List of Ways You'd Like to Repurpose Content

<hr/> <hr/> <hr/> <hr/> <hr/> <hr/> <hr/> <hr/> <hr/> <hr/>	<hr/> <hr/> <hr/> <hr/> <hr/> <hr/> <hr/> <hr/> <hr/> <hr/>
---	---

Action Steps

- Go through your Coach Glue purchases or get more at: www.ShareYourBrilliance.com/coachglue
- Choose a Coach Glue product to repurpose.
- Make a list of all of the ways you'd like to repurpose it.
- Circle your number one choice and take action.
- Rebrand the colors and format.
- Publish your masterpiece, as an opt-in, to sell or as course content.



Notes

Here's to Your Success