

Wanderlust 2022

SCHEDULE

STAR SUPPLY: GESSO & GEL MEDIUM

Week 1	07/01/2022	Kasia Avery	Theme: Wanderlust Book
---------------	-------------------	--------------------	-------------------------------

Description:

This week you'll get two videos:

- The first one will tell you all about the Star Supply that we'll be exploring in the coming weeks. This in-depth lesson by Kasia will include all the basic information for beginners as well as several techniques, advanced tips, brand tests, comparisons and Q&A.
- Wanderlust Book lesson - a strong favourite among our Adventurers from the last 6 years. It's an art journaling tutorial exploring a certain technique. It will help you learn more about the Star Supply. We'll also explore a self developmental subject to express feelings and emotions. This page will become a part of your junk journal which we'll build together at the end of the year. This lesson comes with a printable PDF.



Week 2	14/01/2022	Kasia Avery	Theme: Texture
---------------	-------------------	--------------------	-----------------------

Description: Let's explore the striking contrast between smooth and heavily textured on one abstract art journal spread. Drawing inspiration from landscapes and nature, we'll combine gesso, gel medium and a few inexpensive materials to create this expressive collage.



Week 3	21/01/2022	Carolyn Dube	Theme: Emotions & Feelings
---------------	-------------------	---------------------	---------------------------------------


Description: Gel medium can be used for more than just a glue! In this lesson, we're using it as a resist with the rainbow as we explore feelings and emotions in our journals.



Week 4	28/01/2022	Laly Mille	Theme: Contrast
---------------	-------------------	-------------------	------------------------

Description: 'Refuge'

Contrast is an essential ingredient in art, and it is also part of our lives. Just like a little bird in the cold of winter, we sometimes need a warm, safe place to land and gather strength, before we can take flight again. In this project we're going to create a snowy scene with white-on-white layers of gesso, dark branches and a bright little birdhouse. We're going to invite contrast in many different ways: light and dark, opaque and translucent, lightness and heavier texture, cold and warm, neutrals and bright colour, abstract and figurative... the tension between all these elements is really where the story-telling happens.



STAR SUPPLY: GESSO & GEL MEDIUM (Continued)


Week 5

04/02/2022

Soraya Nulliah

Theme: People

Description: When I take an art class, I want to learn techniques and lessons but I also want to apply them to my art in my own way. I want to strengthen and give voice to my own artistic impulses. So dear students...that's my hope for you all. That you will take what you learn here and make it your own! What colors excite you? What patterns, mark making & materials speak to you? What makes your heart sing. Listen to that!



Week 6

11/02/2022

Mary Beth Shaw

Theme: Layers

Description: Gesso me Golden

In this class, we will explore the art journal page by creating three distinct layers - background, foreground & integration. We will use Gesso each step of the way to create entirely diverse results with texture. We will also explore how gesso works with acrylic paint, soft pastels, mark-making tools, and stencils to vary the look of each layer. And finally, we will also learn options on how to pull it all together at the end.




Week 7

18/02/2022

Jeanne Oliver

Theme: Botanicals

Description: Too many supplies can keep us from creating, and spending all of our creative energy deciding what tool to use next instead of just showing up. To become better artists means practicing and having our eyes wide open to what is begging to be captured. With a little foraging, white gesso and charcoal, daily practice will become the norm.



STAR SUPPLY: MODELING PASTE & IMAGE TRANSFER

Week 8

25/02/2022


Kasia Avery

Theme: Wanderlust Book

Description:

This week you'll get two videos:

- The first one will tell you all about the Star Supply that we'll be exploring in the coming weeks. This in-depth lesson by Kasia will include all the basic information for beginners as well as several techniques, advanced tips, brand tests, comparisons and Q&A.
- Wanderlust Book lesson - a strong favourite among our Adventurers from the last 6 years. It's an art journaling tutorial exploring a certain technique. It will help you learn more about the Star Supply. We'll also explore a self developmental subject to express feelings and emotions. This page will become a part of your junk journal which we'll build together at the end of the year. This lesson comes with a printable PDF.



STAR SUPPLY: MODELING PASTE & IMAGE TRANSFER (Continued)


Week 9	04/03/2022	Shay Michelle	Theme: Texture
<p>Description: You know how we are always looking for ways to find freedom with our art and supplies? Let's try a new way to use modeling paste. We typically see modeling paste being used through a stencil to create a three-dimensional design called a relief, but what if we could carve into the paste instead of creating a design that is embedded into the paste? It's a whole new way to add texture to your art.</p>			



Week 10	11/03/2022	Robyn McClendon	Theme: Emotions & Feelings
<p>Description: In this class we will explore some of my favorite Gelli printing techniques. I have created what I call "Grunge Photo Transfer" which takes the stress out of learning this popularized technique of magazine photo transfers. This Gelli printing exploration is perfect for my "Intuitive Collage" process which encourages playful and spontaneous Collage assemblage of our prints, favorite papers as well as found objects and ephemera. One of the more commonly asked questions that I receive from my followers is "How can I use my Gelli prints?" "Intuitive Collage" and "Intuitive Journaling" are my answers!</p>			




Week 11	18/03/2022	Melissa Fink	Theme: Contrast
<p>Description: We are going to embark on a journey together to discover the beauty of modeling paste, watercolors, and lino printing. In this lesson I will show you the basics of lino carving and how to create in combination with modeling paste and watercolors to render unique and beautiful art. We will build layers with paint, paper, mark making, and explore contrast in color, texture, and visual interest.</p>			



Week 12	25/03/2022	Laly Mille	Theme: People
<p>Description: 'Who is she?' Image transfers and vintage photos are a match made in heaven, so we're going to combine them! Starting with a vintage photo portrait, we will unleash our imagination to answer the question: 'who is she?'. Mixing images and words, we will paint a visual story that resonates with our own.</p>			



Week 13	01/04/2022	Carolyn Dube	Theme: Layers
<p>Description: Modeling paste is great for making layers but the impatient part of Carolyn doesn't like waiting for it to dry. She's sharing a way to get modeling paste texture and layers into an art journal with zero waiting for it to dry when you're playing.</p>			



STAR SUPPLY: MODELING PASTE & IMAGE TRANSFER (Continued)

Week 14	08/04/2022	LaQuisha Hall	Theme: Botanicals
<p>Description: Have you ever wanted to include nature in your art? In this lesson I'll show you how to use your creativity to plant what you desire to see grow in your life. We'll enjoy creating a decoupage background and bringing a focus to our art journal pages, while also learning some basics of affirmation.</p>			



STAR SUPPLY: ARTIST ACRYLICS


Week 15	15/04/2022	Kasia Avery	Theme: Wanderlust Book
<p>Description:</p> <p><i>This week you'll get two videos:</i></p> <ul style="list-style-type: none">• The first one will tell you all about the Star Supply that we'll be exploring in the coming weeks. This in-depth lesson by Kasia will include all the basic information for beginners as well as several techniques, advanced tips, brand tests, comparisons and Q&A.• Wanderlust Book lesson - a strong favourite among our Adventurers from the last 6 years. It's an art journaling tutorial exploring a certain technique. It will help you learn more about the Star Supply. We'll also explore a self developmental subject to express feelings and emotions. This page will become a part of your junk journal which we'll build together at the end of the year. This lesson comes with a printable PDF.			



Week 16	22/04/2022	Sarah Matthews	Theme: Texture
<p>Description: Love texture and color? In this lesson, I will show you how to create robust layers with metallic acrylic paint + block printing ink. We'll have fun painting and printing easy shapes that will create satisfying layered pieces. And we'll talk about how to push yourself to try new things.</p>			



Week 17	29/04/2022	Tammy Garcia	Theme: Emotions & Feelings
<p>Description: Art journaling is so much about the process and experience of creating, and we can use our journals to interpret ideas, feelings, and even make random connections. In my workshop, we will interpret the mood of a song with color, imagery, and words. Using paint scraping techniques, we will create a colorful abstract landscape. This abstract forms the backdrop for constructing a quirky collage with elements that you associate with the song.</p>			



STAR SUPPLY: ARTIST ACRYLICS (Continued)

Week 18	06/05/2022	Kasia Avery	Theme: Contrast
----------------	-------------------	--------------------	------------------------

Description: This time you'll discover the power of a contrasting blank space in your abstract collage painting. We'll take advantage of highly pigmented heavy body paints to create a contrasting piece. You'll learn when "enough is enough", how to not overwork your pieces and the magic of less is more. This lesson is also a great introduction to my signature intuitive process.



Week 19	13/05/2022	Christa Forrest	Theme: People
----------------	-------------------	------------------------	----------------------

Description: Want to create a more realistic portrait? In this lesson I will show you how to create an expressive portrait with a understanding of how to achieve realistic results. A discussion and demonstration on how I mix skin tones using a limited palette as well as finding your photo reference. We will explore tips and techniques on how to understand the face shape and apply that to your canvas. In addition, we will explore using colored pencils and other mixed media techniques to create a unique portrait.



Week 20	20/05/2022	Laly Mille	Theme: Layers
----------------	-------------------	-------------------	----------------------


Description: 'Abstract Grid'

There is so much color packed in a tube or a bottle of artist acrylic. It's lovely to take colors straight from the tube, and let the vibrant, intense pigments merge directly on the page. In this project, after a layer of collage, we're going to combine both heavy-body and liquid acrylics, playing with translucent and opaque layers, letting colours sing in a colourful, abstract grid. We will also add a few words to the mix!



Week 21	27/05/2022	Sukari Phoenix	Theme: Botanicals
----------------	-------------------	-----------------------	--------------------------

Description: Revitalize your art journal with personal expression and color! Learn techniques to use bright colors and shading to create a meaningful journal spread filled with interest and depth. In this lesson I will guide you in creating expressive abstract botanicals using gestural marks, shading, and highlights.



STAR SUPPLY: CRAFT ACRYLICS

Week 22	03/06/2022	Kasia Avery	Theme: Wanderlust Book
----------------	-------------------	--------------------	-------------------------------

Description:

This week you'll get two videos:

- The first one will tell you all about the Star Supply that we'll be exploring in the coming weeks. This in-depth lesson by Kasia will include all the basic information for beginners as well as several techniques, advanced tips, brand tests, comparisons and Q&A.
- Wanderlust Book lesson - a strong favourite among our Adventurers from the last 6 years. It's an art journaling tutorial exploring a certain technique. It will help you learn more about the Star Supply. We'll also explore a self developmental subject to express feelings and emotions. This page will become a part of your junk journal which we'll build together at the end of the year. This lesson comes with a printable PDF.



Week 23	10/06/2022	Kristy Kensinger	Theme: Texture
----------------	-------------------	-------------------------	-----------------------

Description: Have you ever observed the dance of the world that surrounds you? What does it look like to you? We will apply this dance to our journals with our own movements and hums by applying natural pigments to our pages. Combined with other mediums, you will create rich texture and depth.




Week 24	17/06/2022	Kasia Avery	Theme: Emotions & Feelings
----------------	-------------------	--------------------	---------------------------------------

Description: You won't believe how productive you are going to feel after doing this lesson with me. This will be a lively and energetic exercise in expressing your feelings and emotions through dynamic marks, colours and textures. Taste the real freedom of mixed-media and spread your creative wings following my detailed guidance.



Week 25	24/06/2022	Julie Valentine	Theme: Contrast
----------------	-------------------	------------------------	------------------------

Description: Craft Acrylics have unique properties that make them ideal for creating art journal pages. In this lesson, we will explore ways to use craft acrylics and color contrast to create art journal pages that will inspire your creative exploration. I will show you how to use craft acrylics to create your own unique painted papers and colorize images as ephemera to use in your journal. I will show you how creating your own art materials ahead of your art journal practice will allow you to be fluid in your art process. You will experience your art process as a meditative practice ripe for insight and personal exploration.



STAR SUPPLY: CRAFT ACRYLICS (continued)


Week 26	01/07/2022	Kate Crane	Theme: People
----------------	-------------------	-------------------	----------------------

Description: Using craft acrylics does not equal less vibrancy on your art journal pages! In this lesson I will show you how I mix simple skin tones to create whimsical characters for my art journal pages, sometimes adding unusual and surprising colours to build depth and features. The characters I add to my pages often represent me and they tell a story, so let's enjoy creating a character to represent ourselves and tell our own story. We'll also use our craft acrylics in multiple layers to build a bright, colourful and fun background.




Week 27	08/07/2022	Eulalia Mejia	Theme: Layers
----------------	-------------------	----------------------	----------------------

Description: I love using acrylics to achieve watercolor effects while maintaining the vibrancy of the colors. Join me as we create colorful, free flowing layers by using wet on wet techniques with acrylic paints. We will add marks, colors and collage to add depth and have fun while creating an abstract innerscape.



Week 28	15/07/2022	Carolyn Dube	Theme: Botanicals
----------------	-------------------	---------------------	--------------------------

Description: We're gel printing with florals to create a colorful art journal page. This technique is great for those new to gel printing and those who are looking for new ways to use their plates!



STAR SUPPLY: WATERCOLOURS

Week 29	22/07/2022	Kasia Avery	Theme: Wanderlust Book
----------------	-------------------	--------------------	-------------------------------

Description:

This week you'll get two videos:

- The first one will tell you all about the Star Supply that we'll be exploring in the coming weeks. This in-depth lesson by Kasia will include all the basic information for beginners as well as several techniques, advanced tips, brand tests, comparisons and Q&A.
- Wanderlust Book lesson - a strong favourite among our Adventurers from the last 6 years. It's an art journaling tutorial exploring a certain technique. It will help you learn more about the Star Supply. We'll also explore a self developmental subject to express feelings and emotions. This page will become a part of your junk journal which we'll build together at the end of the year. This lesson comes with a printable PDF.



STAR SUPPLY: WATERCOLOURS (Continued)

Week 30	29/07/2022	Nicole Warrington	Theme: Texture
----------------	-------------------	--------------------------	-----------------------

Description: Explore movement and flow as you paint moons in the sea. Inspired by the beauty of the Pacific Northwest, we will create an underwater ocean spread featuring the serene and graceful Moon Jellyfish (*Aurelia aurita*). We'll use a salt and watercolour technique to create a textured and flowing background, while capturing the feeling of flow in our journal writing.




Week 31	05/08/2022	Mary Beth Shaw	Theme: Emotions & Feelings
----------------	-------------------	-----------------------	---------------------------------------

Description: In this lesson, I will show you how to successfully use watercolor paint with stencils in a couple of different ways. We will work wet on wet, wet on dry, and also play with Absorbent Ground and Masking fluid. You will learn how to vary the look of your stencil in order to create depth in your journal pages.




Week 32	12/08/2022	Wendy Solganik	Theme: Contrast
----------------	-------------------	-----------------------	------------------------

Description: In this lesson I will reveal the mystery of painting beautiful loose watercolor leaves and florals and then use what we've painted to create a high contrast hand lettered quote page for your art journal.



Week 33	19/08/2022	Lynne Furrer	Theme: People
----------------	-------------------	---------------------	----------------------

Description: You might think you can't draw a face and that's exactly what I used to think! Then, I learned the secret. There's only a few rules to remember and with the rest you are free to express as every artist can. So let's draw and then paint with the magical medium of watercolor.



STAR SUPPLY: WATERCOLOURS (Continued)

Week 34 **26/08/2022** **Lorraine Bell** **Theme: Layers**

Description: As a Wandering Artist, I create sketchbooks for all of my journeys with illustrations and watercolor documentation. I also like to incorporate lots of medium into my travel art journals like maps, train tickets, menus and brochures especially when they are colorful and in multiple languages. These items are a part of my story but watercolour doesn't always like to "play nice" with non-porous surfaces. I'm going to teach you a simple technique using special grounds that allow you to create layers using ephemera from the road and painting right over top with gorgeous translucent color.



Week 35 **02/09/2022** **Laly Mille** **Theme: Botanicals**

Description: 'Botanical Blooms'

Let's get super playful and combine watercolour with floral doodles, stamps, stencils, and vintage botanicals! We will start with plenty of fun experiments on different sheets of paper and ephemera, then we will gather all our flowers, and let them fill the page with joy.



STAR SUPPLY: INKS

Week 36 **09/09/2022** **Kasia Avery** **Theme: Wanderlust Book**

Description:

This week you'll get two videos:

- The first one will tell you all about the Star Supply that we'll be exploring in the coming weeks. This in-depth lesson by Kasia will include all the basic information for beginners as well as several techniques, advanced tips, brand tests, comparisons and Q&A.
- Wanderlust Book lesson - a strong favourite among our Adventurers from the last 6 years. It's an art journaling tutorial exploring a certain technique. It will help you learn more about the Star Supply. We'll also explore a self developmental subject to express feelings and emotions. This page will become a part of your junk journal which we'll build together at the end of the year. This lesson comes with a printable PDF.



Week 37 **16/09/2022** **Carolyn Dube** **Theme: Texture**

Description: We're taking subtle, delicate, natural textures and making them boldly stand out. Inks are uniquely suited for bringing to life those fine details that can make a big impact in your art journal!



STAR SUPPLY: INKS (Continued)

Week 38

23/09/2022

Shawn Petite

Theme: Emotions & Feelings

Description: Acrylic inks are one of my favorite products to use and I can't wait to share with you why. I'll show you how they blend, work with water or alcohol for flow and pattern, and how they react with yummy texture. They're perfect for exploring our emotions and feelings and will give us rich ways to express them.



Week 39

30/09/2022

Jerney Marisha

Theme: Contrast

Description: We all have those days where we don't feel that inspired, no matter how much we want to be creative. That's absolutely normal and easily overcome. You just need to have a few tricks up our sleeve! In this lesson I will teach you one of mine. You will play with inks and contrast to get you started on a journey to find characters and story elements.



Week 40

07/10/2022

Kasia Avery

Theme: People

Description: Painting a portrait has never been so fun before. I'll demonstrate a technique which is one of my favourites. This encouraging process celebrates "mistakes" and challenges you to explore the unknown without being able to control the final result.



Week 41

14/10/2022

Dyan Reaveley

Theme: Layers

Description: In my experience most people love the look of inking but really struggle to achieve it. I'm going to show you step-by-step how easy it is. From the basic, how not to clog your bottles, to a stunning background in a myriad of colours. You will learn inking, ghosting and building layers with stencils to create a stunning page.

We will practice a few backgrounds before working on the main page to give you confidence in becoming an inking god/goddess.



Week 42

21/10/2022

Birgit Koopsen

Theme: Botanicals

Description: When I first discovered alcohol inks I didn't think they were a product to my taste. In my eyes all alcohol ink projects kind of looked the same. Boy was I wrong. There is so much more you can do with alcohol inks than drip! Once I found out they could be used with stencils a whole world opened for me. In this lesson I will teach you how to use alcohol inks with stencils and how to get different results from quite crisp to very blended.



STAR SUPPLY: PAPERS & FABRICS

Week 43	28/10/2022	Kasia Avery	Theme: Wanderlust Book
----------------	-------------------	--------------------	-------------------------------

Description:

This week you'll get two videos:

- The first one will tell you all about the Star Supply that we'll be exploring in the coming weeks. This in-depth lesson by Kasia will include all the basic information for beginners as well as several techniques, advanced tips, brand tests, comparisons and Q&A.
- Wanderlust Book lesson - a strong favourite among our Adventurers from the last 6 years. It's an art journaling tutorial exploring a certain technique. It will help you learn more about the Star Supply. We'll also explore a self developmental subject to express feelings and emotions. This page will become a part of your junk journal which we'll build together at the end of the year. This lesson comes with a printable PDF.



Week 44	04/11/2022	Misty Granade	Theme: Texture
----------------	-------------------	----------------------	-----------------------

Description: Let me show you how to eco-dye papers and fabrics for your art journals. Then you'll use them in your art to add a look of mystery and plenty of texture. Don't worry, you don't need special equipment. All this can be done with things you probably already have in your kitchen.




Week 45	11/11/2022	Soraya Hamming	Theme: Emotions & Feelings
----------------	-------------------	-----------------------	---------------------------------------

Description: Are you a visual thinker and do you like to make collages? Bring more depth to your collage and your page. In this lesson I will show you how you can make your page come alive by using Tyvek. The end result is your own beautiful layered collage journal page, as only you can make it. A lesson full of techniques and tips on the use of materials, colour, collage and layout of your page. Happy Journaling!



Week 46	18/11/2022	Carolyn Dube	Theme: Contrast
----------------	-------------------	---------------------	------------------------

Description: Get ready to feel the freedom of letting loose in this lesson! We'll be creating papers full of contrast with stencils then ripping and tearing these to build our art journal page.



STAR SUPPLY: PAPERS & FABRICS (Continued)

Week 47	25/11/2022	Jeanne Oliver	Theme: People
<p>Description: Gather a mark, a piece of cardboard, a strip of fabric and pieces of your own work and let's layer, collage and stitch these repurposed bits into portraits.</p>			



Week 48	02/12/2022	Laly Mille	Theme: Layers
<p>Description: ' Under your fingers'</p> <p>In this project, you're invited to start by gathering a little bundle of textured materials: papers of course, but also fibres like ribbon, cheesecloth, lace or burlap, and maybe even a few dimensional elements or found objects like buttons, beads, or little pieces of metal. From there, we will build up the layers to create a truly touchable page.</p>			



Week 49	09/12/2022	Alyssa Griese	Theme: Botanicals
<p>Description: In this lesson I would love to share with you my love for thread and paper. Have you wanted to try hand stitching on paper and didn't know where to begin? I'll share with you how I like to use stitching on paper and how simple and easy it can be. Stitching in your art journal not only brings another layer of depth and texture to your work but can also be used as a tool to lead your viewer through your spread and create a story just waiting to be told.</p>			



Week 50	16/12/2022	Kasia & Jamie Avery	Theme: Closing
<p>Description: Time for summaries and gratefulness. Jamie is joining Kasia to talk about the whole of 2022 and the Wanderlust lessons. Let's think of what we have learnt and discovered as well as finish off our art journals.</p>			

