



Digital Scrapper - Essential Solutions for Page Design Problems
 Design Problem: Using All Caps with a Script Font

Essential Solutions for Page Design Problems Using All Caps with a Script Font

by Jenifer Juris

©2022 Digital Scrapper

Learn why using all caps with a script font is a design problem and my two solutions to use instead.

For this installment of Essential Solutions for Page Design Problems, we are tackling a design problem we often see beginning scrapbookers face.



When it comes to picking a font for your title, the options are endless. There are thousands upon thousands of fonts you can download or purchase, and so many of them are special in their own way.

Of all the different font styles to choose from, script and certain handwritten fonts can be the most fun to work with.

SCRIPT & HANDWRITTEN

Harrietta Nickainley Better Castile Limon Script Money Penny Script
Kingbirds Dankita Cashmere Dear Jane Esmeralda Script
Beloved Script Houghton Script Forever Grateful Fairwater Script
Alana Jonitha Script Glamour Brush Inside Adelia Script
Road Crew Iraquella Ostende Medina Graciela Marine

Script fonts, along with some handwritten fonts, are created with letters that connect. This means that the font designer took time to create their letters to connect in a natural way.

LETTERS MADE TO CONNECT:

Adelicia Script

Baleno Handi

2 CATEGORIES OF HANDWRITTEN FONTS:

CAFERUS SLIM

Baleno Handi

To clarify, the handwritten fonts we are addressing in this video are the handwritten fonts with connecting letters. The top example is a perfect font to showcase handwritten fonts that don't have connecting letters. The handwritten fonts without connecting letters are not the fonts we are concerned with for this lesson. But the bottom example is a classic case of a handwritten font with letters that connect. These


fonts ARE included with the script fonts we are addressing because they have connecting letters.

When you think about a person in real-life writing letters that connect, the most natural connections take place in two scenarios. These connections are between one uppercase to one lowercase letter and one lowercase letter to one lowercase letter. There really isn't a real life scenario where a person would naturally write in all caps using a script or handwritten font.

This brings us to our design problem: wanting to use all caps for a script or handwritten font.

DESIGN PROBLEM:

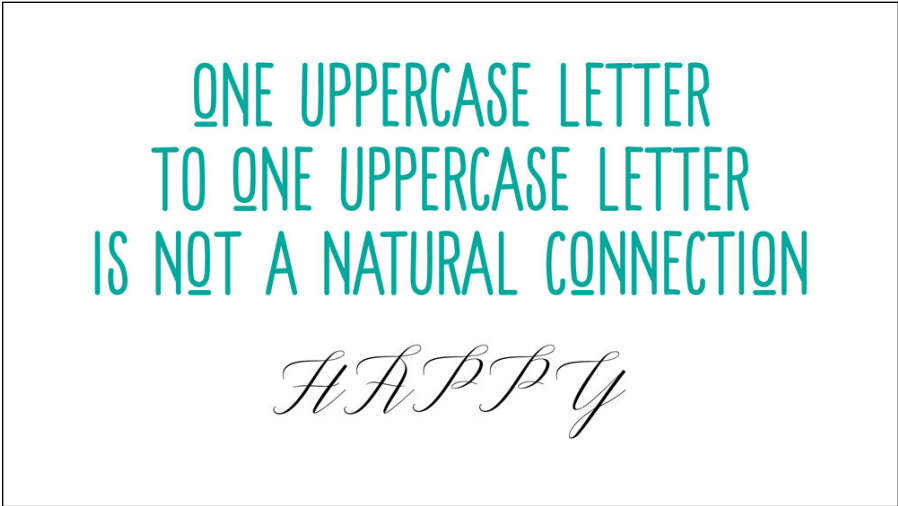
USING ALL CAPS FOR A SCRIPT
OR HANDWRITTEN FONT



One of the big reasons we may be tempted to use all caps on script or handwritten fonts is that each uppercase letter is so fancy or pretty that we want to use them all.

But as we just talked about, one uppercase letter to one uppercase letter is not a natural connection when it comes to fonts that have connecting letters. It's not something we do in real life, and so script and handwritten fonts are not designed to be used with all caps.

This means that any time you use all caps for a script or handwritten font, it doesn't look natural. Better said, using all caps on a script or handwritten font looks weird or unnatural.



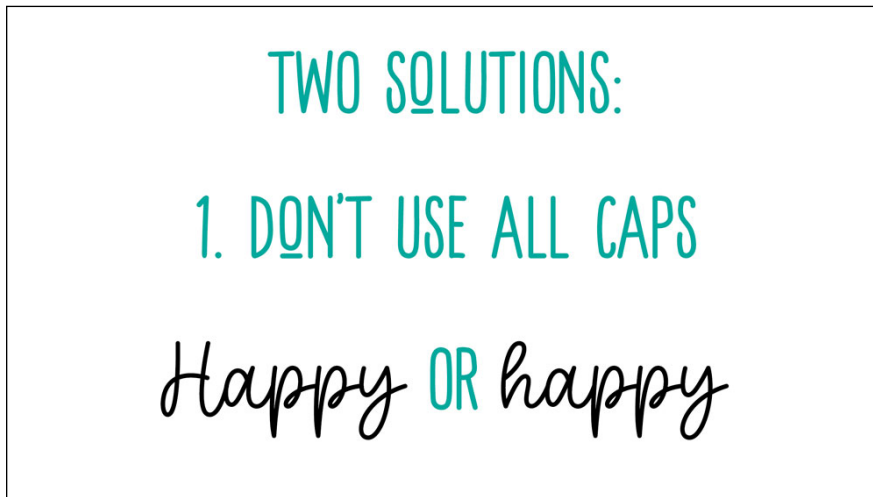
This is a design problem for one big reason. Anything on a digital scrapbook page that looks unnatural causes our eyes to be confused. And anytime our eyes are confused, it creates a less pleasing visual effect, which reduces the overall quality of your scrapbook page.

Another reason why using all caps on a script or handwritten font is a design problem is that font designers do NOT make their script or handwritten fonts to work for all caps. Meaning, the uppercase letters are not made to connect to each other.

The third reason this is a design problem is that using all caps with a script or handwritten font is considered BAD design by the general population. So doing this on your pages automatically reduces their quality in the eyes of most viewers.

When you're faced with this design problem going forward, here are two solutions:

1. Don't use all caps for the script or handwritten font. Instead, use one uppercase letter at the beginning of the word and the rest lowercase. OR, use all lowercase letters. Both alternatives are acceptable depending on the word art you're are creating.



2. The other solutions to use, especially if you need all caps for any reason, is to pick a different font. When all caps is needed, use a font with letters that don't connect, which is pretty much any font type other than script or some handwritten fonts.



So now that you know what the design problem is, and how to fix it, let's look at a visual before and after. First, the page with the problem.

Here's the page I made using a title with a font that has connecting letters and I used all caps. Again, this is a design problem because the letters don't look natural like this. It's just not common to use all caps for a fancy font. It looks awkward, unnatural, and not quite right.



Here's the same page I made using the same font without using all caps. This looks SO much better. The letters are connecting just like they should; they look natural and pleasing to the eye.



Here is the before and after side by side. The before looks awkward. Each letter of the title feels misplaced because the other letters aren't connecting to them. The after image shows how good the font looks when you use it the way it was designed to be used.



To recap, using all caps on a script and some handwritten fonts is a design problem because it looks unnatural.



DESIGN PROBLEM:
ALL CAPS USED ON SCRIPT
AND SOME HANDWRITTEN FONTS
LOOKS UNNATURAL

The two solutions are to either use a different style of font or to not use all caps.



SOLUTIONS:

1. DON'T USE ALL CAPS
2. USE A DIFFERENT FONT