



# The Nerdy Farm Wife

## Welcome to 6 Weeks of Soapmaking Success!

This course dives deeper into six areas of soapmaking that can seem extra challenging or intimidating to soapmakers. Each lesson will equip you with the information you need to experience further success in your soapmaking endeavors, and provide inspiring recipe videos to demonstrate that lesson's theme.

By the time you've completed this course, you'll feel more confident and adventurous when it comes to soapmaking!

If you haven't made soap before, be sure to read the soapmaking overview file and watch the accompanying video.

If you have made soap before, feel free to jump right into lesson one, which will be immediately available. The following lessons will be released one per week, leading up to the release of my new book,

## ***Simple & Natural Soapmaking!***

### **COURSE OVERVIEW**

---

#### **Lesson 1 - Success With Fruits & Veggies**

In this first lesson, you'll learn about the best ways to incorporate fruits and vegetables into your soap recipes. We'll cover some popular additives such as pumpkin, carrot and cucumber along with a few more unique options including citrus fruits and berries.

#### **Lesson 2 - Success With Flowers & Herbs**

Lesson two will teach you how to infuse your soaps with the natural goodness of flowers and herbs. Find out which herbs work well in soap, and which ones are better saved for other projects.

### Lesson 3 - Success With Alternative Liquids

During the third lesson, you'll explore the many alternative liquids that can be used when making soap. Both vegetable-based and animal milks will be covered, along with other interesting options including, but not limited to, kombucha, wine and apple cider vinegar.

### Lesson 4 - Success With Natural Colorants


Lesson four is filled with information on natural colorants and demonstrates that natural most definitely doesn't mean boring! You'll learn how to use botanicals and clays to soap all of the colors of the rainbow!

### Lesson 5 - Success With Simple Soap Designs

In lesson five, you'll discover some simple design techniques that add visual interest to your soap, without being overly complicated or intimidating.

### Lesson 6 - Success with Soap Label Design

Lesson six tackles a common stumbling block among soapmakers, and will teach you how to make attractive soap labels for your new creations using downloadable templates and an easy online program.



I'm excited that you've decided to join me on this soapmaking journey! If you run into any questions or would like to share your thoughts, feel free to leave them in the comments section or on my [Facebook](#) page.

# DIGITAL PRODUCTS BY JAN BERRY



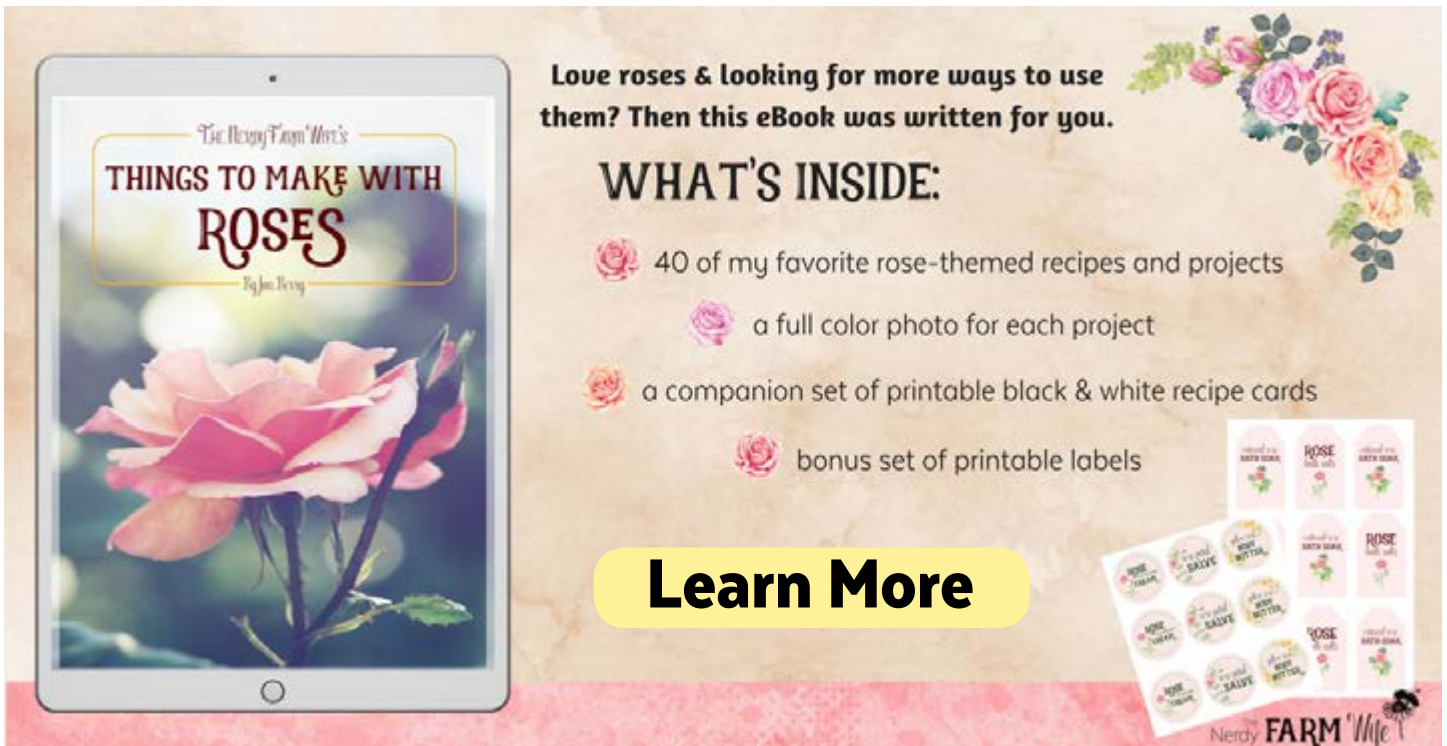
**25+ FORMULAS & RECIPES**

## MAKE YOUR OWN NATURAL BATH BOMBS

- DISCOVER THE CHEMISTRY BEHIND BATH BOMBS
- LEARN HOW TO INCLUDE FLOWERS AND HERBS
  - USE ALL-NATURAL COLORS & SCENTS
- FULL COLOR PHOTOS FOR EVERY PROJECT
- RECIPES CONTAIN NO UNHEALTHY ADDITIVES

**Learn More**

NATURAL BATH BOMBS, DEMYSTIFIED.




Love roses & looking for more ways to use them? Then this eBook was written for you.

## WHAT'S INSIDE:

- 🌹 40 of my favorite rose-themed recipes and projects
- 🌹 a full color photo for each project
- 🌹 a companion set of printable black & white recipe cards
- 🌹 bonus set of printable labels

**Learn More**



Nerdy **FARM** Wife