

Event Sponsors



# Understanding Rights Management

Robert Crane

<http://about.me/ciaops>

@directorcia



Let's make things better!

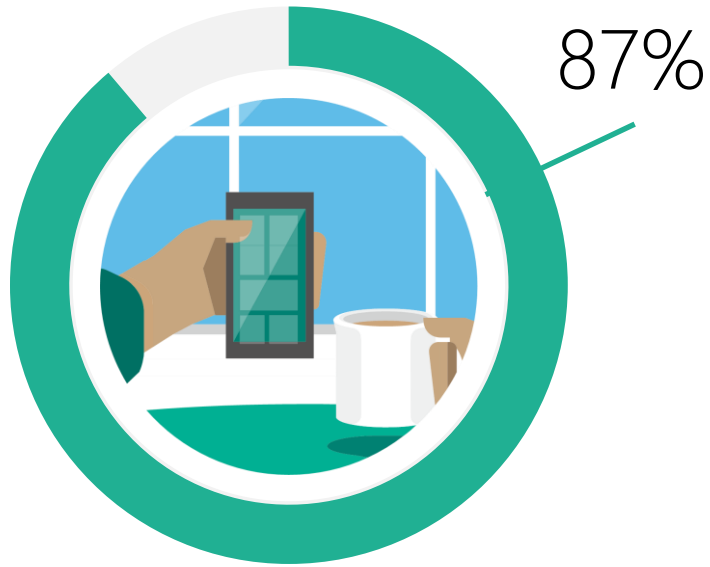
Use the twitter handles:  
**#innovationdays @\_innovationdays**

Top twitter of the day will win a gift

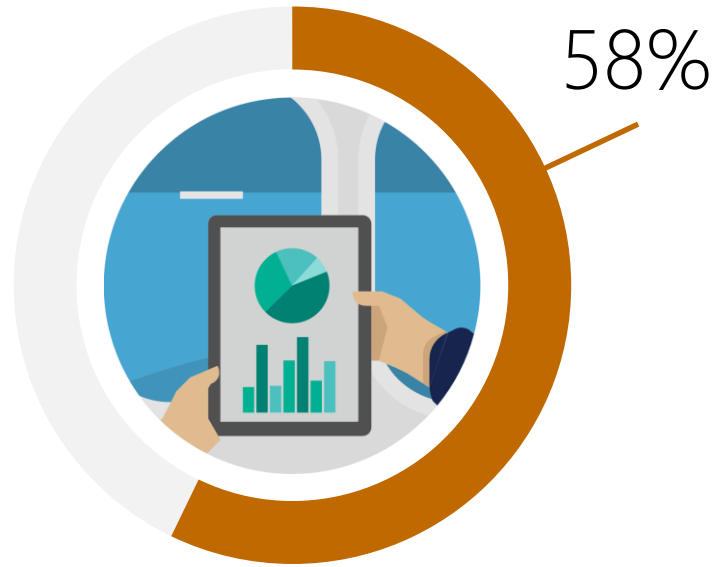
Event Sponsors



# Data protection realities



87% of senior managers admit to regularly uploading work files to a personal email or cloud account.

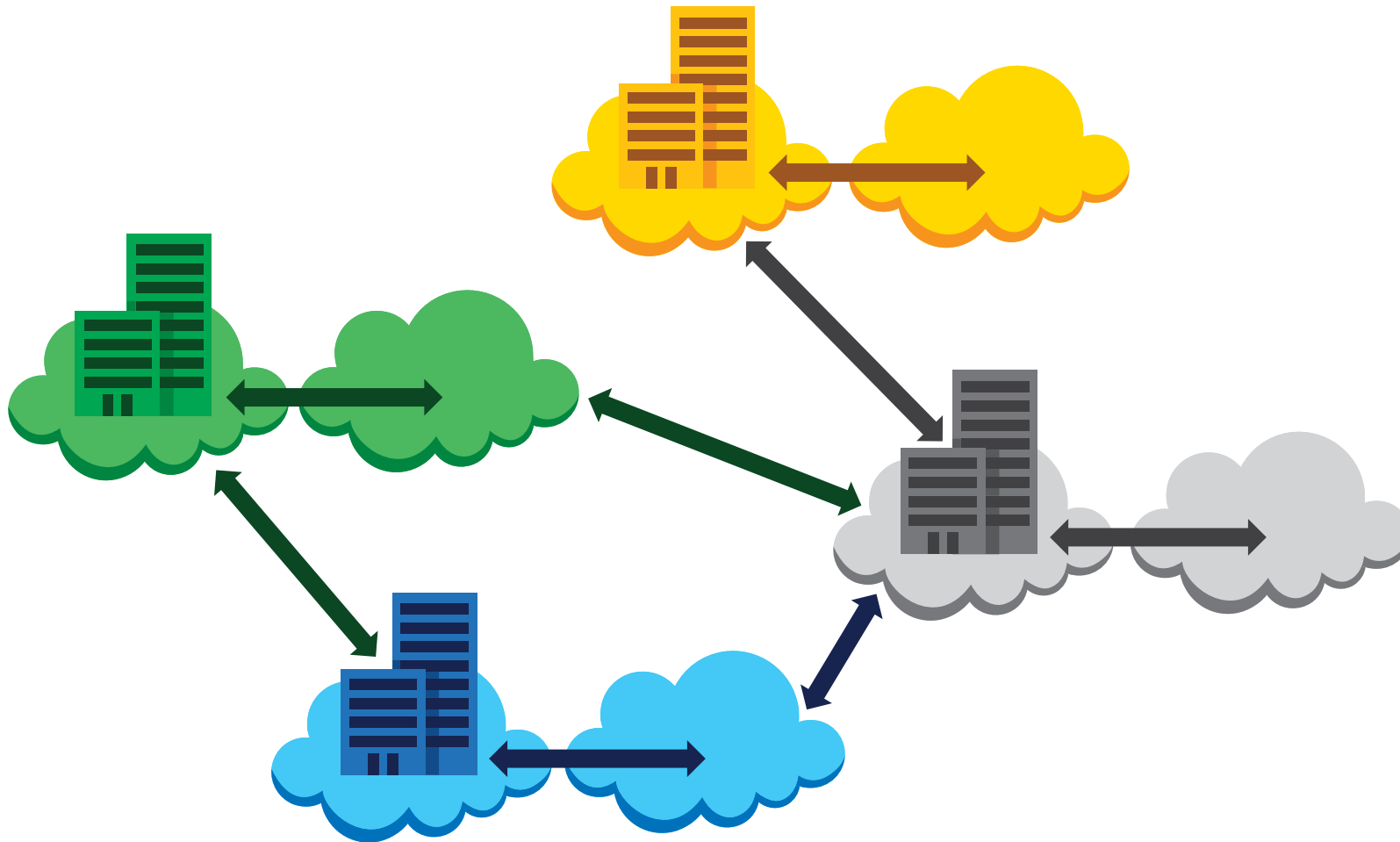


58% have accidentally sent sensitive information to the wrong person.



Focus on data leak prevention for personal devices, but ignore the issue on corporate owned devices where the risks are the same

# Enabling data to flow from one organization to another



## Sharing data

Securely share any file type, from within common user experiences

## Between organizations

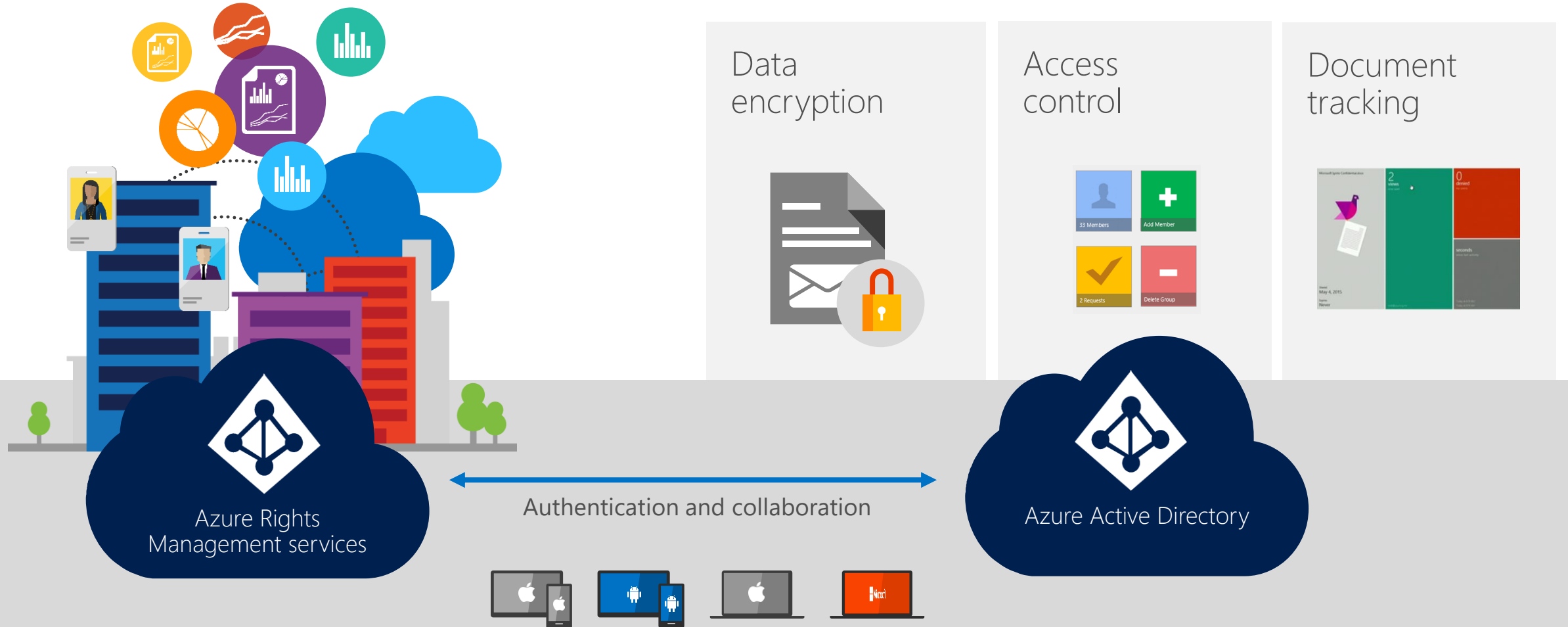
Authenticate users from other organizations (without having to implement point to point federation)

## Maintain control

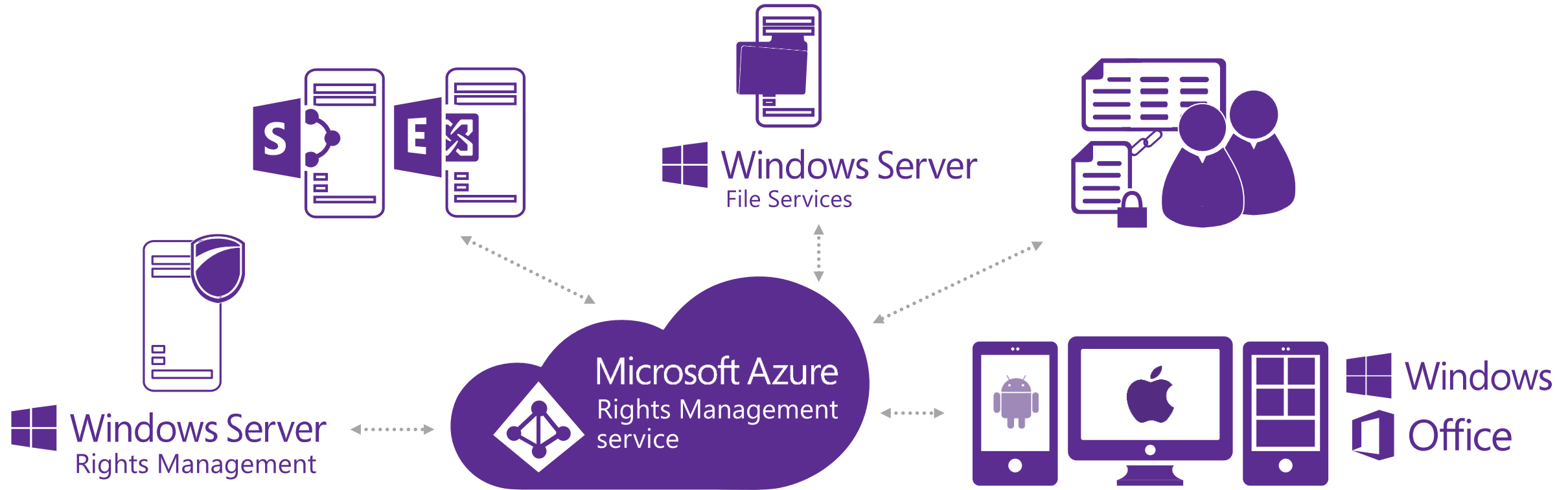
Enlightened applications such as Office and PDF readers offer the ability to enforce rights.

# Secure collaboration with Azure RMS

Share internally and externally



# Protect data with Rights Management



Take advantage of **HYBRID** options across Windows Server and Azure Rights Management service

**INTEGRATE** Microsoft SharePoint and Microsoft Exchange Server

Automatically **IDENTIFY AND CLASSIFY** data based on content with **AUTOMATIC ENCRYPTION**

**MORE SECURELY SHARE** documents with colleagues and business partners

Improve ease of use through **INTEGRATION WITH OFFICE, WINDOWS SHELL** extensions, and **CROSS-PLATFORM CLIENTS**

# Rights Management 101


FILE IS PROTECTED BY AN AES SYMMETRIC KEY



USAGE RIGHTS + SYMMETRIC KEY STORED IN FILE AS 'LICENSE'

LICENSE PROTECTED BY ORG-OWNED RSA KEY

**SECRET COLA FORMULA**  
Water HFCS  
Brown #16

PROTECT →

**USE RIGHTS +** 

#!@#!#!@#!   
()&)(\*&)(@#!  
#!@#!#!@#!  
()&)(\*&)(@#!  
#!@#!#!@#!   
()&)(\*&)(@#!

← DECRYPTED TO READ

**SECRET COLA FORMULA**  
Water HFCS  
Brown #16

# Rights Management 101

FILE CONTENT IS NEVER SENT TO THE RMS SERVICE

USE RIGHTS +



#!@#!#!@#!  
(&)(\*&)(@#!  
#!@#!#!@#!  
(&)(\*&)(@#!  
#!@#!#!@#!  
(&)(\*&)(@#!

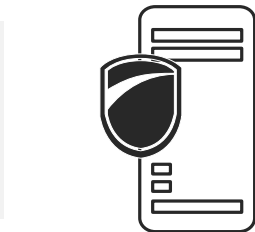


Office



ENLIGHTENED APPS USE THE RMS SDK WHICH COMMUNICATES WITH THE RMS KEY MANAGEMENT SERVERS

RMS SDK



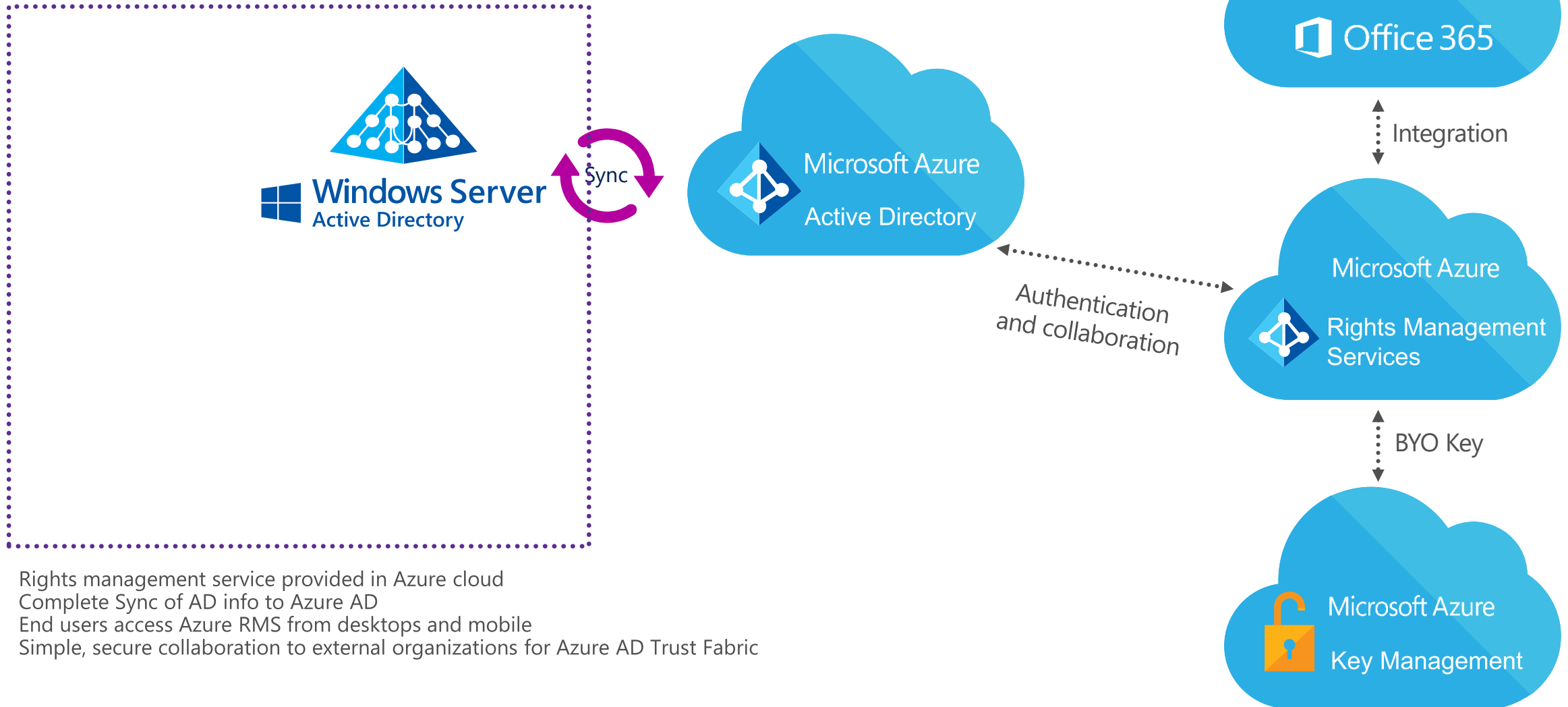
Windows Server Rights Management

RMS-ENLIGHTENED APPS ENFORCE RIGHTS, GENERIC PROTECTION OFFERED BY THE RMS APP'



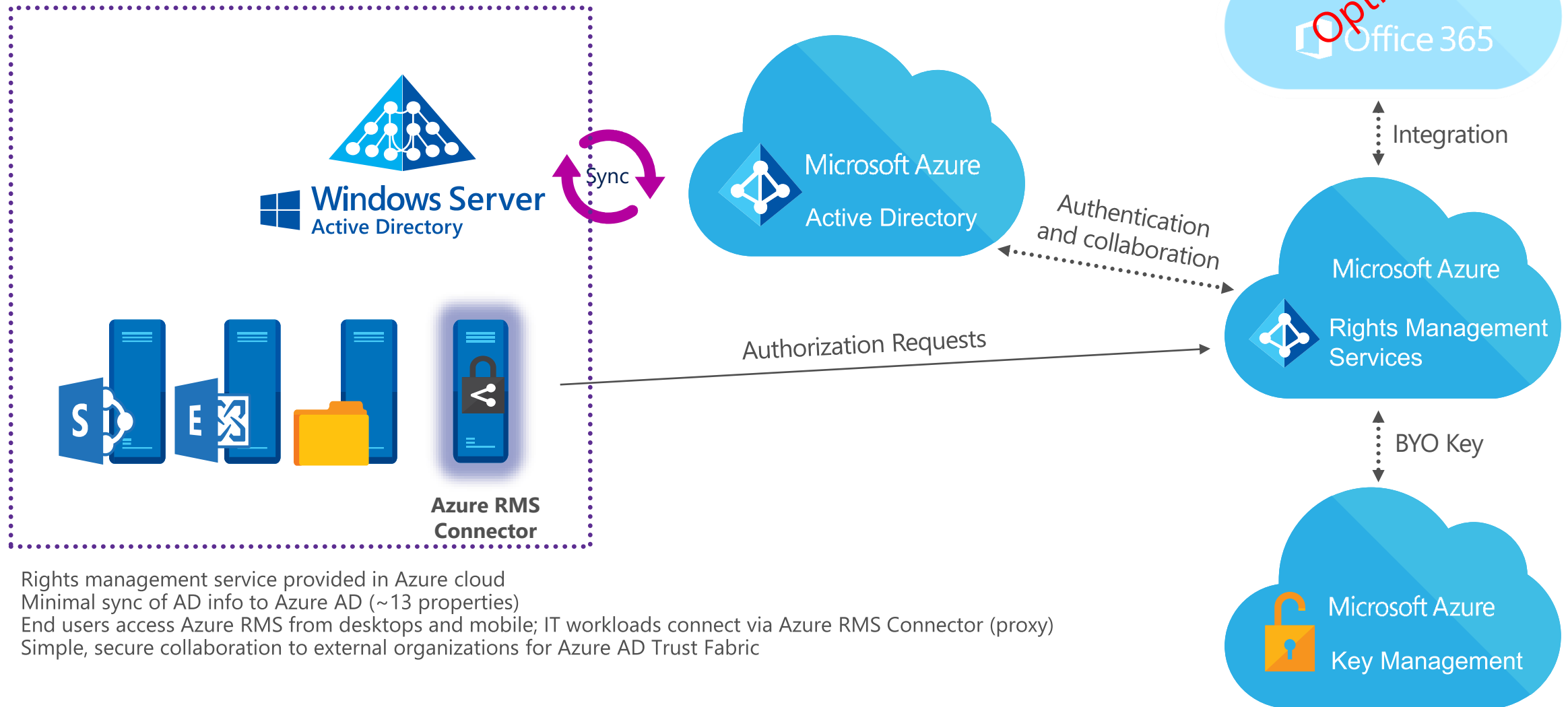


# Cloud Ready




Rights management service provided in Azure cloud  
Complete Sync of AD info to Azure AD  
End users access Azure RMS from desktops and mobile  
Simple, secure collaboration to external organizations for Azure AD Trust Fabric

# Cloud Accepting



Rights management service provided in Azure cloud  
Minimal sync of AD info to Azure AD (~13 properties)  
End users access Azure RMS from desktops and mobile; IT workloads connect via Azure RMS Connector (proxy)  
Simple, secure collaboration to external organizations for Azure AD Trust Fabric



# Microsoft Rights Management


Welcome!

Let's see if you can open the RMS-protected document. Enter your [work email address](#) that you used to open the email message.

**Next**

By clicking next, you agree to our [terms of use](#).

Use of documents that are protected by Microsoft Rights Management might be tracked by the sender and/or by their organization's IT administrator. To learn more, see the [Privacy Statement](#).



**Protect. Share.**  
Our service lets you protect and share files securely with others, on your terms.

[Learn More](#)



Your work or school account can be used anywhere you see this symbol. © 2016 Microsoft [Legal](#) [Privacy](#) [Feedback](#)

<http://portal.aadrm.com>

# Office 365 Rights Management

# Rights Management

Feature	RMS for Office 365	EMS or Azure RMS Premium
Users can create and consume protected content by using Windows clients and Office applications	●	●
Users can create and consume protected content by using mobile devices	●	●
Integrates with Exchange Online, SharePoint Online, and OneDrive for Business	●	●
Integrates with Exchange Server 2013/Exchange Server 2010 and SharePoint Server 2013/SharePoint Server 2010 on-premises via the RMS connector	●	●
Administrators can create departmental templates	●	●
Organizations can create and manage their own RMS tenant key in a hardware security module (the Bring Your Own Key solution)	●	●
Supports non-Office file formats: Text and image files are natively protected; other files are generically protected	●	●
RMS SDK for all platforms: Windows, Windows Phone, iOS, Mac OSX, and Android	●	●
Integrates with Windows file servers for automatic protection with FCI via the RMS connector		●
Users can track usage of their documents		●
Users can revoke access to their documents		●

<https://technet.microsoft.com/en-us/network/dn858608.aspx>

# Enable IRM in Office 365

## Enable Office 365 Rights Management

### rights management

 Rights management is activated

Rights Management safeguards your email and documents, and helps you securely share this data with your colleagues.

To disable Rights Management, click deactivate.

deactivate

### additional configuration

You can configure advanced features for Rights Management using Microsoft Azure.

**Don't have an Azure subscription?** Before you click Advanced Features, [sign up for a free 30 day trial](#).

advanced features

### resources

- [What is Rights Management?](#)
- [Rights Management Deployment roadmap](#)
- [Using Rights Management](#)
- [FAQs For Rights Management](#)

# Enable IRM in Office 365: SharePoint online

At the global level:

**Information Rights Management (IRM)**

Set IRM capabilities to SharePoint for your organization (requires Office 365 IRM service)

Use the IRM service specified in your configuration  
 Do not use IRM for this tenant

[Refresh IRM Settings](#)

We successfully refreshed your settings.

And then for each library you want to protect:

Home [EDIT LINKS](#)

Settings > Information Rights Management Settings

## Information Rights Management (IRM)

IRM helps protect sensitive files from being misused or distributed without permission once they have been downloaded from this library.

Restrict permissions on this library on download

Create a permission policy title

Add a permission policy description:

[SHOW OPTIONS](#)

[OK](#) [Cancel](#)

# Enable IRM in Office 365: Exchange Online

## Use PowerShell

Tell Exchange Online where to find the Azure RMS key for your location - example:

```
Set-IRMConfiguration -RMSOnlineKeySharingLocation "https://sp-rms.na.aadrm.com/TenantManagement/ServicePartner.svc"
```

Import the key

```
Import-RMSTrustedPublishingDomain -RMSOnline -name "RMS Online"
```

Enable IRM functionality

```
Set-IRMConfiguration -InternalLicensingEnabled $true
```

Detailed procedures at

[https://technet.microsoft.com/en-us/library/dn151475\(v=exchg.150\).aspx](https://technet.microsoft.com/en-us/library/dn151475(v=exchg.150).aspx)



# Enable RMS in Office Apps

## Office 2013/2016:

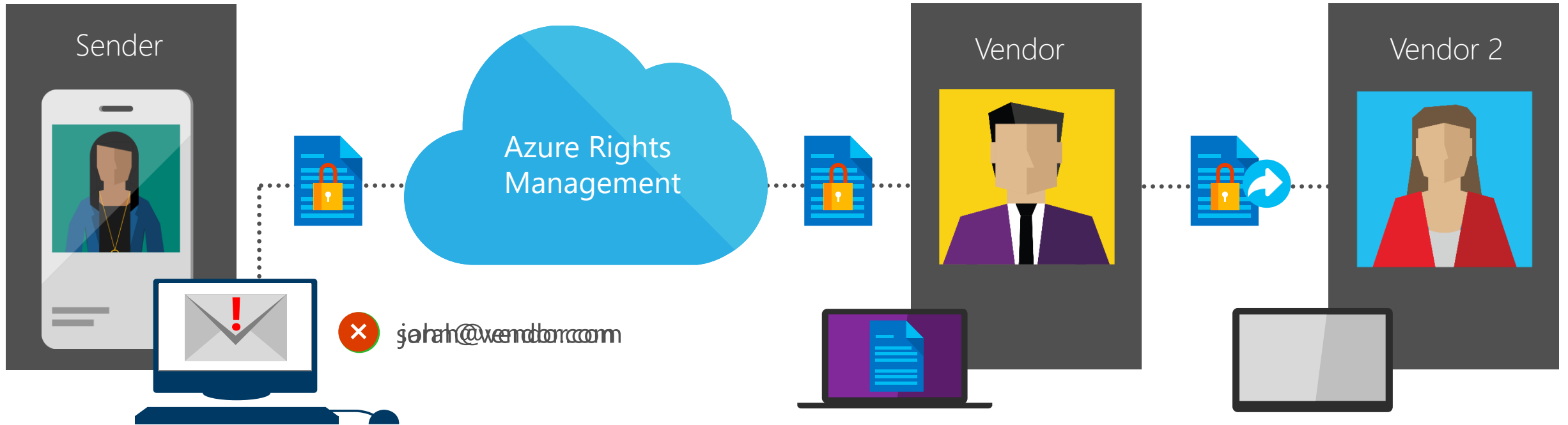
Users sign in with their Microsoft Office 365 credentials is all that is required. Recommend also install RMS sharing app for Office add-in.

## Office 2010:

First install RMS sharing app, then ask users to sign in with their Microsoft Office 365 credentials

# Document Tracking

# Secure collaboration with RMS




- Recipient email: john@vendor.com
- Expiration: 5 days
- Email notifications
- Permissions: Read only

john@vendor.com  
.....

sarah@vendor.com  
.....

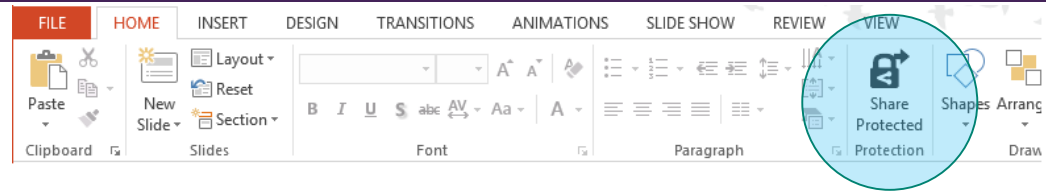
# RMS Applications

Native Applications and Generic protection using Protected File (PFILE)

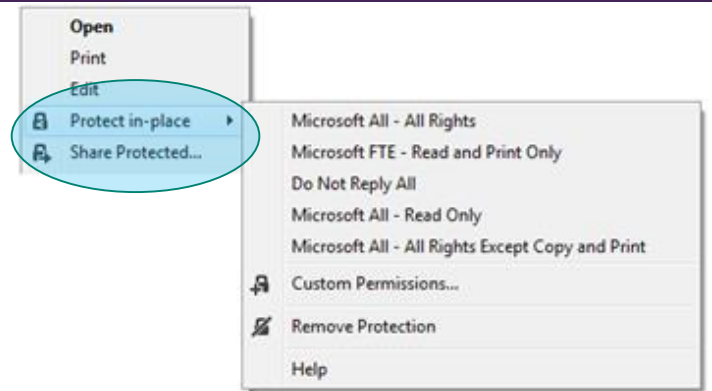


I can protect and share information securely across device types

## Integration with Office




## Windows Shell Extensions



Custom administrator defined policies

## Across devices – Windows, iOS, Android

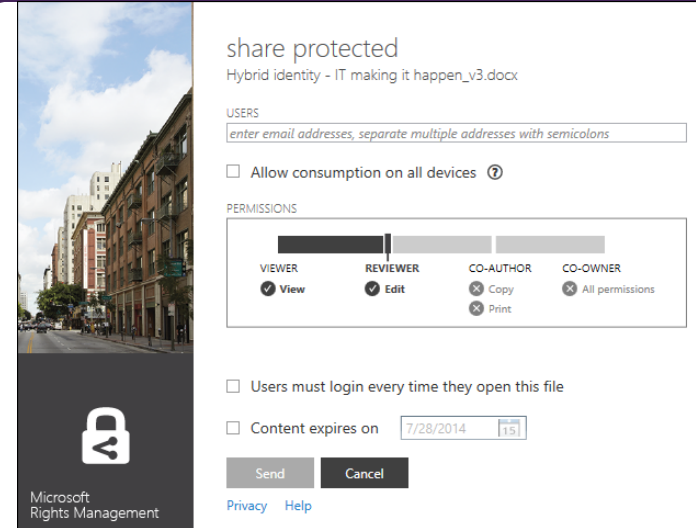


# Sharing documents securely



Use Microsoft Azure RMS to securely share documents with colleagues and business partners

## Sharing files using Azure RMS

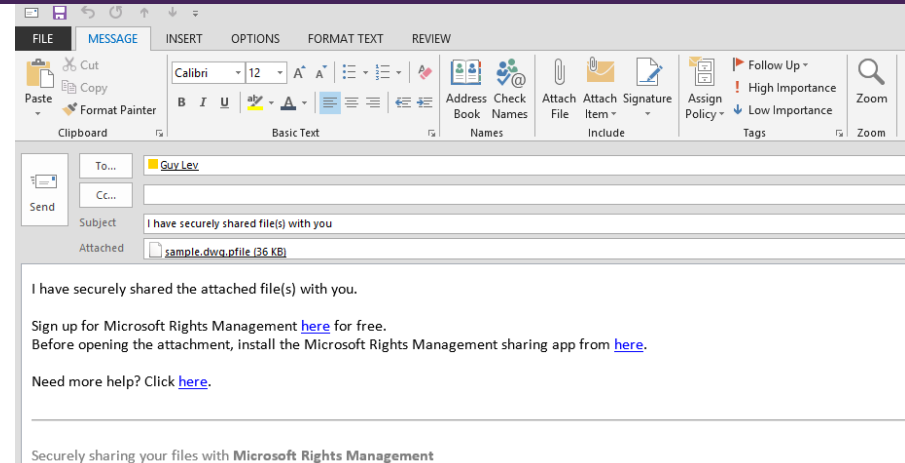


The screenshot shows the Azure RMS sharing interface. On the left is a thumbnail of a city street. The main area is titled "share protected" and shows the file name "Hybrid identity - IT making it happen\_v3.docx". Below this is a "USERS" section with a text input field for email addresses. There are two checkboxes: "Allow consumption on all devices" (unchecked) and "Users must login every time they open this file" (unchecked). A "PERMISSIONS" section contains a table of permissions:

VIEWER	REVIEWER	CO-AUTHOR	CO-OWNER
<input checked="" type="checkbox"/> View	<input checked="" type="checkbox"/> Edit	<input checked="" type="checkbox"/> Copy	<input checked="" type="checkbox"/> All permissions
		<input checked="" type="checkbox"/> Print	

Below the table are two more checkboxes: "Users must login every time they open this file" (unchecked) and "Content expires on" (7/28/2014). At the bottom are "Send" and "Cancel" buttons, and links for "Privacy" and "Help".

## Consuming Azure RMS protected files



The screenshot shows an Office message interface. The message subject is "I have securely shared file(s) with you" and the attachment is "sample.dwg.pdf (36 KB)". The message body contains the following text:

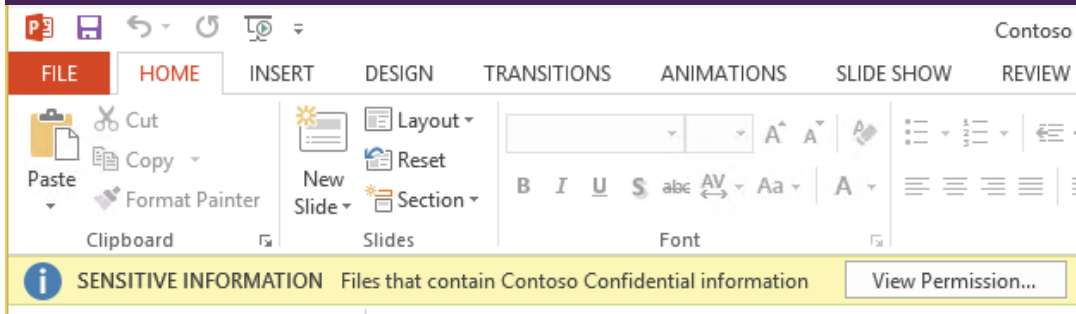
I have securely shared the attached file(s) with you.

Sign up for Microsoft Rights Management [here](#) for free. Before opening the attachment, install the Microsoft Rights Management sharing app from [here](#).

Need more help? Click [here](#).

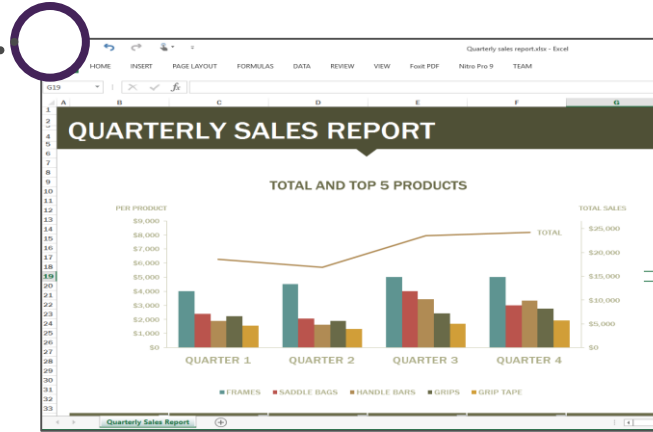
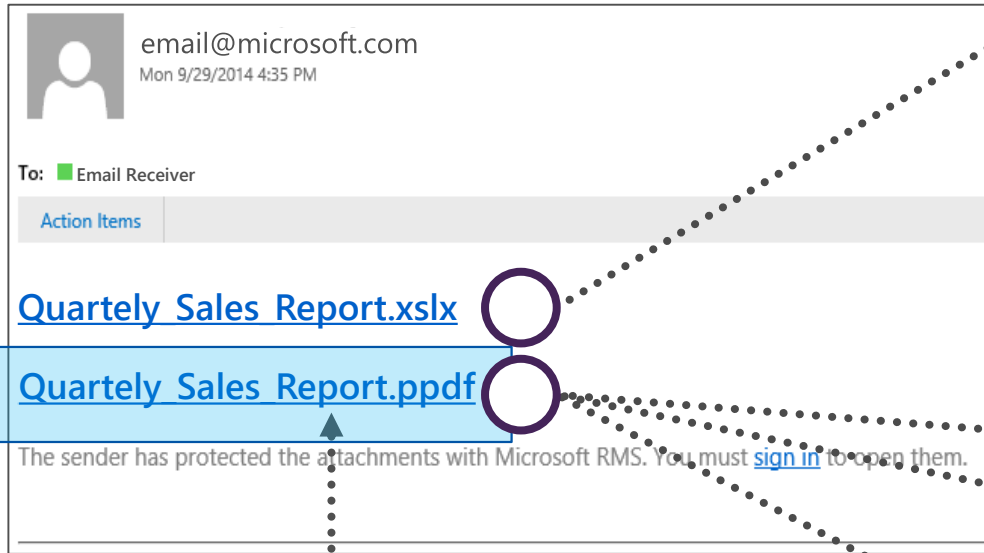
Securely sharing your files with Microsoft Rights Management

## Consuming RMS protected documents in Office

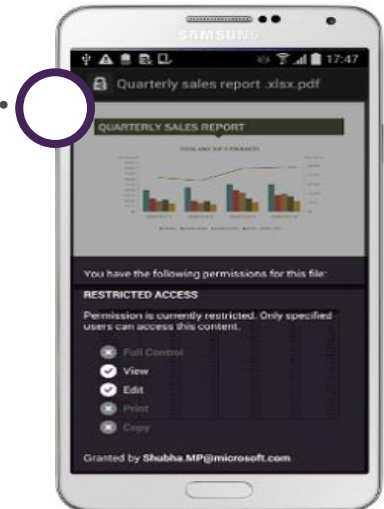
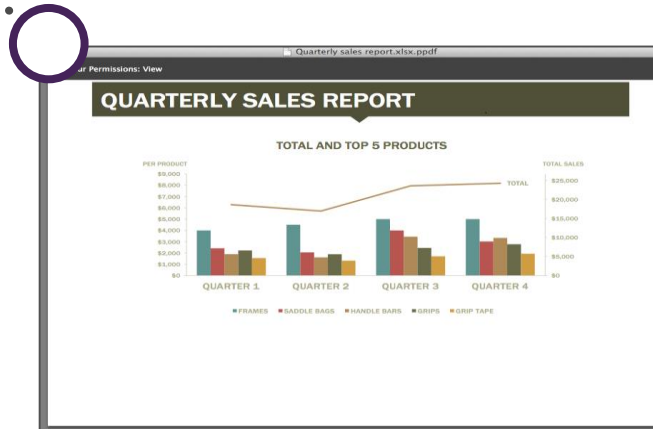


The screenshot shows the Microsoft Office ribbon with the "HOME" tab selected. At the bottom of the ribbon, there is a yellow "SENSITIVE INFORMATION" warning bar that reads "Files that contain Contoso Confidential information" and includes a "View Permission..." button.

# Sharing protected files with anyone



A protected PDF copy is sent for easy access on all platforms



# Getting email notifications for document use

## Choosing to get email notifications

add protection  
Confidential.docx

USERS:  
alice@contoso.com;

Allow consumption on all devices ?  
 Enforce usage restrictions

VIEWER  View  
REVIEWER  Edit  
CO-AUTHOR  Copy  Print  
CO-OWNER  All permissions

Content expires on 1/13/2015  
 Email me when someone tries to open this document

Send Now Cancel

Privacy Help

Microsoft Rights Management

## Notification about authorized user

alice@contoso.com opened RMS blog post - Aug2014.docx.pdf

MicrosoftRMSteam@microsoft.com  
alice@contoso.com opened RMS blog post - Aug2014.docx.pdf

To Shubha Pratiwadbhayankar

alice@contoso.com opened RMS blog post - Aug2014.docx.pdf

On Monday, September 8, 2014 2:23 PM Pacific Daylight Time

This notification is provided by [Microsoft Rights Management](#)

Instructions: [Sign up](#) | [Install the app](#) | [Help](#)

## Notification about unauthorized user

alice@contoso.com was denied access to BudgetWithCharts.xlsx.pdf

MicrosoftRMSteam@microsoft.com  
alice@contoso.com was denied access to BudgetWithCharts.xlsx.pdf

To Shubha Pratiwadbhayankar

alice@contoso.com was denied access to BudgetwithCharts.xlsx.pdf

On Tuesday, September 30, 2014 6:23 PM Pacific Daylight Time

This notification is provided by [Microsoft Rights Management](#)

Instructions: [Sign up](#) | [Install the app](#) | [Help](#)


# Q2 Quarterly Report.xlsx REVOKED

↑ All documents



Summary List Timeline Map Settings

Q2 Quarterly Report.xlsx



Revoked  
**May 3, 2015**

Shared  
**April 23, 2015**

Expires  
**June 21, 2016**

**40**  
views  
13 users

- Michael Adams
- Mark Adams
- Katrina Redding
- Joy Lawman
- Bill Isvan
- Mike Keller
- Klaas Pluck
- Paul Jensen
- Yi Xu
- ...

**9**  
denied  
one user

Bryan Swan

**seconds**  
since last activity

- Apr 29, 2015 10:51 AM
- Apr 28, 2015 10:41 AM
- Apr 28, 2015 10:26 AM
- Apr 27, 2015 10:59 AM
- ...



Browser address bar: <https://portal.azureirms.com/#/map/245> RMS Document Tracking

File Edit View Favorites Tools Help

# Q1 Quarterly Report.xlsx

↑ All documents

Summary List Timeline **Map** Settings

Worldwide - 40 viewed, 9 denied

Map showing document tracking by region:

- North America: 17 viewed (green), 10 denied (orange)
- South America: 0 viewed, 0 denied
- Australia: 0 viewed, 5 denied (orange)

Legend: ● viewed ● denied - at least one denied

### United States

Name	Status	Date
Mark Adams	Viewed	Apr 23, 2015 12:14 PM
Klaas Pluck	Viewed	Apr 23, 2015 12:20 PM
David James	Viewed	Apr 23, 2015 12:24 PM

Microsoft Rights Management  
Free trial during [preview](#)

[Open In Excel](#) [Revoke access](#)

DEMO

# Resources

- Document Tracking - <http://blogs.technet.com/b/rms/archive/2015/05/04/doctracking.aspx>
- Azure RMS Document tracking and revocation - <https://channel9.msdn.com/Series/Information-Protection/Azure-RMS-Document-Tracking-and-Revocation>
- Protect a file that you share by email by using the Rights Management sharing application - [https://technet.microsoft.com/en-us/library/dn574735\(v=ws.10\).aspx](https://technet.microsoft.com/en-us/library/dn574735(v=ws.10).aspx)
- Azure RMS Core Skills - <https://mva.microsoft.com/en-US/training-courses/azure-rights-management-services-core-skills-10500>
- Use Secure files to improve sharing - <https://mva.microsoft.com/en-US/training-courses/use-secure-files-to-improve-sharing-with-customers-and-partners-14042>

# CIAOPS Resources



- Blog – <http://blog.ciaops.com>
- Free SharePoint Training via email – <http://bit.ly/gs-spo>
- Free Office 365, Azure Administration newsletter – <http://bit.ly/o365-tech>
- Free Office 365, Azure video tutorials – <http://www.youtube.com/directorciaops>
- Free documents, presentations, eBooks – <http://docs.com/ciaops>
- Office 365, Azure, Cloud podcast – <http://ciaops.podbean.com>
- Office 365, Azure online training courses – <http://www.ciaopsacademy.com>
- Office 365, Azure eBooks – <http://www.ciaops.com/publications>

[Twitter](#)  
@directorcia

[Facebook](#)  
<https://www.facebook.com/ciaops>

[Email](#)  
director@ciaops.com

[Skype for Business](#)  
admin@ciaops365.com