


# Course workbook



**Help your child  
to learn** with  
**Mike Gershon**

## Section 1: Introduction: Helping Your Child to Learn

You can use this space for notes, ideas and questions...



## **Section 1:** **Introduction: Helping Your Child to Learn**


What memories do you have of learning as a child?

How do you think children's learning experiences today are different from when you were young?

What role does learning play in your child's life? How has it changed as they've grown?

## Section 2: Fostering Learning

You can use this space for notes, ideas and questions...



## Section 2: Fostering Learning


Who fostered learning for you as you were growing up? How did they do it?

In what ways do you already scaffold learning for your child?

In what ways do you already model learning for your child?

## Section 3: Thinking Tools and Techniques

You can use this space for notes, ideas and questions...



### Section 3: Thinking Tools and Techniques


What are some of the thinking tools you use to help yourself think?

What thinking tools or techniques could you share with your child?

How might your child's age influence what thinking tools and techniques you share with them?

## Section 4 Speaking and Listening

You can use this space for notes, ideas and questions...





## Section 4 Speaking and Listening

What role do speaking and listening play in your daily life?

How have your child's speaking and listening skills changed over time?

Think back over the last week or so. When did you model language use for your child?

**Section 5**  
**Language**

You can use this space for notes, ideas and questions...



## Section 5 Language


How has your understanding of language changed over time?

How has your child's vocabulary developed over time?

What different influences have there been on your child's language development in the past few months?

## Section 6 Playing

You can use this space for notes, ideas and questions...



## Section 6 Playing


What childhood memories stand out for you when you think about playing?

When you were a child, what sort of games did you play? Who did you play with?

How has the way your child plays changed as they've grown older?

## Section 7 Mental Maps

You can use this space for notes, ideas and questions...



## Section 7 Mental Maps


Think back to something you learned at school, college or university. How did you develop your mental map of this topic?

What are some of the different maps you use to make sense of the world?

As your child has grown, how have their mental maps developed? How have they gained knowledge?

## Section 8 Telling Stories

You can use this space for notes, ideas and questions...





## Section 8 Telling Stories


Which stories played a big role in your childhood? Why?

As your child has grown older, how have the stories they enjoy changed?

What role do stories play in how you and your child talk about your ideas and experiences?

## Section 9 Creative Thinking

You can use this space for notes, ideas and questions...



## Section 9 Creative Thinking

When you think about 'creative thinking', what comes to mind?

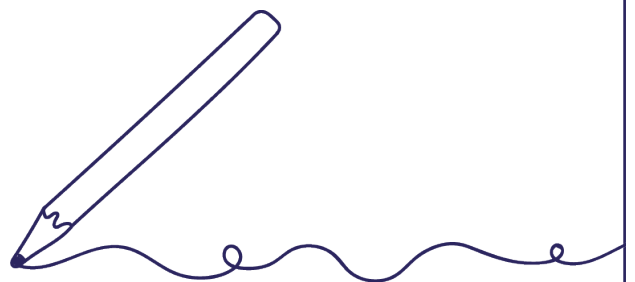
How does your child use their imagination?

How could you and your child practice being creative together?

## Section 10

### Learning Together: You and Your Child

You can use this space for notes, ideas and questions...



## **Section 10**

### **Learning Together: You and Your Child**

What are the key things you will take away from the course?

How has your understanding of learning developed through the course?

How would you explain the benefits of the course to a friend or colleague who wants to help their child to learn?

# Help Your Child to Learn: Video List



## Helping Your Child to Learn: Introduction

- Video 1: What is learning?
- Video 2: The Golden Rules
- Video 3: Intrinsic v Extrinsic Motivation

## Fostering Learning

- Video 4: How can you help learning to happen?
- Video 5: Experience and Stimulation
- Video 6: Scaffolding Learning
- Video 7: Modelling Learning

## Thinking Tools and Techniques

- Video 8: What are thinking tools?
- Video 9: The Limits of Working Memory
- Video 10: Minds in Society
- Video 11: Signs and Symbols in Everyday Life

## Speaking and Listening

- Video 12: How important are speaking and listening?
- Video 13: Talking, Talking, Talking
- Video 14: Verbal Rehearsal
- Video 15: Asking Questions

## Language

- Video 16: Do we live in a world of words?
- Video 17: The Role of Reading
- Video 18: The Relationship Between Speech and Writing
- Video 19: Owning Language

## Playing

- Video 20: Why is play important?
- Video 21: Learning Through Play
- Video 22: The Development of Imagination
- Video 23: Exploring This World and Other Worlds

## Mental Maps

- Video 24: How do we know things?
- Video 25: Concepts and Categories
- Video 26: Different Maps of the Same World
- Video 27: Thought Spectacles

## Telling Stories

- Video 28: Can you tell me a story?
- Video 29: Using Stories to Make Sense
- Video 30: Stories and Remembering
- Video 31: Ideas Within Stories

## Creative Thinking

- Video 32: Can creativity be learned?
- Video 33: Playing Around with Things
- Video 34: Making the World Anew
- Video 35: Creativity Across Subjects

## Learning Together: You and Your Child

- Video 36: You and Your Child

