Take Note

1. Only basic grammar words will be used in this course:
   noun, verb, adjective, adverb
   past/ present/ future tense
2. If you are ever left confused, ***ask in the Q&A section***
   Help others if you can answer their questions
3. The goal of this course is the help you to understand Korean, not to completely master it.
   Mastering requires lots of time, exposure to the language, and experience using it.
4. You should find a **language exchange partner** as soon as possible to discuss and practice these things with. HOWEVER! *Be aware that native speakers are usually NOT very aware of how their own language works, thus don't always make good teachers.*
   They are great spelling, pronunciation, and sentence checkers. And of course, conversation partners!
   REWRITE: ADD LE RESOURCES!!

Video writing out each characters first
Describing stroke order
Emphasize intuitive design
Show how letters symbolize mouth pronunciation

Follow along

hand written
intro

Whiteboard?

Korean Letters

Overview

HORIZONTALS

VERTICALS

HORIZONTALS

VERTICALS



HORIZONTALS

VERTICALS

HORIZONTALS

VERTICALS

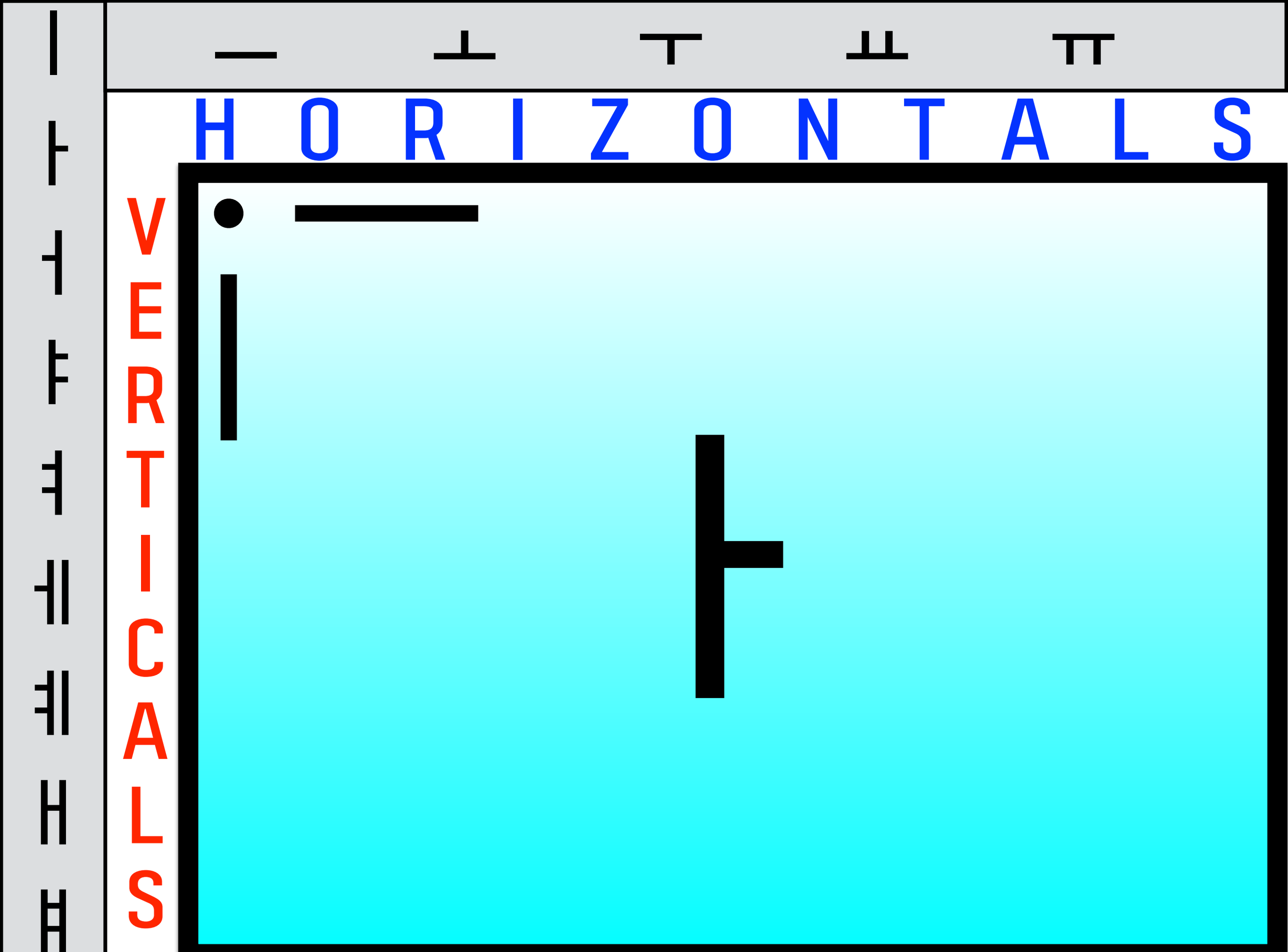

HORIZONTALS

VERTICALS



HORIZONTALS

VERTICALS

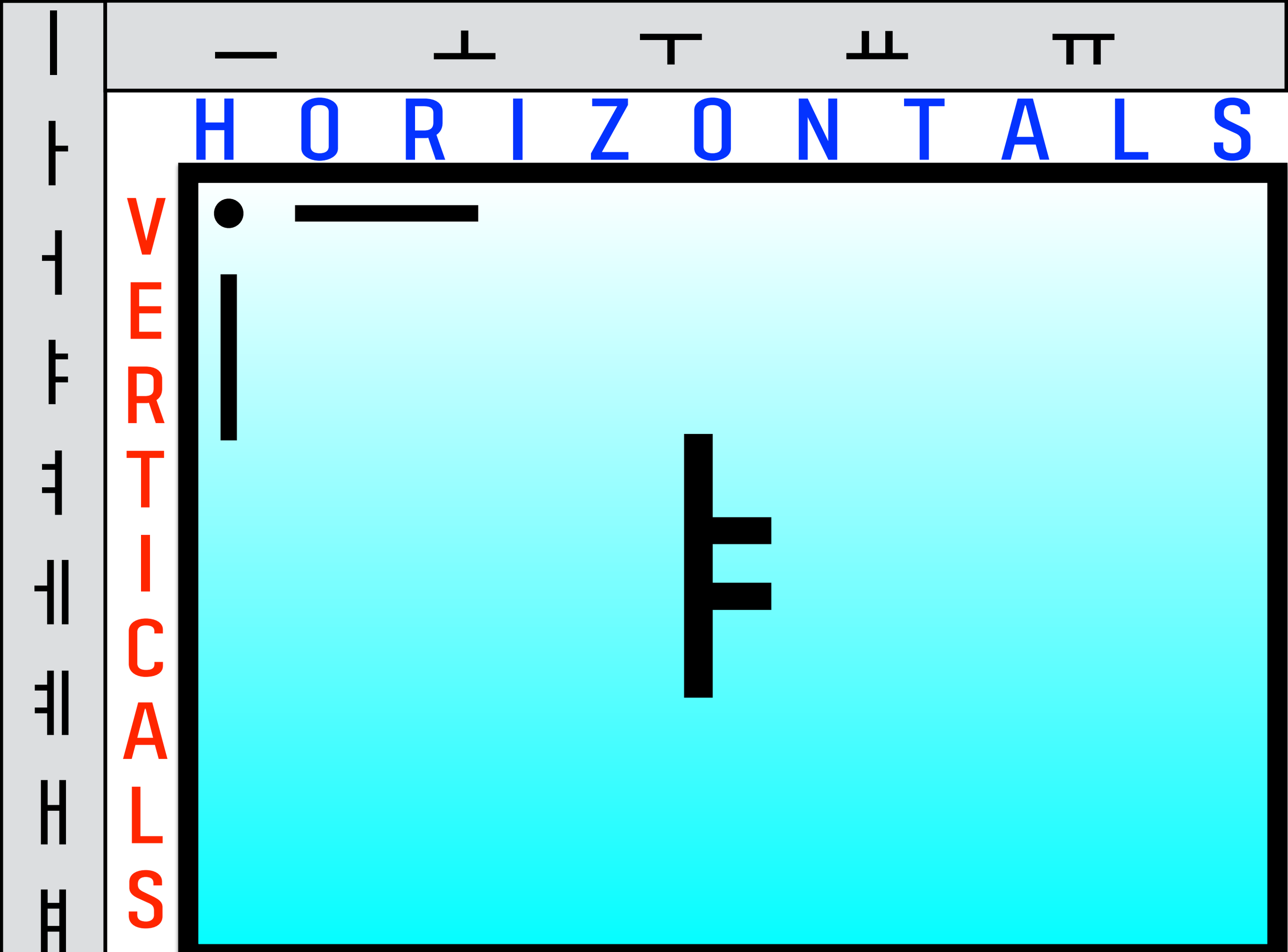

HORIZONTALS

VERTICALS

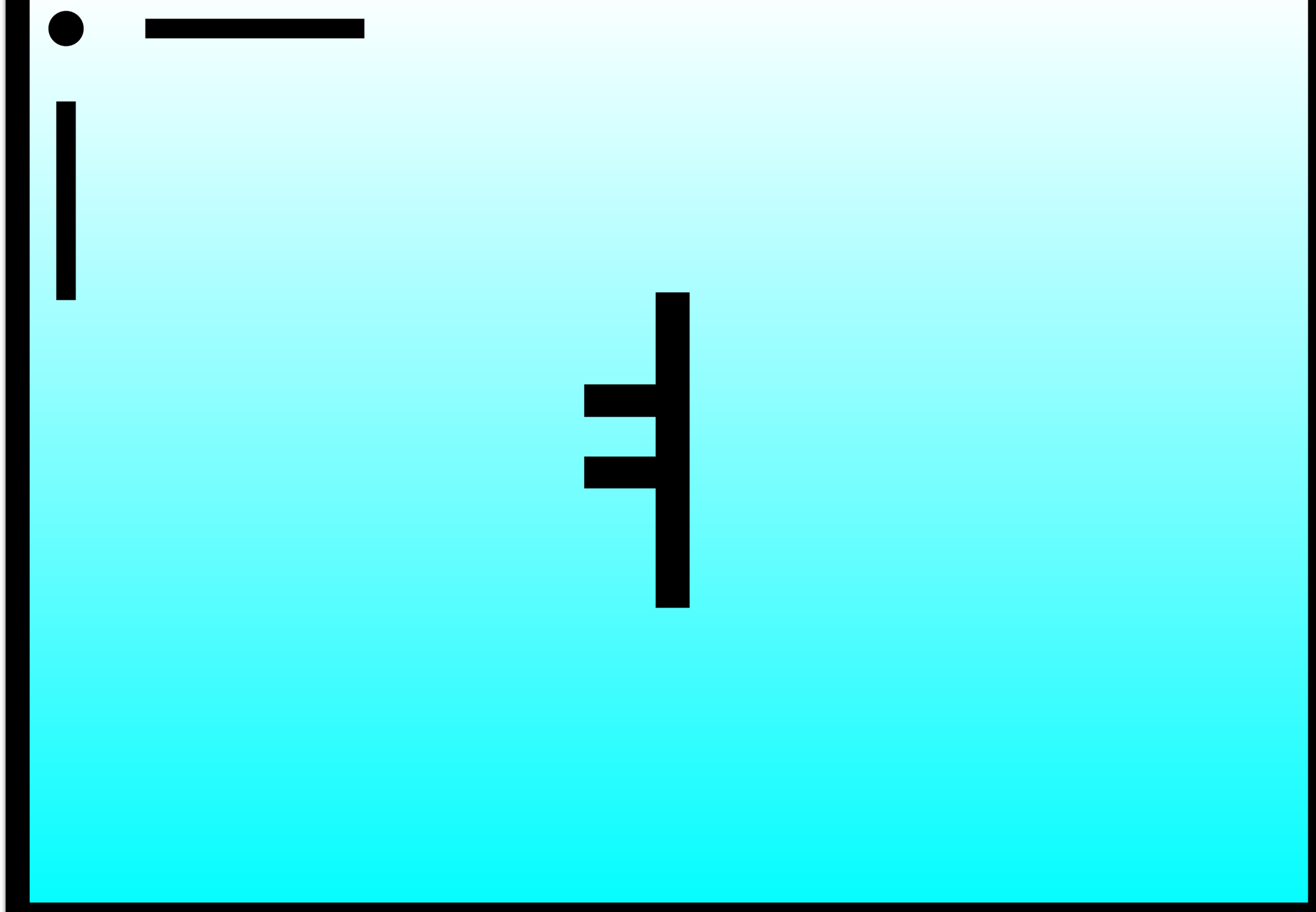

HORIZONTALS

VERTICALS

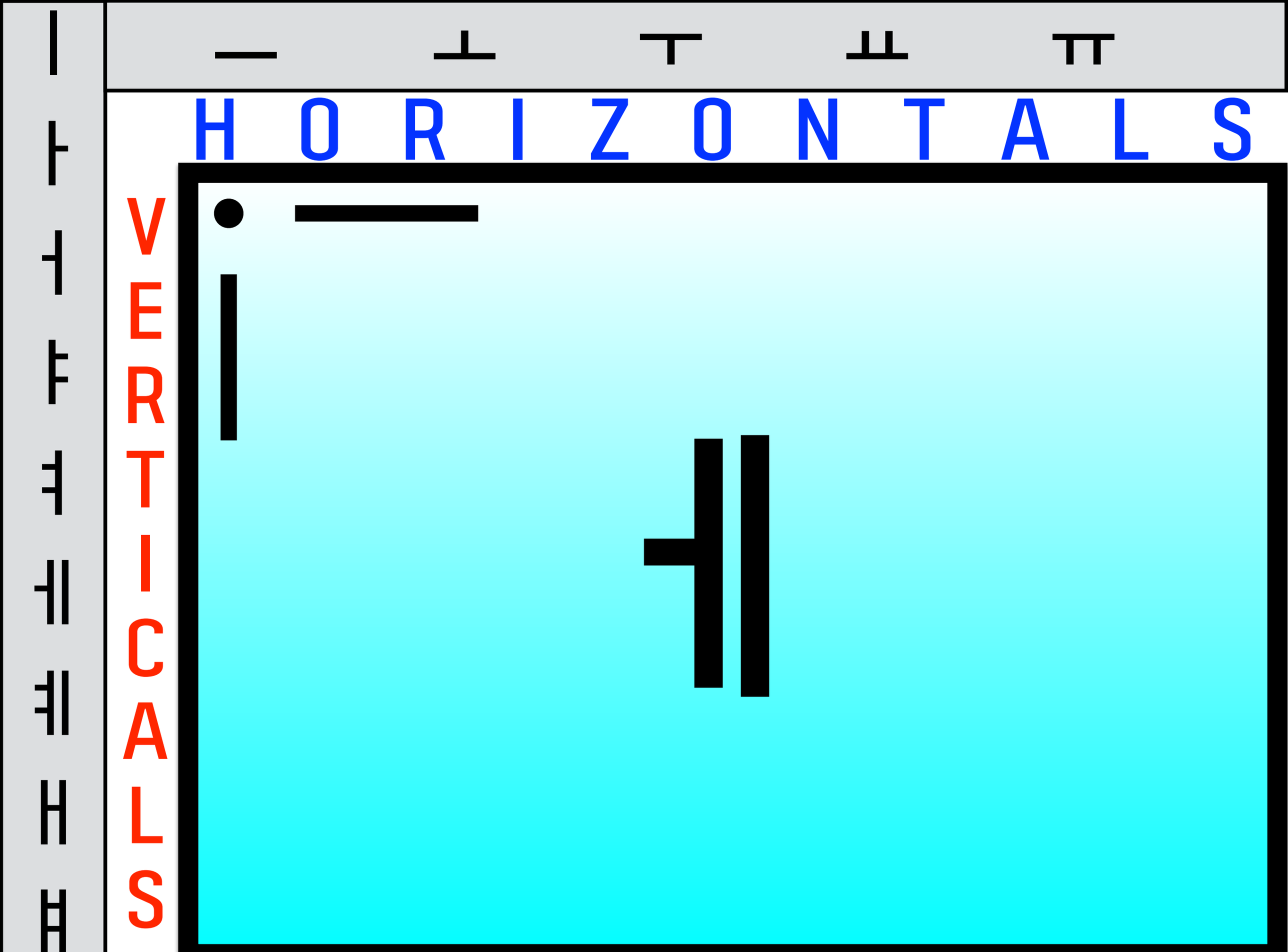

HORIZONTALS

VERTICALS

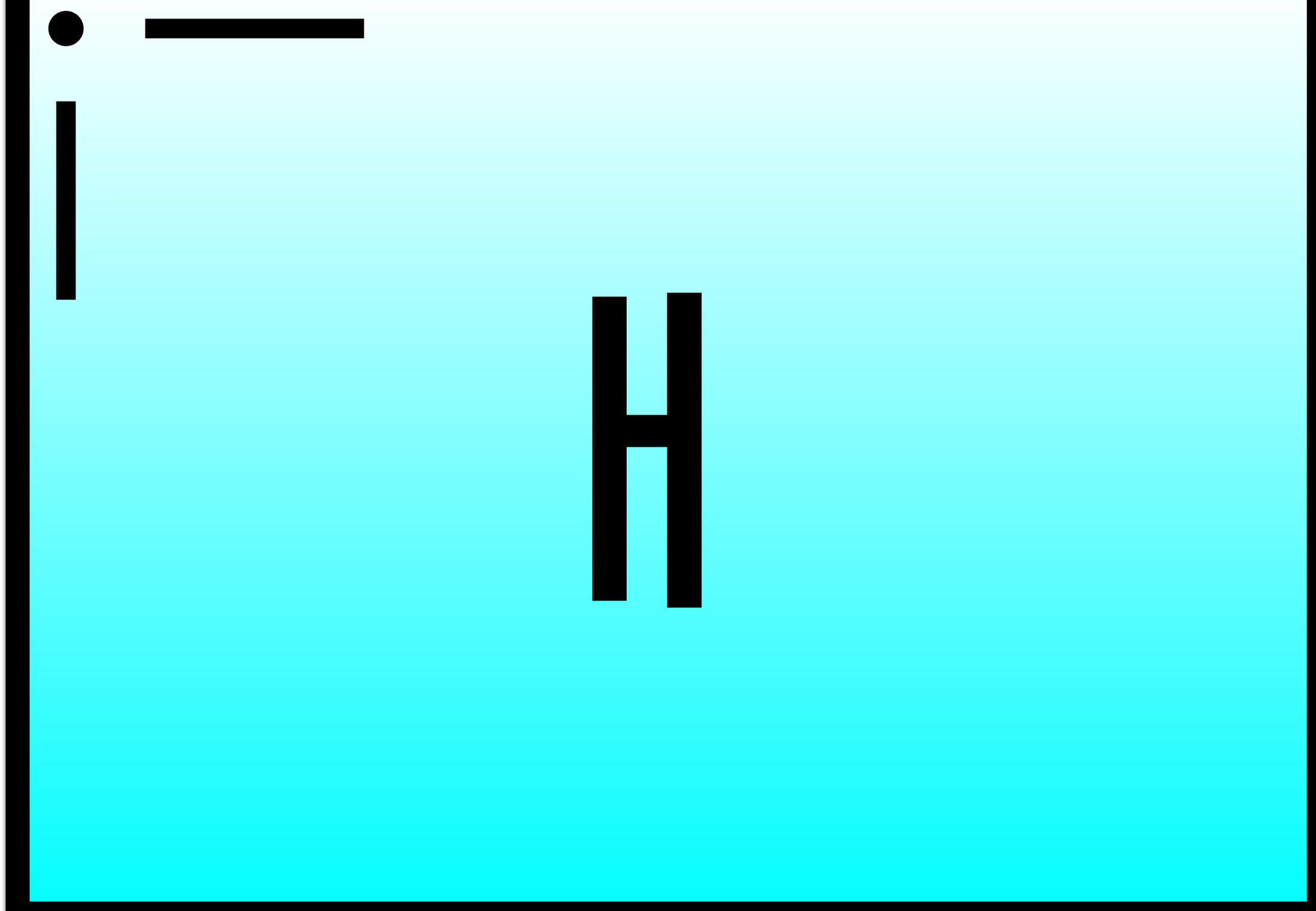

HORIZONTALS

VERTICALS



HORIZONTALS

VERTICALS

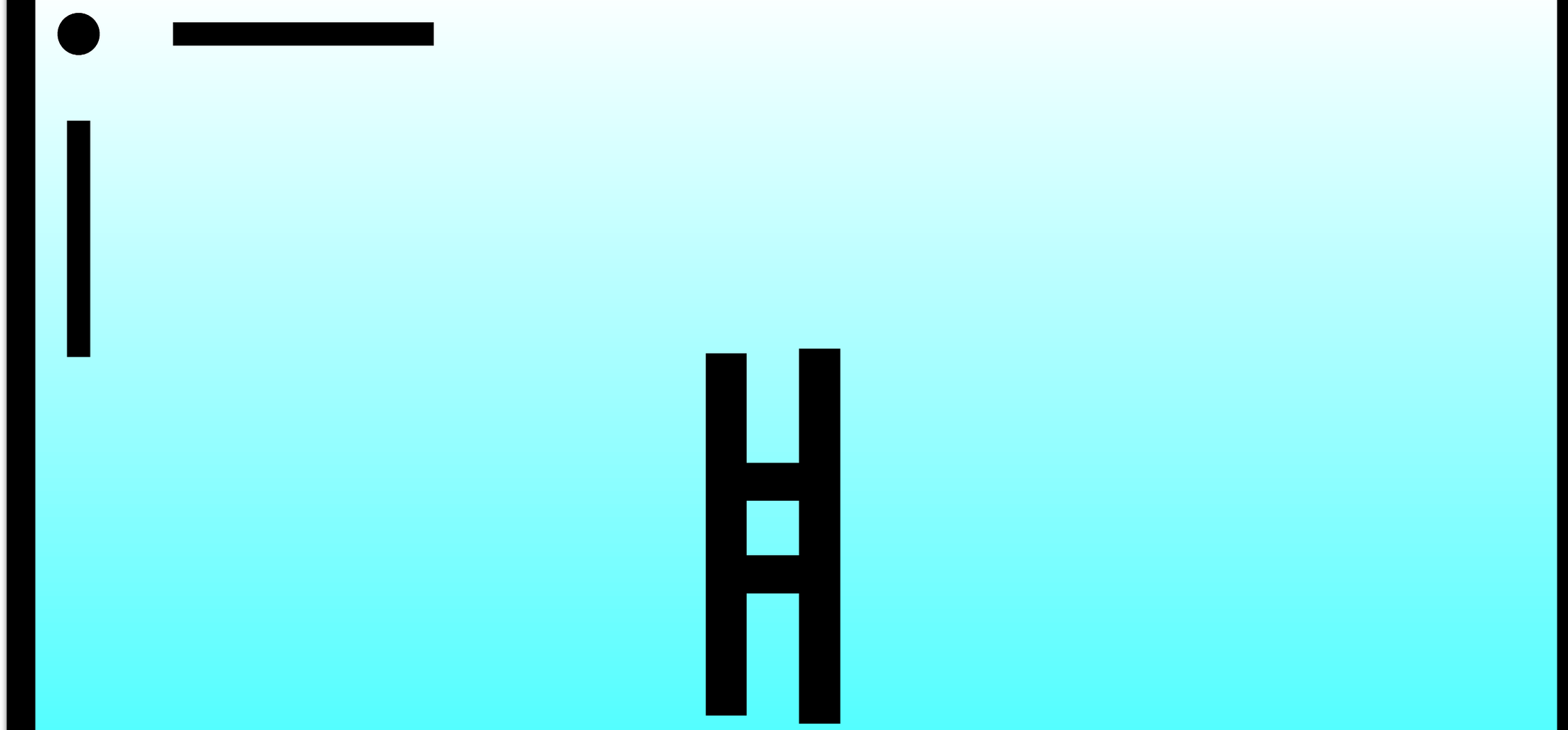

HORIZONTALS

VERTICALS

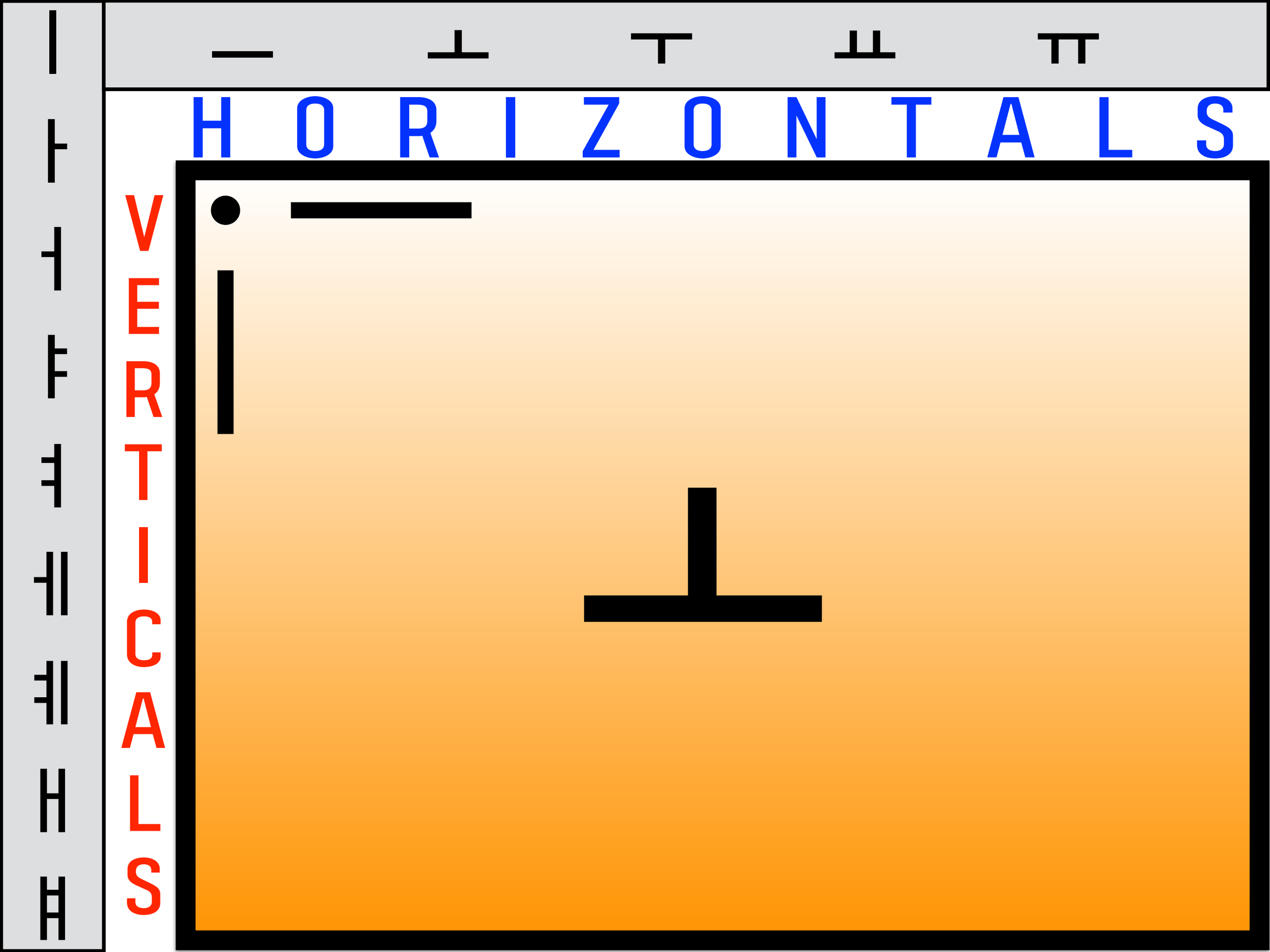

HORIZONTALS

VERTICALS

HORIZONTALS

VERTICALS

HORIZONTALS

VERTICALS

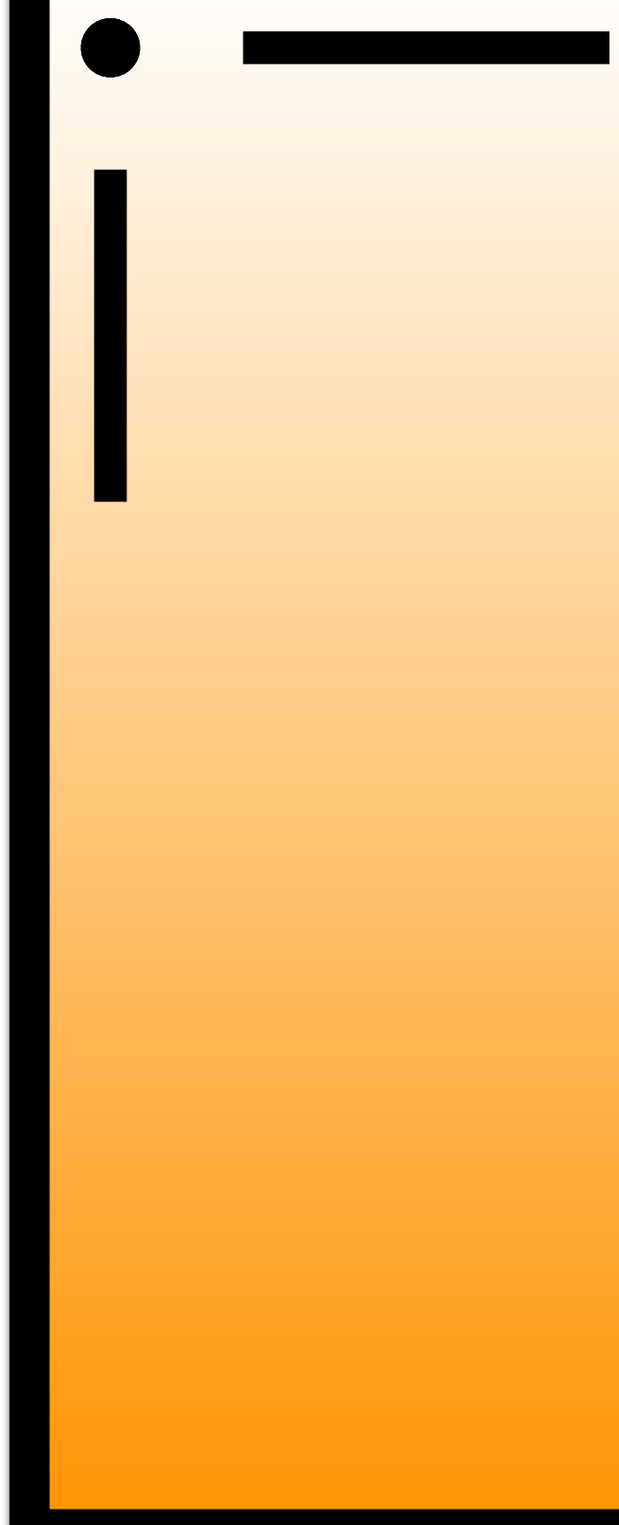

ㄱ	“g”	ㄲ	“k”					
ㄴ	“n”	ㄷ	“d”	ㅌ	“t”	ㄹ	“rl”	
ㅁ	“m”	ㅂ	“b”	ㅍ	“p”			
ㅅ	“s”	ㅈ	“j”	ㅊ	“ch”			
ㅇ	“ ”	ㅎ	“h”					

line=air → line=air → change line

CONSONANTS

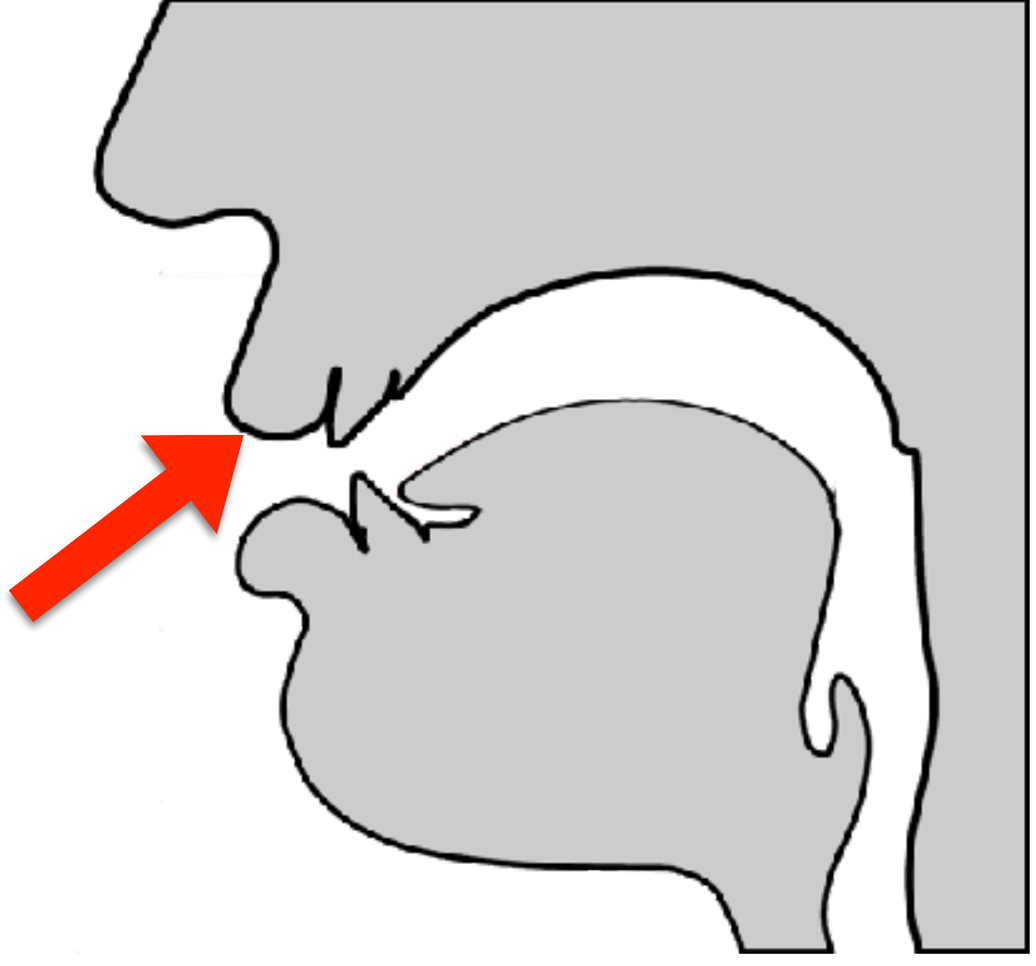

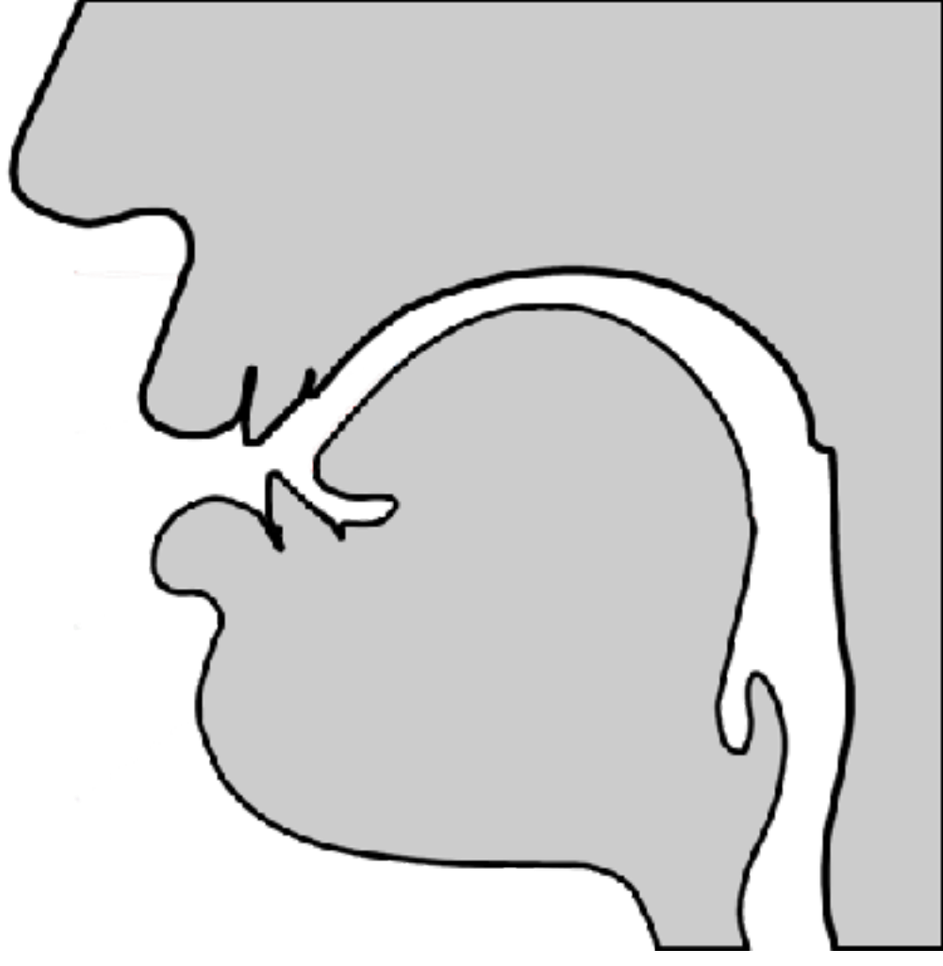

ㄱ	“g”	ㅋ	“k”				
ㄴ	“n”	ㄷ	“d”	ㅌ	“t”	ㄹ	“rl”
ㅁ	“m”	ㅂ	“b”	ㅍ	“p”		
ㅅ	“s”	ㅈ	“j”	ㅊ	“ch”		
ㅇ	“ ”	ㅎ	“h”				

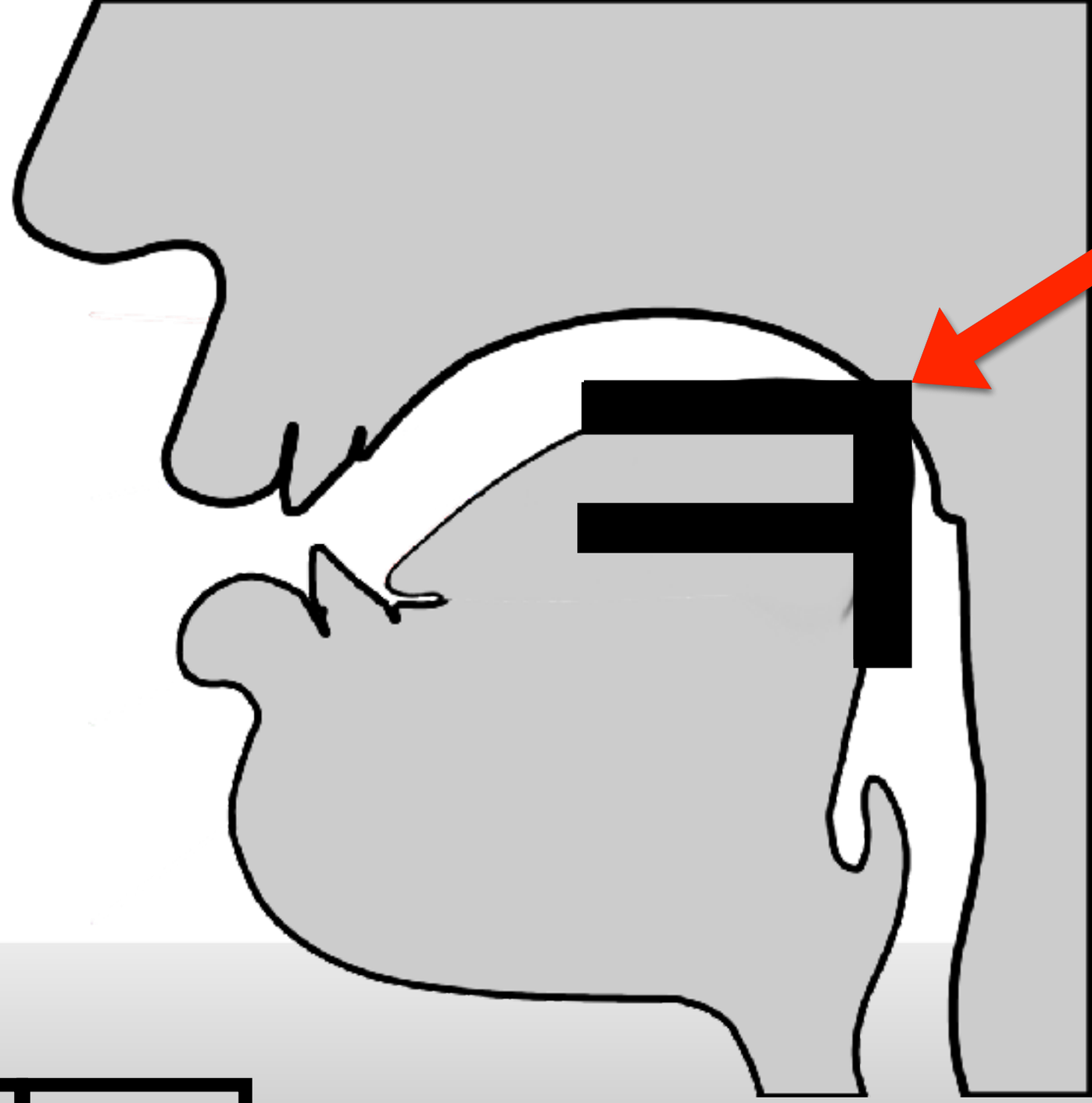

ㄱ	“g”	ㅋ	“k”	ㅌ	“t”	ㄹ	“rl”
ㄴ	“n”	ㄷ	“d”	ㅍ	“p”		
ㅁ	“m”	ㅂ	“b”	ㅊ	“ch”		
ㅅ	“s”	ㅈ	“j”				
ㅇ	“ ”	ㅎ	“h”				

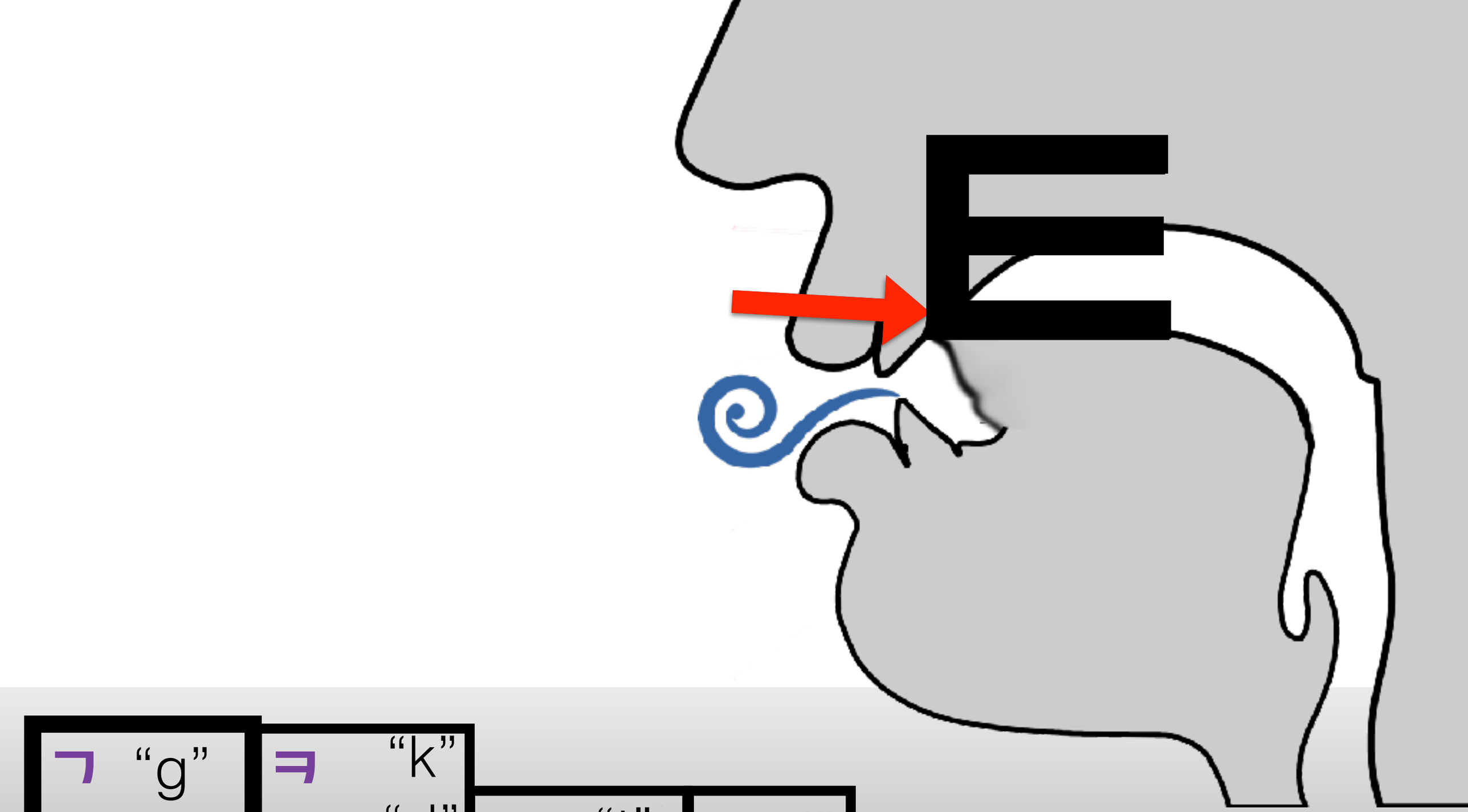

ㄱ	“g”	ㅋ	“k”	ㅌ	“t”	ㄹ	“rl”
ㄴ	“n”	ㄷ	“d”	ㅍ	“p”		
ㅁ	“m”	ㅂ	“b”	ㅊ	“ch”		
ㅅ	“s”	ㅈ	“j”				
ㅇ	“ ”	ㅎ	“h”				

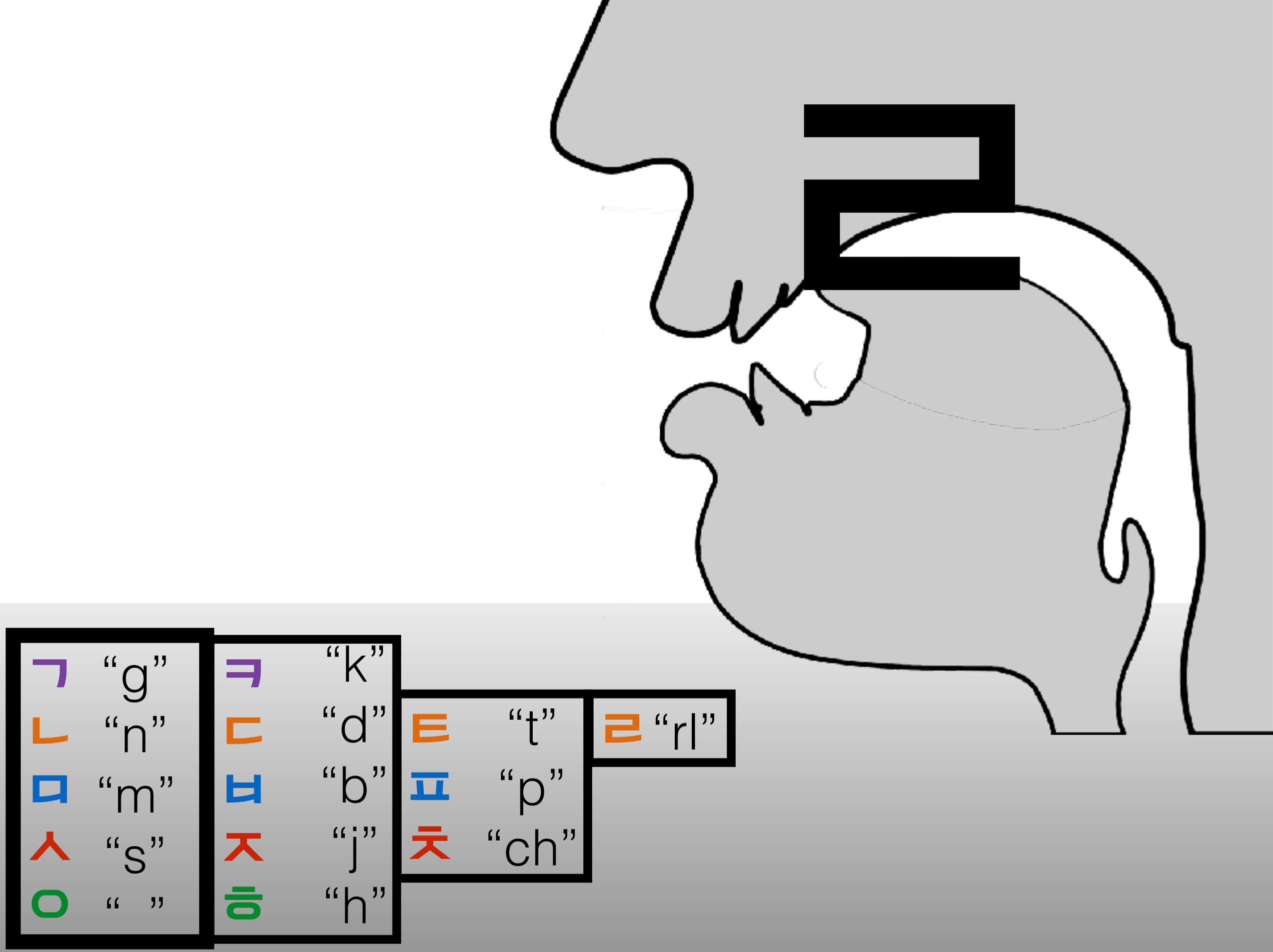
ㄱ “g”
ㄴ “n”
ㅁ “m”
ㅅ “s”
ㅇ “ ”
ㅋ “k”
ㄷ “d”
ㅂ “b”
ㅈ “j”
ㅎ “h”
ㅌ “t”
ㅍ “p”
ㅊ “ch”
ㄹ “rl”

2

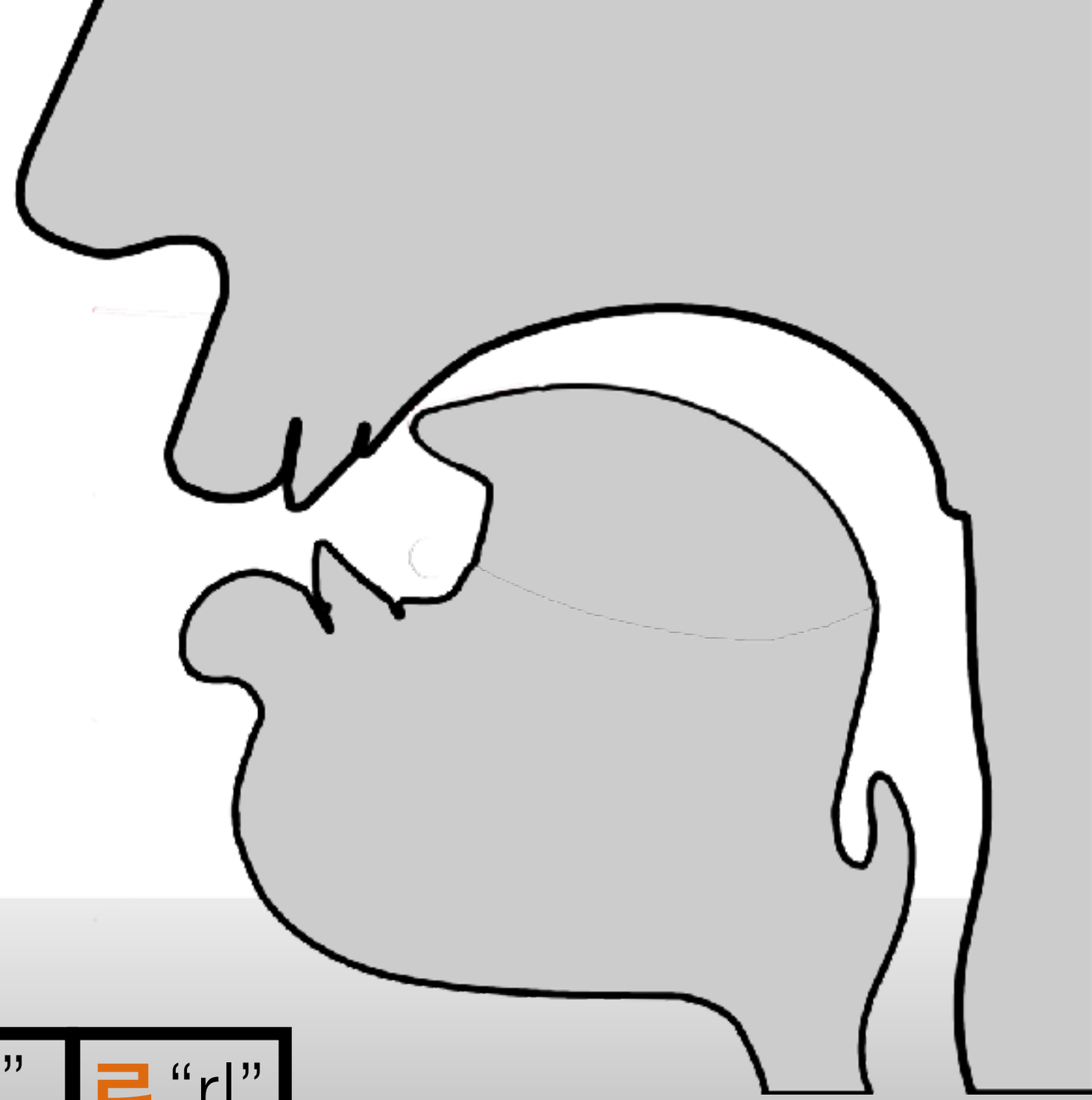

ㄱ	“g”	ㅋ	“k”				
ㄴ	“n”	ㄷ	“d”	ㅌ	“t”	ㄹ	“rl”
ㅁ	“m”	ㅂ	“b”	ㅍ	“p”		
ㅅ	“s”	ㅈ	“j”	ㅊ	“ch”		
ㅇ	“ ”	ㅎ	“h”				

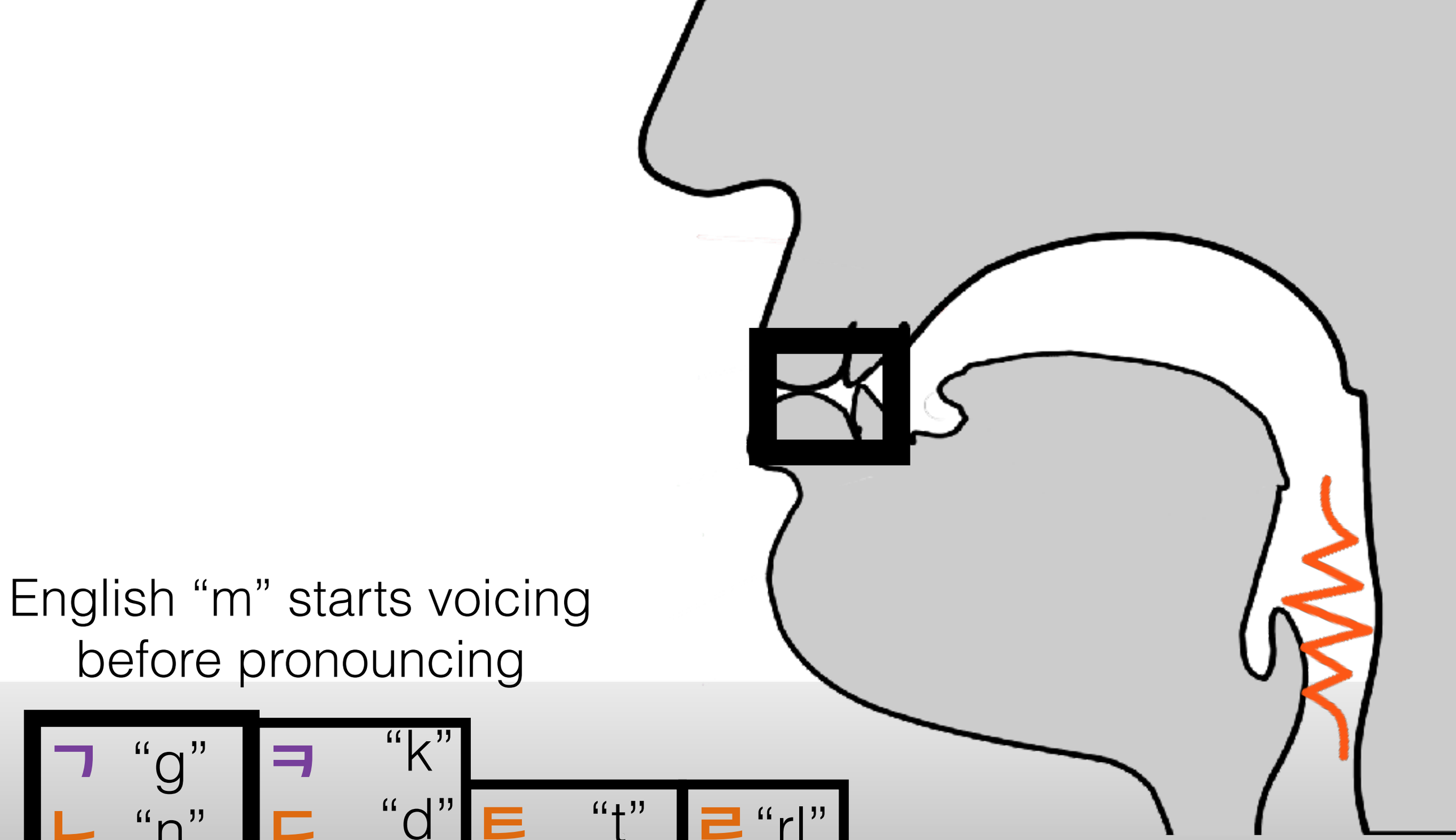

English “m” starts voicing
before pronouncing

ㄱ	“g”	ㅋ	“k”				
ㄴ	“n”	ㄷ	“d”	ㅌ	“t”	ㄹ	“rl”
ㅁ	“m”	ㅂ	“b”	ㅍ	“p”		
ㅅ	“s”	ㅈ	“j”	ㅊ	“ch”		
ㅇ	“ ”	ㅎ	“h”				

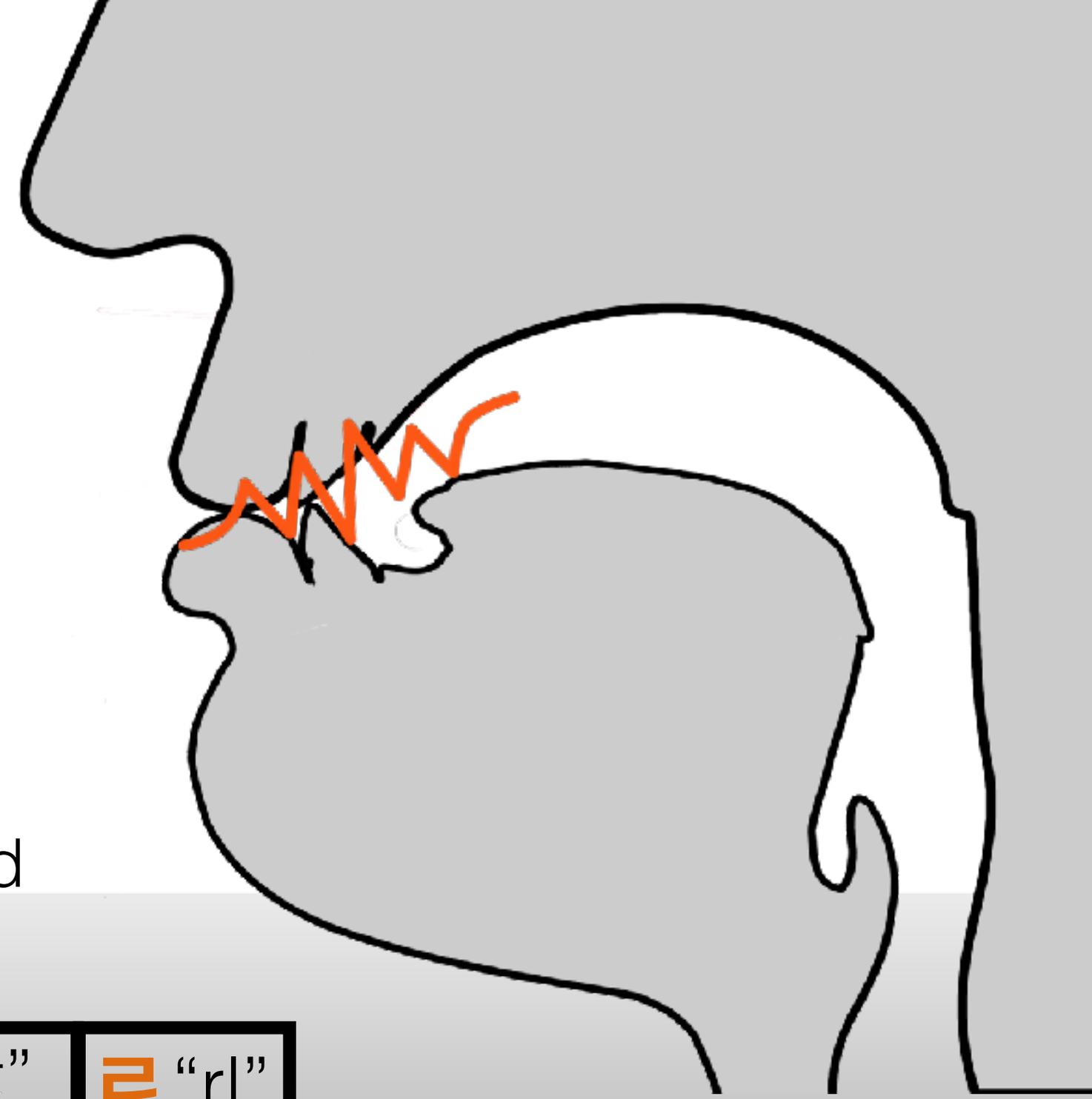

Korean “m” starts voicing
at the time it is pronounced

ㄱ	“g”	ㅋ	“k”	ㅌ	“t”	ㄹ	“rl”
ㄴ	“n”	ㄷ	“d”	ㅍ	“p”		
ㅁ	“m”	ㅂ	“b”	ㅊ	“ch”		
ㅅ	“s”	ㅈ	“j”				
ㅇ	“ ”	ㅎ	“h”				

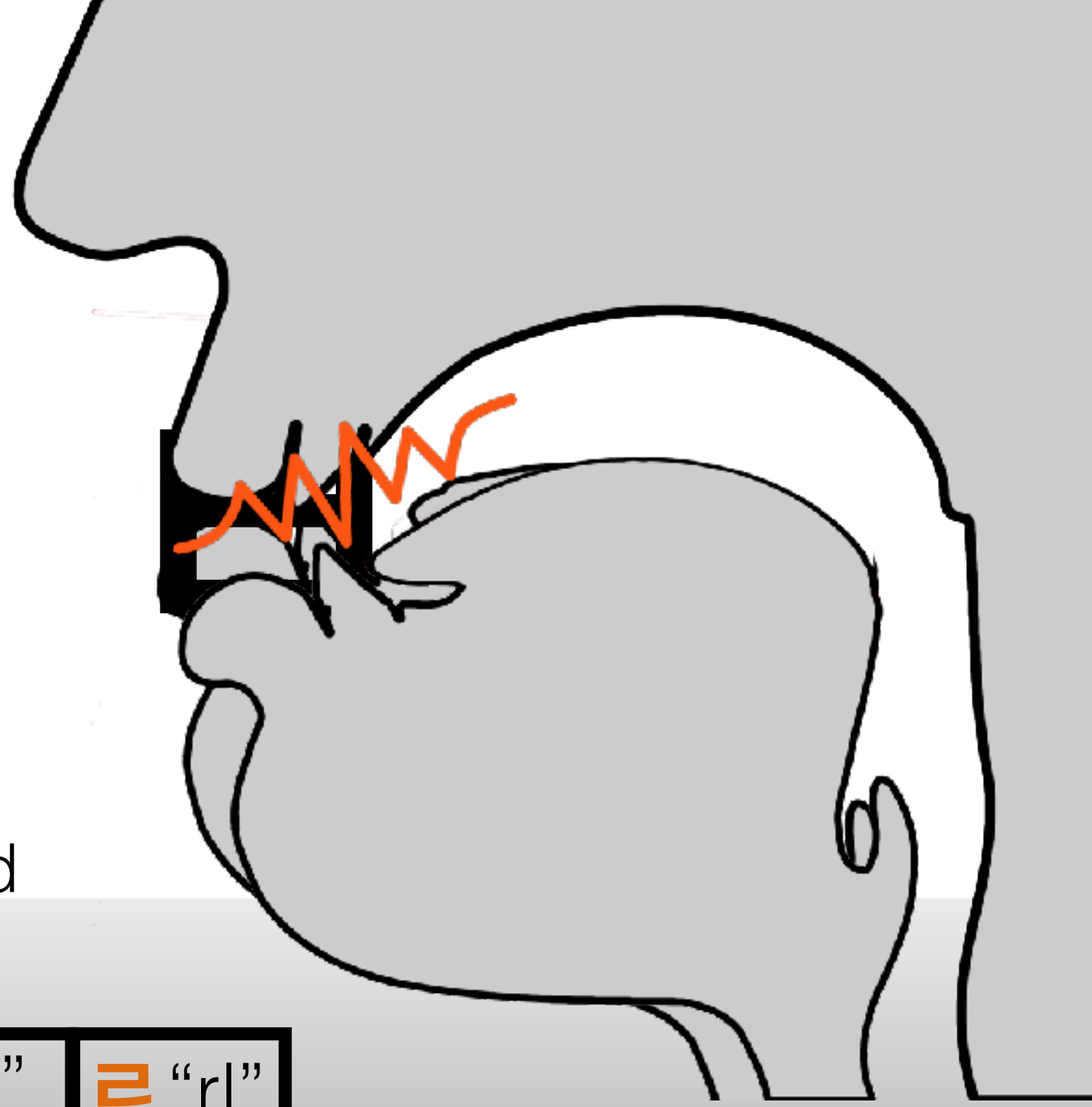

Korean “**b**” starts voicing
at the time it is pronounced

ㄱ	“g”	ㅋ	“k”	ㅌ	“t”	ㄹ	“rl”
ㄴ	“n”	ㄷ	“d”	ㅍ	“p”		
ㅁ	“m”	ㅂ	“b”	ㅊ	“ch”		
ㅅ	“s”	ㅈ	“j”				
ㅇ	“ ”	ㅎ	“h”				

ㅂ

Korean “**b**” **also** starts voicing at the time it is pronounced

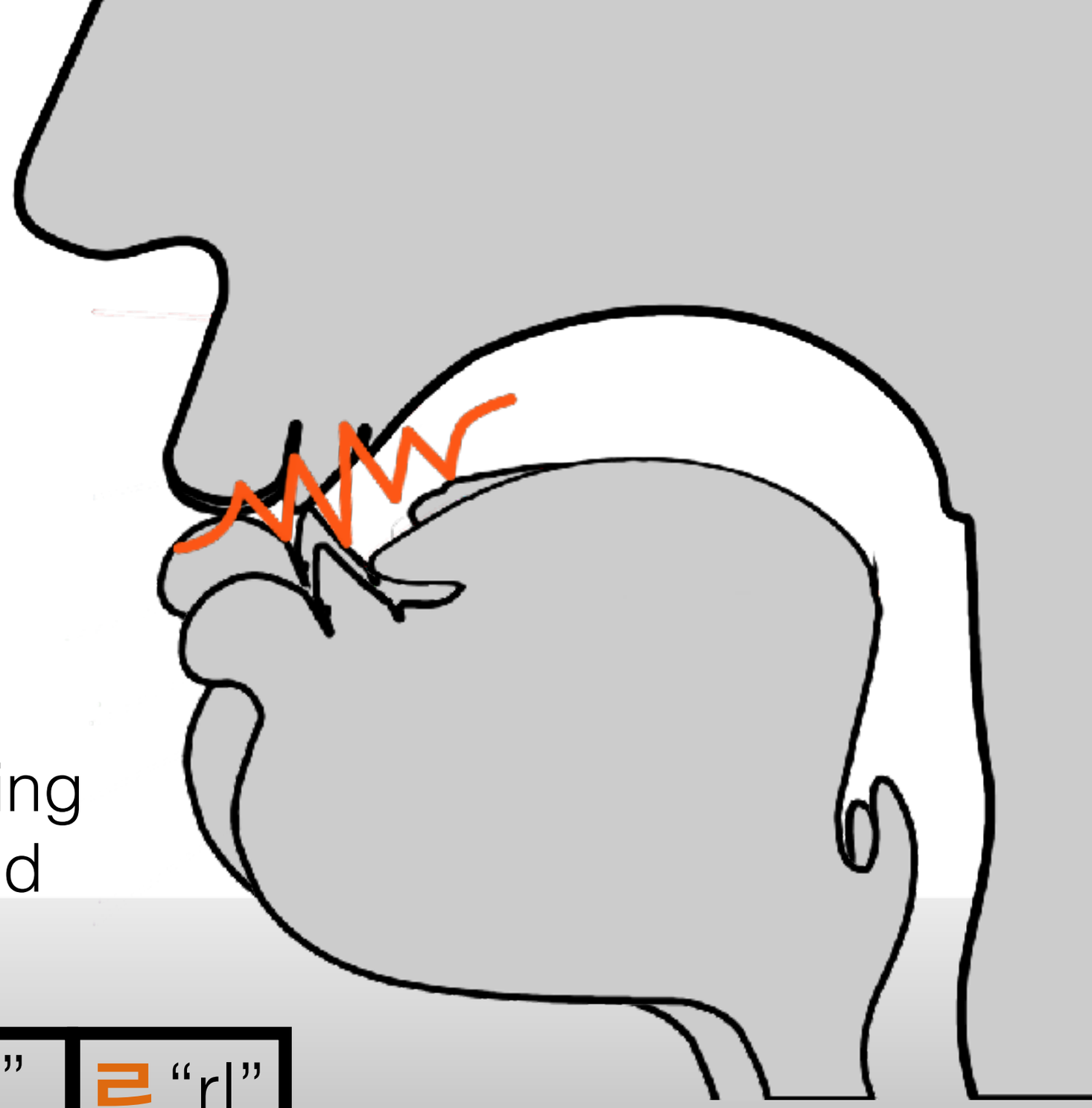

ㄱ	“g”	ㅋ	“k”				
ㄴ	“n”	ㄷ	“d”	ㅌ	“t”	ㄹ	“rl”
ㅁ	“m”	ㅂ	“b”	ㅍ	“p”		
ㅅ	“s”	ㅈ	“j”	ㅊ	“ch”		
ㅇ	“ ”	ㅎ	“h”				

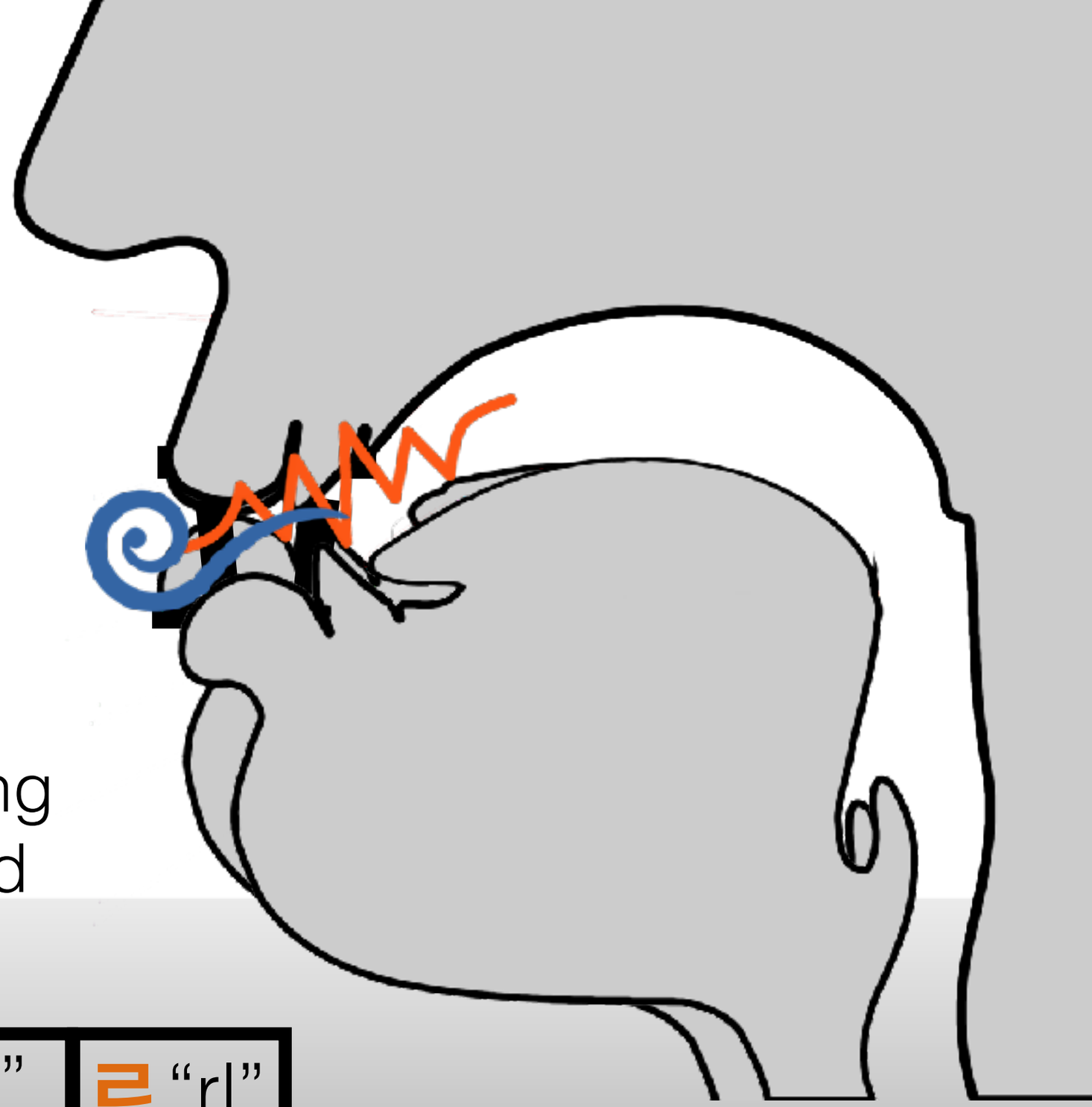

Korean “**p**” **too** starts voicing
at the time it is pronounced

ㄱ	“g”	ㅋ	“k”	ㅌ	“t”	ㄹ	“rl”
ㄴ	“n”	ㄷ	“d”	ㅍ	“p”		
ㅁ	“m”	ㅂ	“b”	ㅊ	“ch”		
ㅅ	“s”	ㅈ	“j”				
ㅇ	“ ”	ㅎ	“h”				

ㅍ

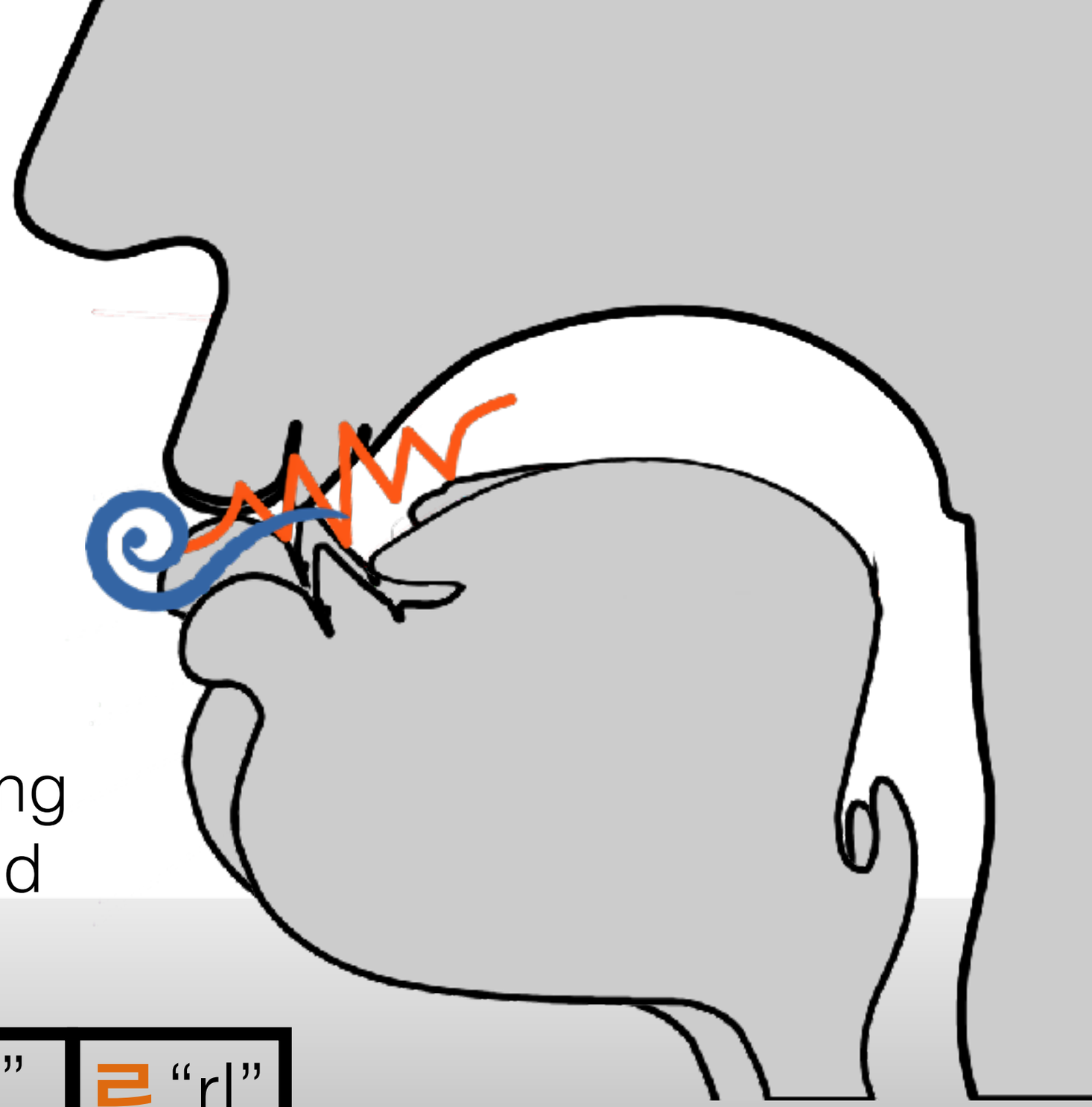

Korean “**p**” **too** starts voicing at the time it is pronounced

ㄱ	“g”	ㅋ	“k”				
ㄴ	“n”	ㄷ	“d”	ㅌ	“t”	ㄹ	“rl”
ㅁ	“m”	ㅂ	“b”	ㅍ	“p”		
ㅅ	“s”	ㅈ	“j”	ㅊ	“ch”		
ㅇ	“ ”	ㅎ	“h”				



More gradual opening of lips

Like a fish opening it's mouth



Light explosive puff of air

Like a light fart



More explosive puff of air

Like a fart that would startle

O____o

ㄱ	"g"	ㅋ	"k"	ㅌ	"t"	ㄹ	"rl"
ㄴ	"n"	ㄷ	"d"	ㅍ	"p"		
ㅁ	"m"	ㅂ	"b"	ㅊ	"ch"		
ㅅ	"s"	ㅈ	"j"				
ㅇ	" "	ㅎ	"h"				

ㅅ

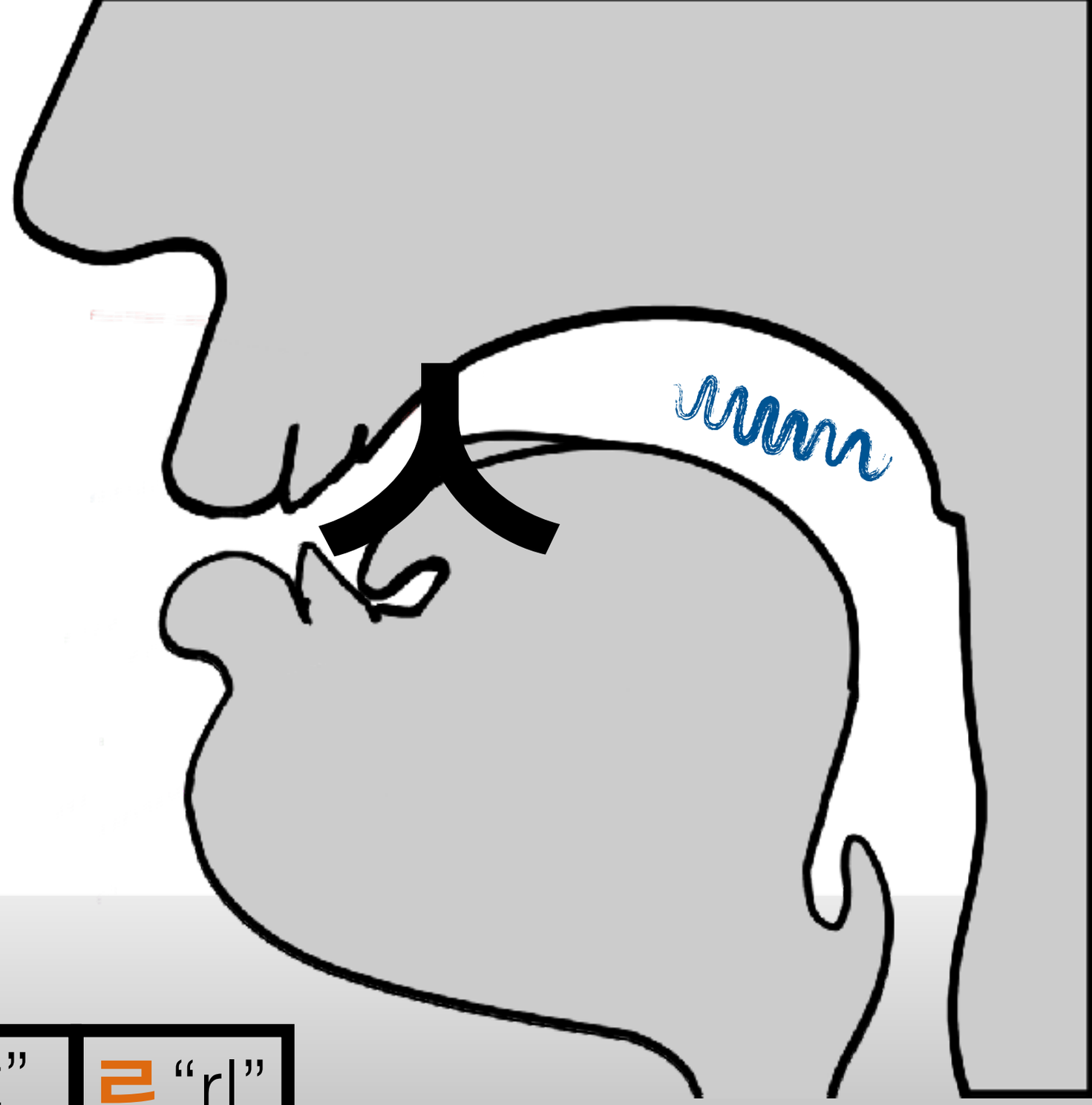

Korean “**s**” is softer than the English “s”

ㄱ	“g”	ㅋ	“k”	ㅌ	“t”	ㄹ	“rl”
ㄴ	“n”	ㄷ	“d”	ㅍ	“p”		
ㅁ	“m”	ㅂ	“b”	ㅊ	“ch”		
ㅅ	“s”	ㅈ	“j”				
ㅇ	“ ”	ㅎ	“h”				

ㅈ

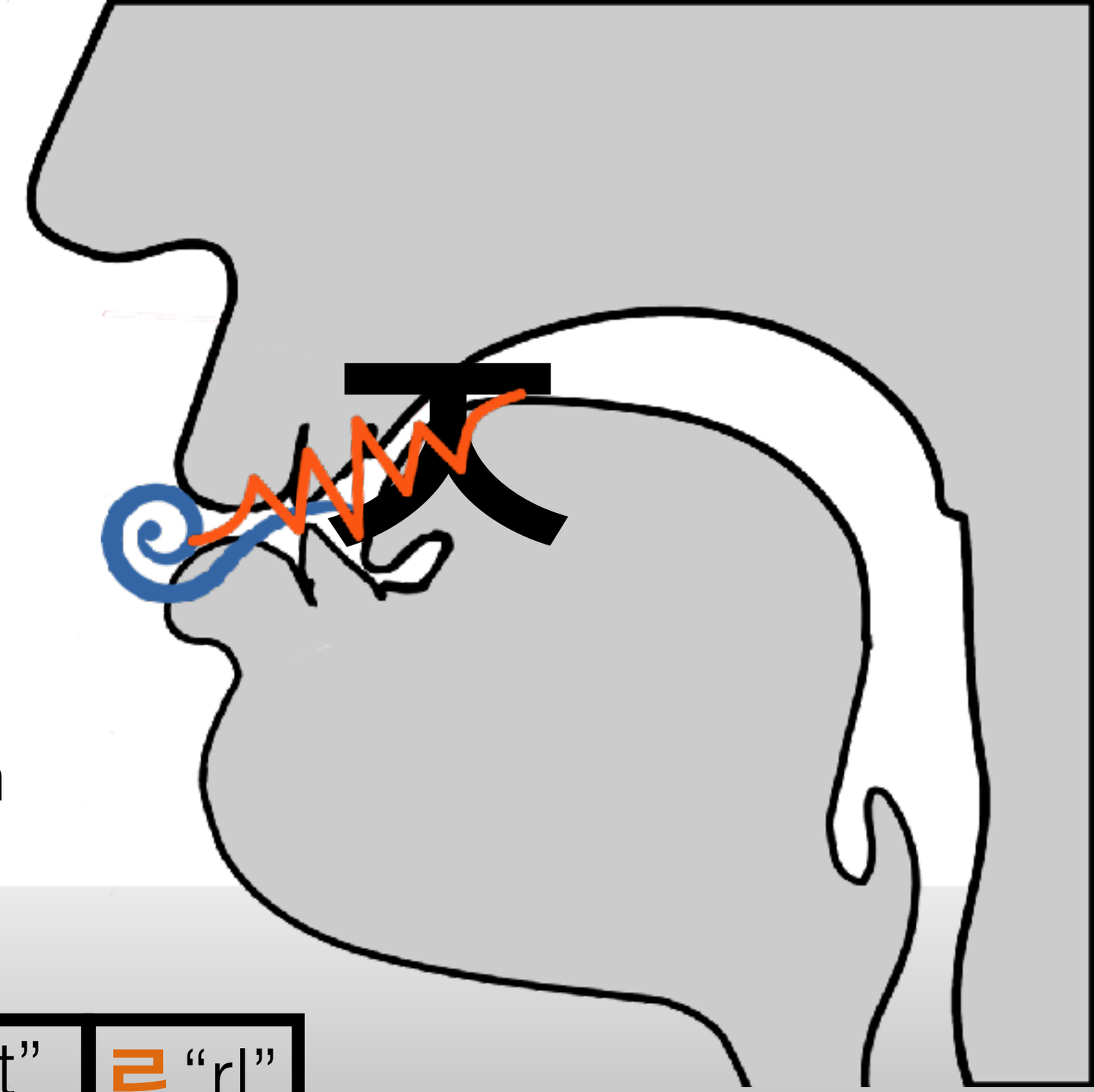

Korean “**j**” is softer than English “j”

ㄱ	“g”	ㅋ	“k”				
ㄴ	“n”	ㄷ	“d”	ㅌ	“t”	ㄹ	“rl”
ㅁ	“m”	ㅂ	“b”	ㅍ	“p”		
ㅅ	“s”	ㅈ	“j”	ㅊ	“ch”		
ㅇ	“ ”	ㅎ	“h”				

ㅊ

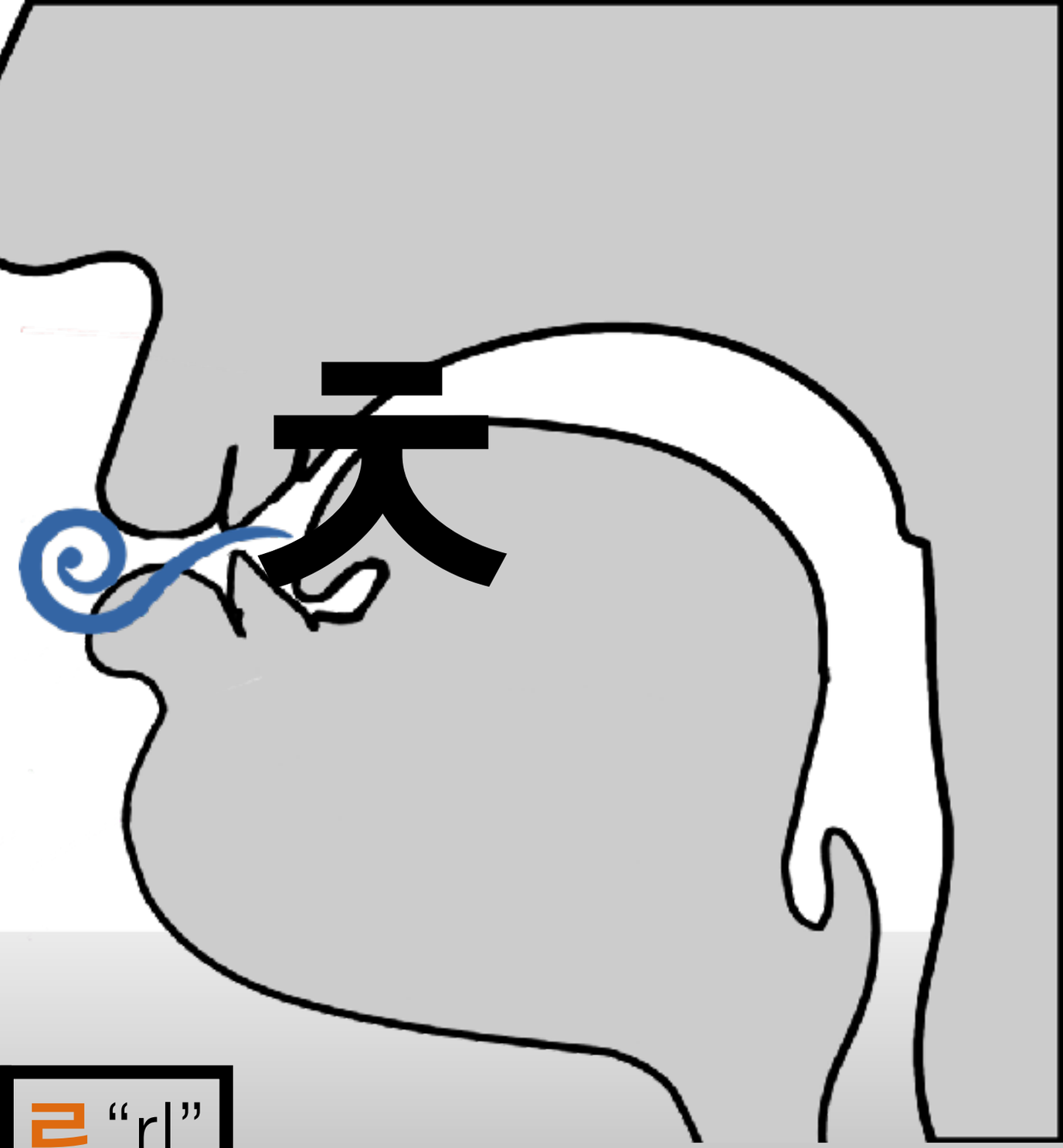

Korean “**ch**” is stronger than the English “ch”

ㄱ	“g”	ㅋ	“k”				
ㄴ	“n”	ㄷ	“d”	ㅌ	“t”	ㄹ	“rl”
ㅁ	“m”	ㅂ	“b”	ㅍ	“p”		
ㅅ	“s”	ㅈ	“j”	ㅊ	“ch”		
ㅇ	“ ”	ㅎ	“h”				

ㅇ

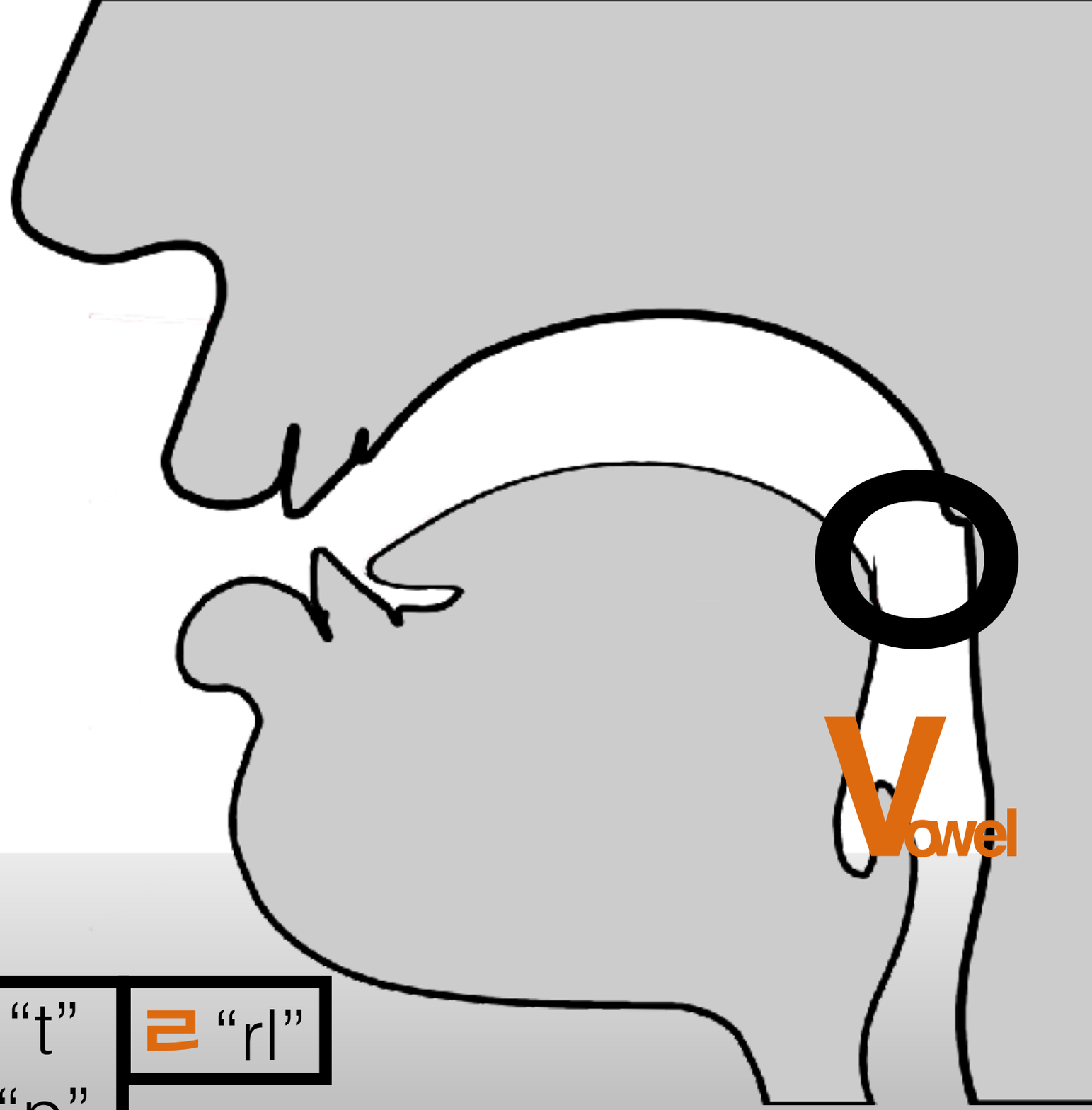

ㄱ	“g”	ㅋ	“k”	ㅌ	“t”	ㄹ	“rl”
ㄴ	“n”	ㄷ	“d”	ㅍ	“p”		
ㅁ	“m”	ㅂ	“b”	ㅊ	“ch”		
ㅅ	“s”	ㅈ	“j”				
ㅇ	“ ”	ㅎ	“h”				

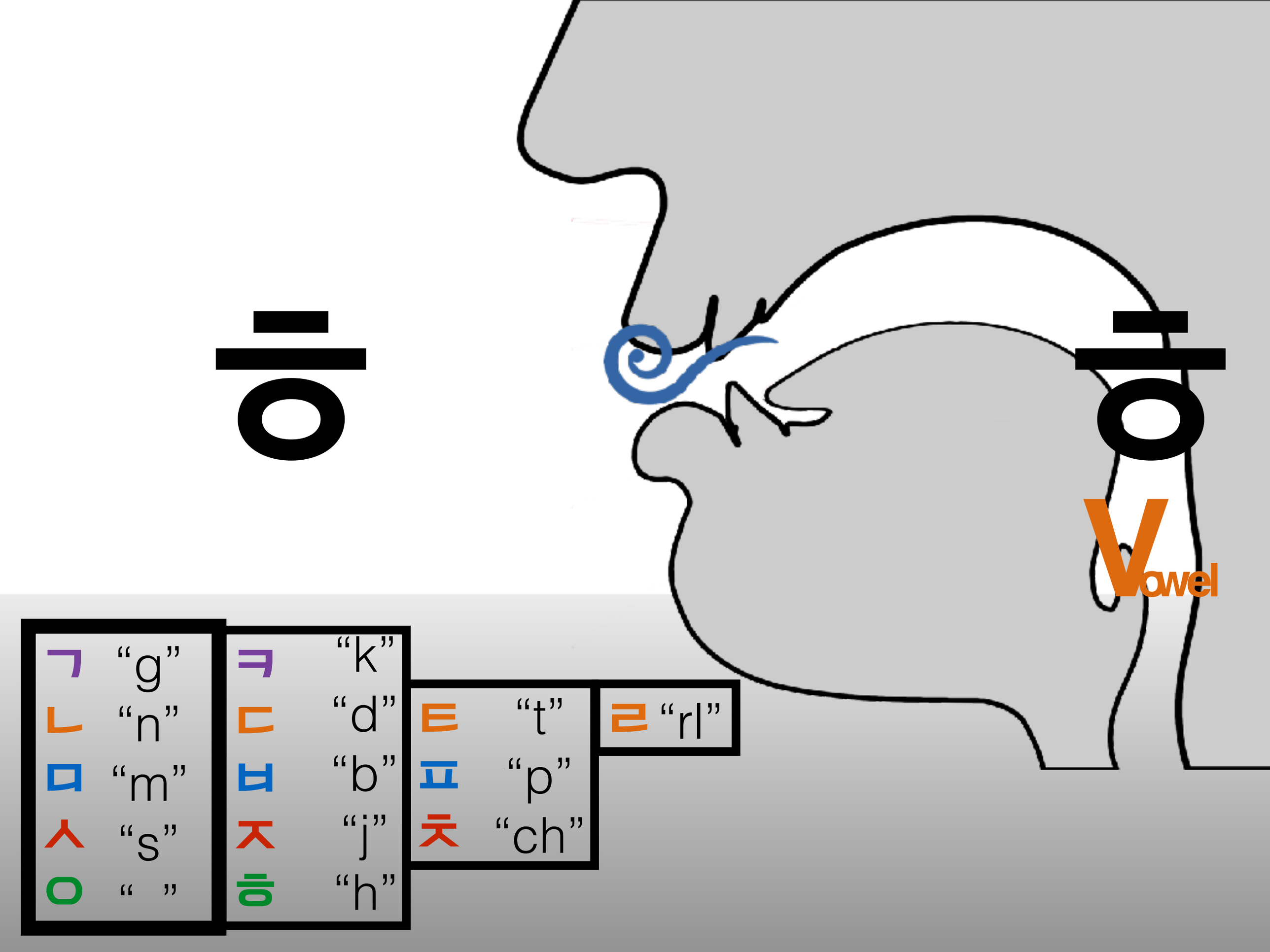
ㅎ
ㅎ
Vowel
ㄱ “g”
ㄴ “n”
ㅁ “m”
ㅅ “s”
ㅇ “ ”
ㅋ “k”
ㄷ “d”
ㅂ “b”
ㅈ “j”
ㅎ “h”
ㅌ “t”
ㅍ “p”
ㅊ “ch”
ㄹ “rl”

Korean Pronunciation

ㄱ ㄲ ㅋ

“g, double g, k”

soft g kg breathy k

pack good

ㄷ ㄸ ㅌ

“d, double d, t”

soft d td breathy t

hit dan

ㅂ ㅃ ㅍ

“b, double b, p”

soft b pb breathy p

top ball

ㅈ ㅉ ㅊ

“j, double j, ch”

soft j chj breathy ch

matt jumps

ㅅ ㅆ

“s, double s”

s/sh s/sh

so/shee hiss/ oh shhh@#!

Korean Letters 한글

ㅁ ㄴ m n

"m n" men

ㅇ ㅎ ___ / ng h

"circle h" placeholder - song

ㄹ

"RdL"

start at d tongue position…

then make R / L

imagine saying ***hell + her*** overlapped

Korean Letters 한글

Korean Vowels= isolate the essential vowel sound & look like lines/ right angles

어 아 c**a**ll ah~

여 야 y**a**w yah

오 우 l**o**hl l**oo**l

요 유 l**yo**hl l**yoo**l

애 에 eh eh

얘 예 yeh yeh

으 이 ee

우+어=워 **wa**ll

오+아=와 wah

우+이=위 wee

오+이=외 **we**t

우+에=웨 weh

오+애=왜 weh

으+이=의 ee, eh, ee

Korean Letters 한글

ㄱ

ㄲ

Korean Letters 한글

ㄴ LeaN

ㄷ dee

ㅌ E

ㄹ 2R 2L

Korean Letters 한글

ㅁ

ㅂ

ㅍ

Korean Letters 한글



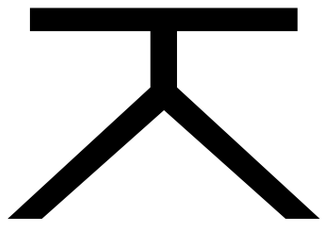



Korean Letters 한글

ㅇ



이

Korean Letters 한글

아

오

Korean Letters 한글

ㅑ Y

ㅒ Y



Korean Letters 한글

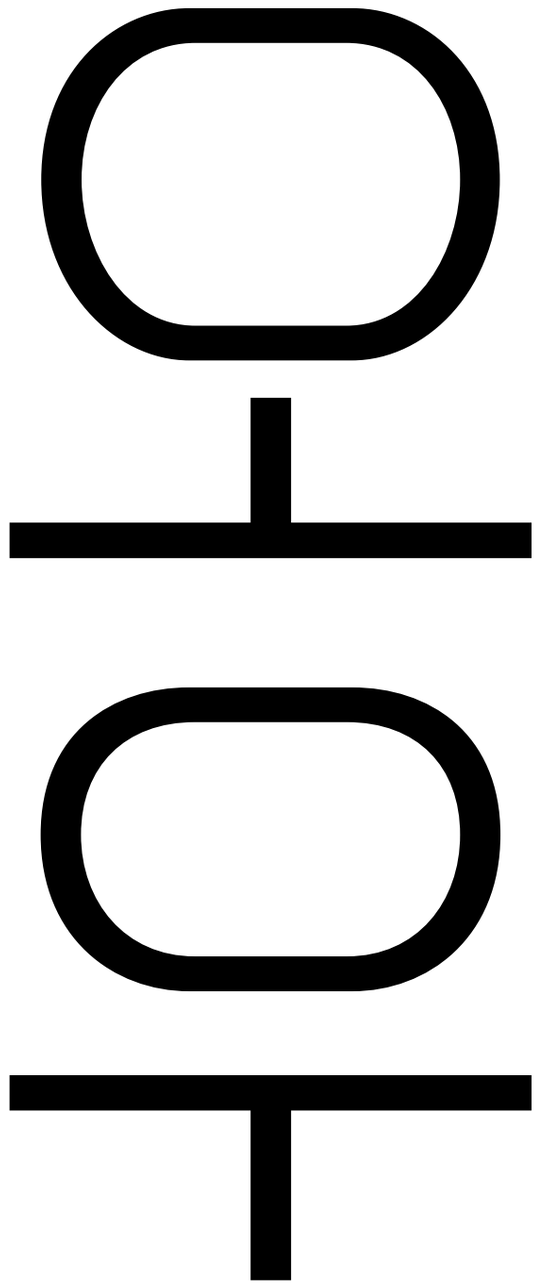



Korean Letters 한글

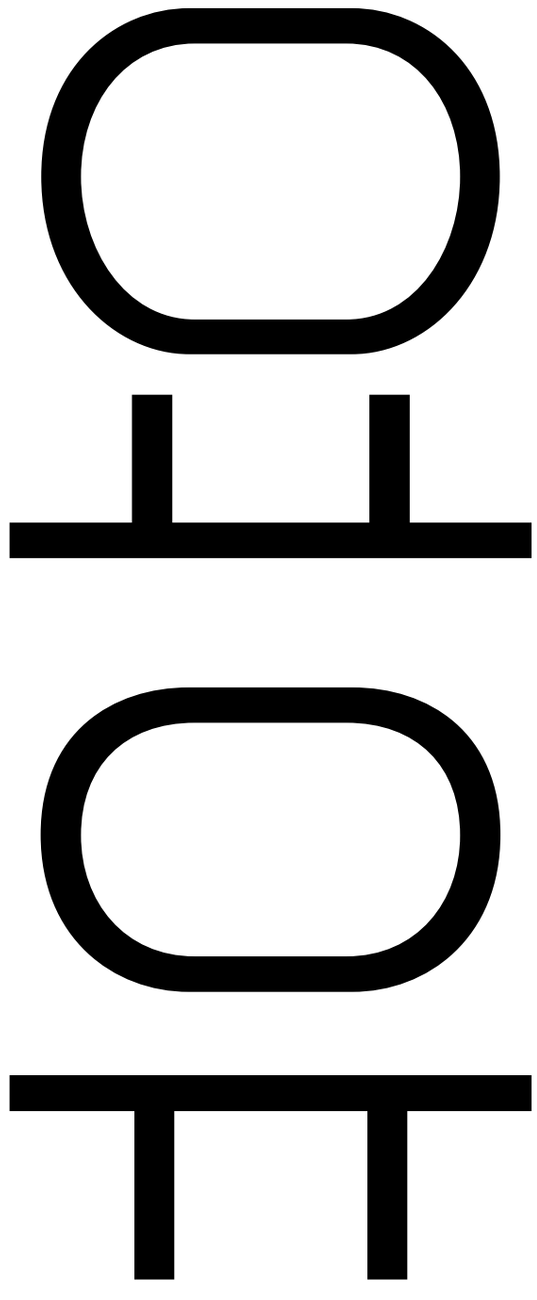





Korean Letters 한글

어

OH



Korean Letters 한글

여



OH



Korean Letters 한글









Korean 한글 Course by MotivateKorean

A 한글 for those who want to learn it right! I made this as a complimentary memrise course to the Korean Foundational Basics course on Udemy: LINK

Created by
motivatekorean

Share Tweet

Levels (6) Difficult words

Edit Course

0 / 123 words learned (0 in long term memory) 0 ignored

Options 0 Learn

Leaderboard

Week Month All Time

More

1
Ready to learn
Korean Vowels Level 1 모음

2
Ready to learn
Korean Consonants Level 1 자음

3
Ready to learn
Meaningful Syllables: Vowel Focus 모음 중심

4
Ready to learn
Meaningful Syllables: Consonant Focus 자음 중심

5
Ready to learn
Two Syllables

6
Ready to learn

Guided Reading Quiz

한글

Korean Letters 한글

Syllable Construction



사 살 삶

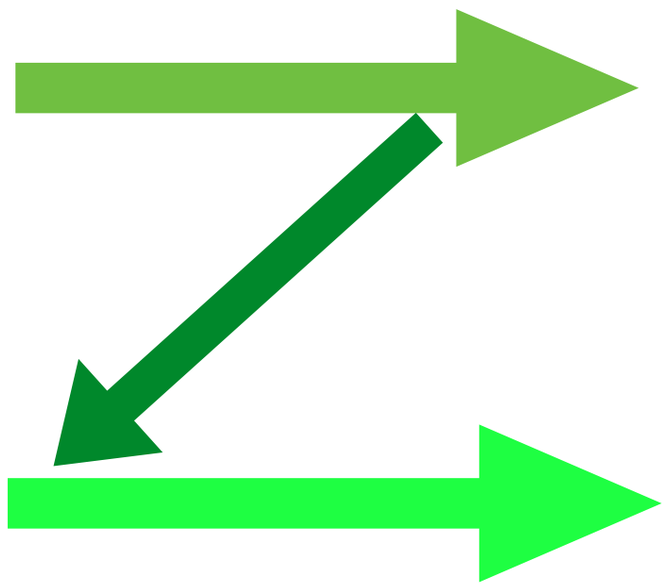

Korean Letters 한글

Syllable Connection

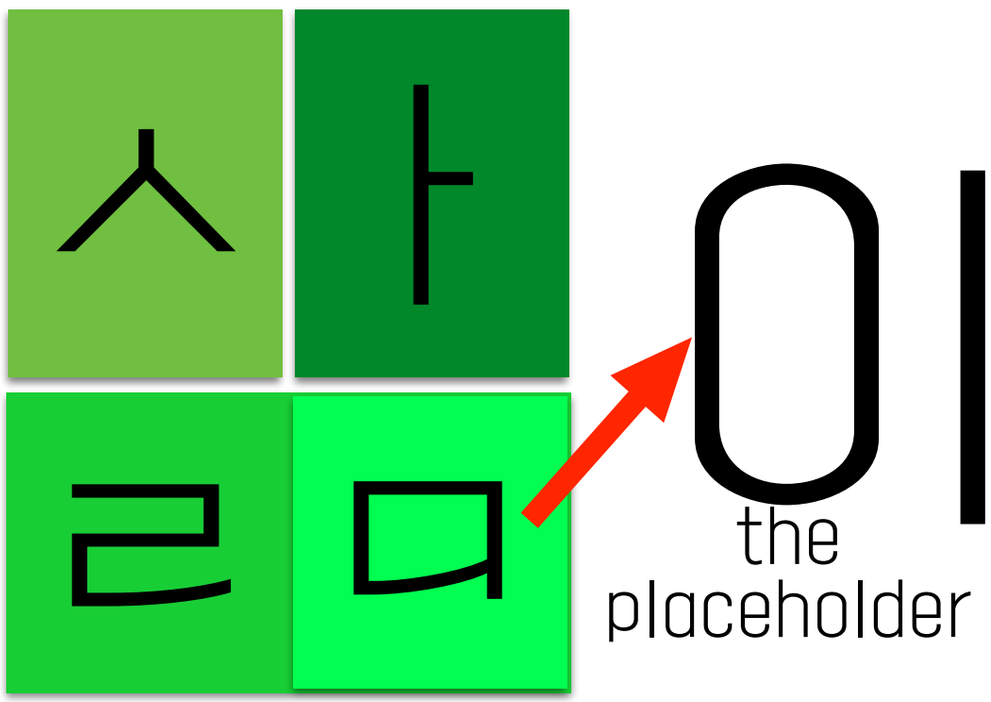

삶이=살미

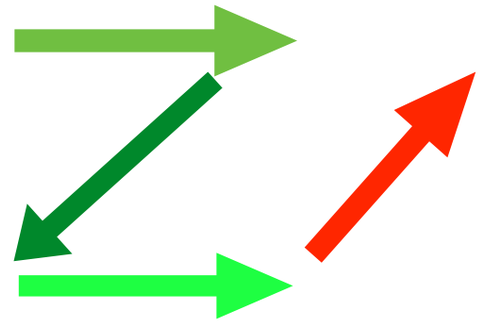

Korean Letters 한글

Syllable Connection

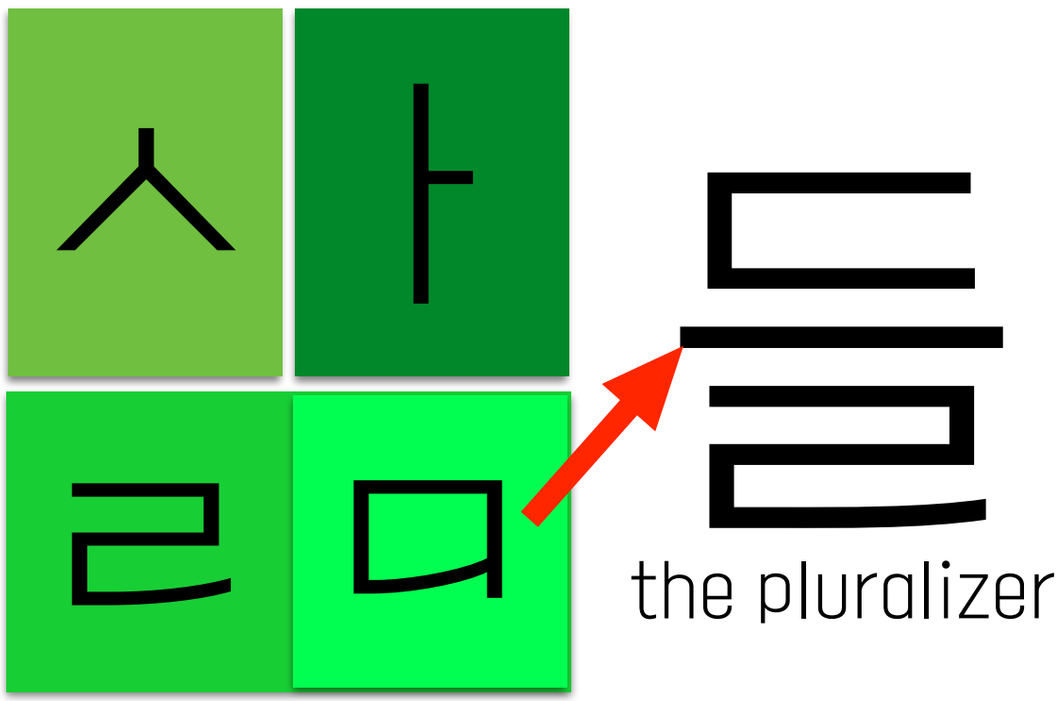

삶들 = 삶들

ㅁㄷ

md

Korean Letters 한글

Syllable Practice:

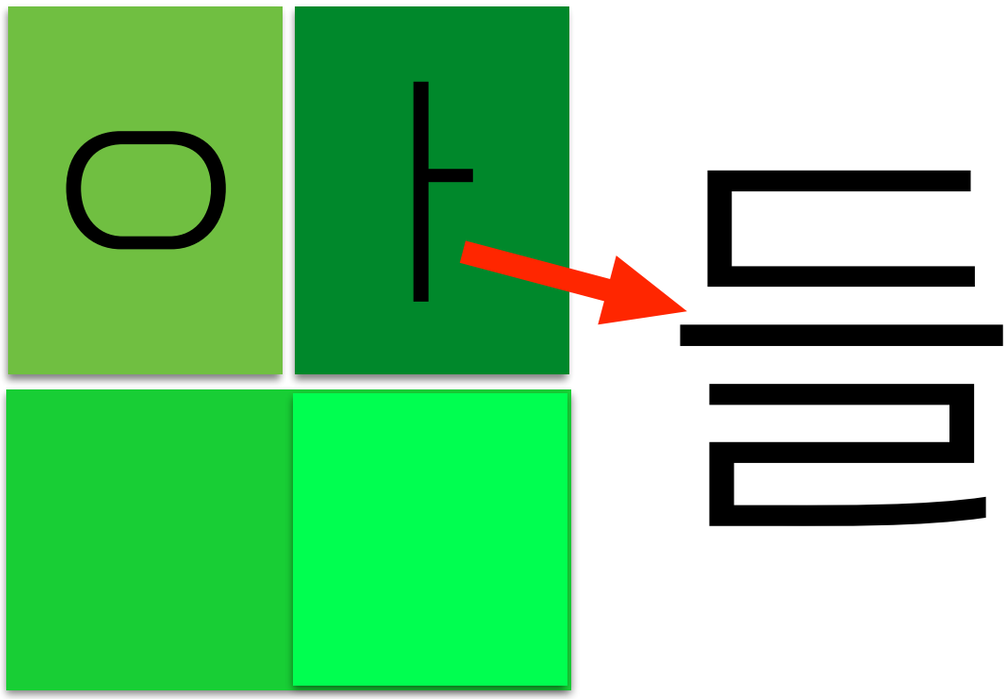

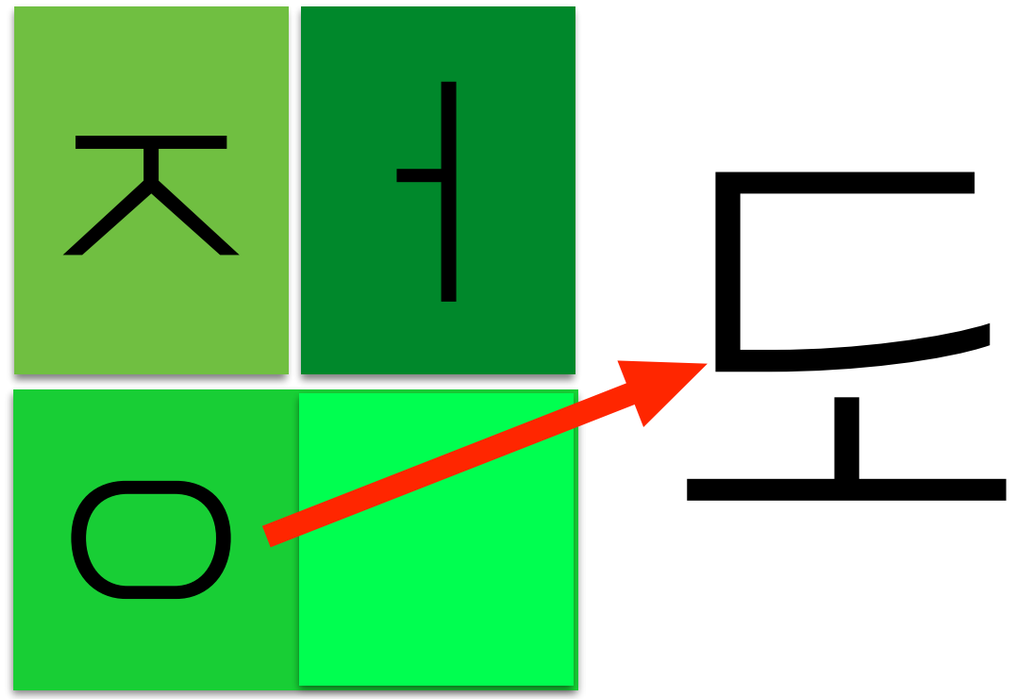

Korean Letters 한글

Syllable Practice:

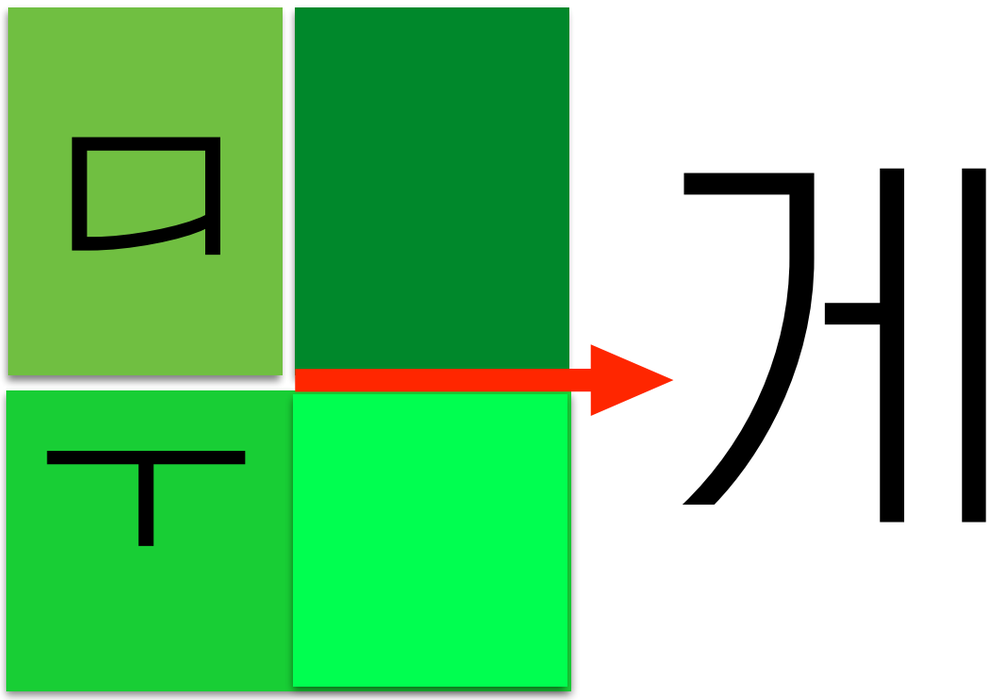

무게

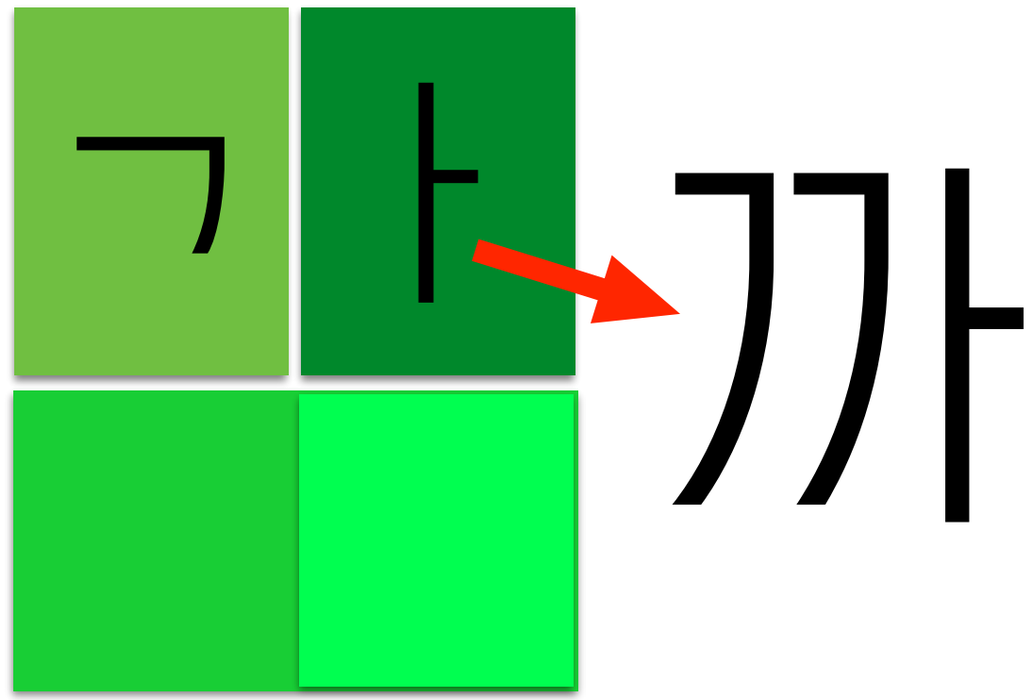

가까

Korean Letters 한글

Syllable Practice:

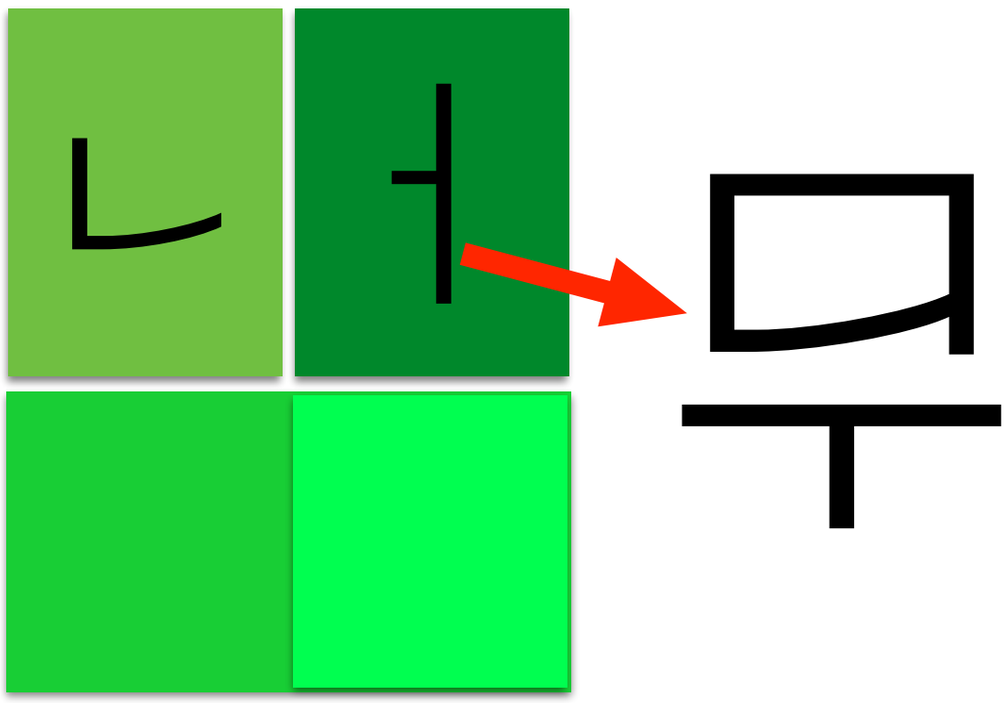

너무

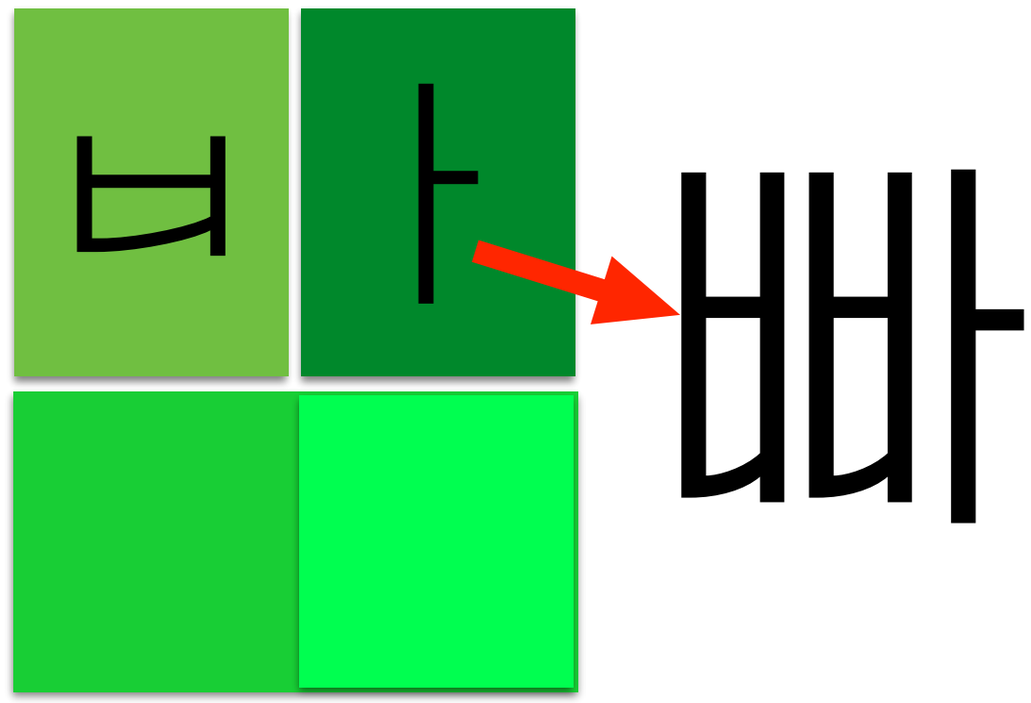

바빠

Korean Letters 한글

Syllable Practice:

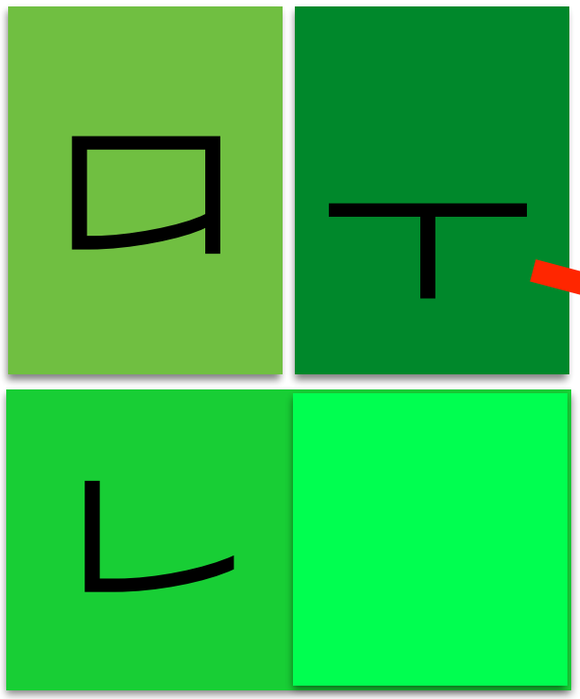

문장

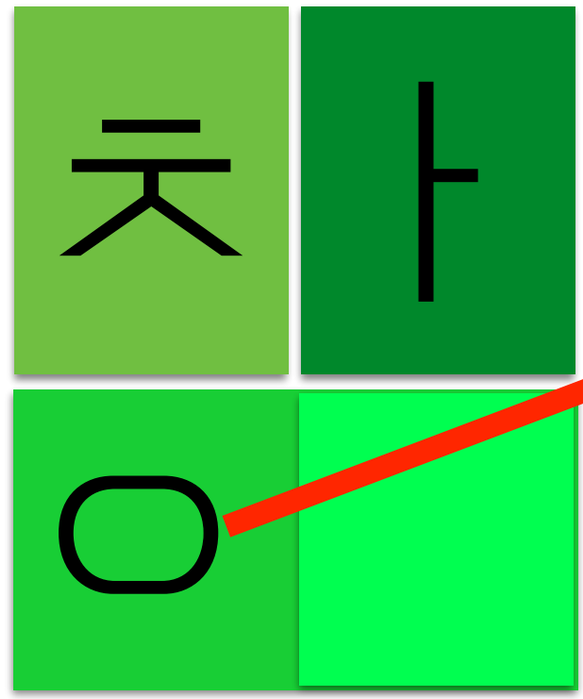

창문

Korean Letters 한글

Syllable Practice:

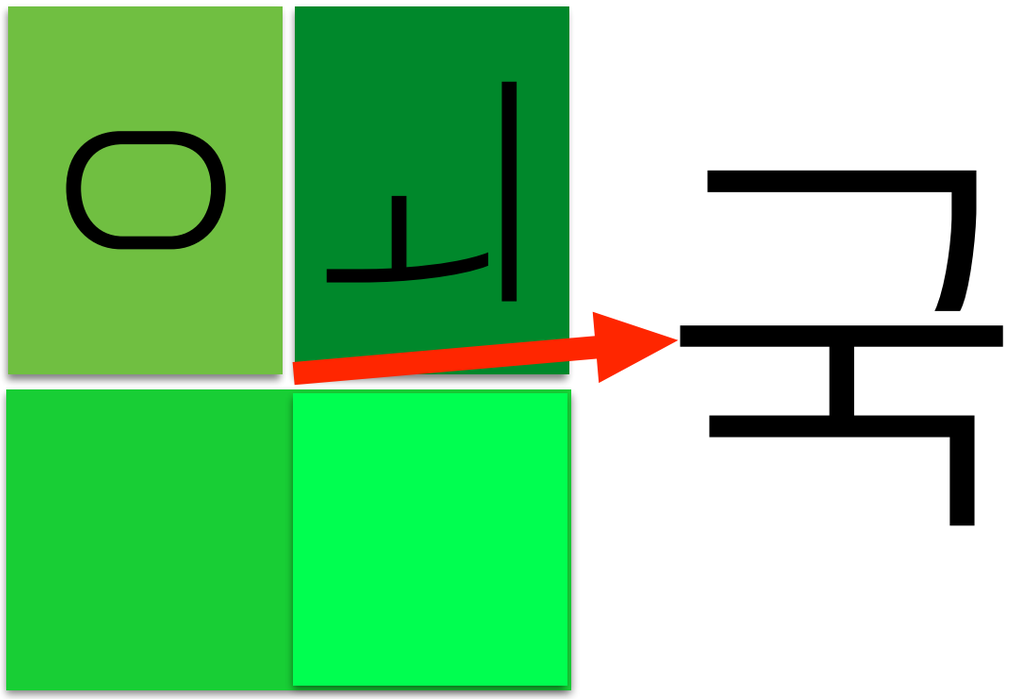

외국

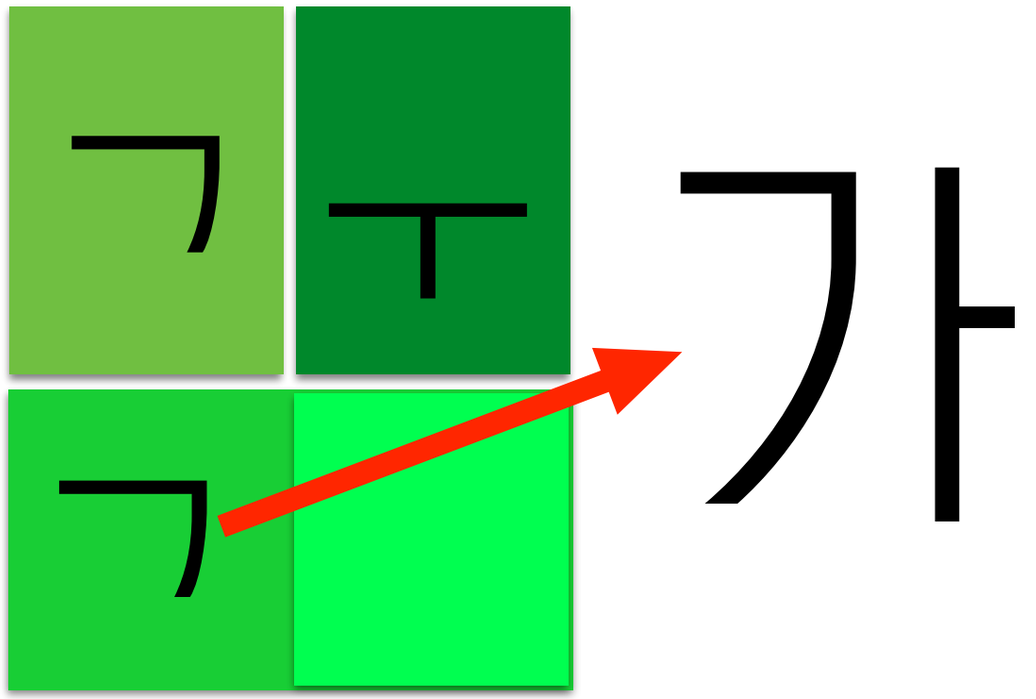

국가

Korean Letters 한글

Syllable Practice:



원해

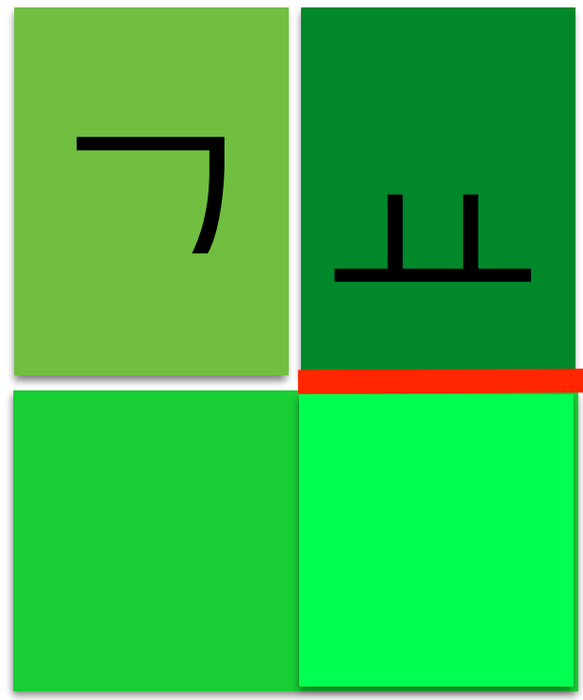

교환

Korean Letters 한글

Syllable Practice:

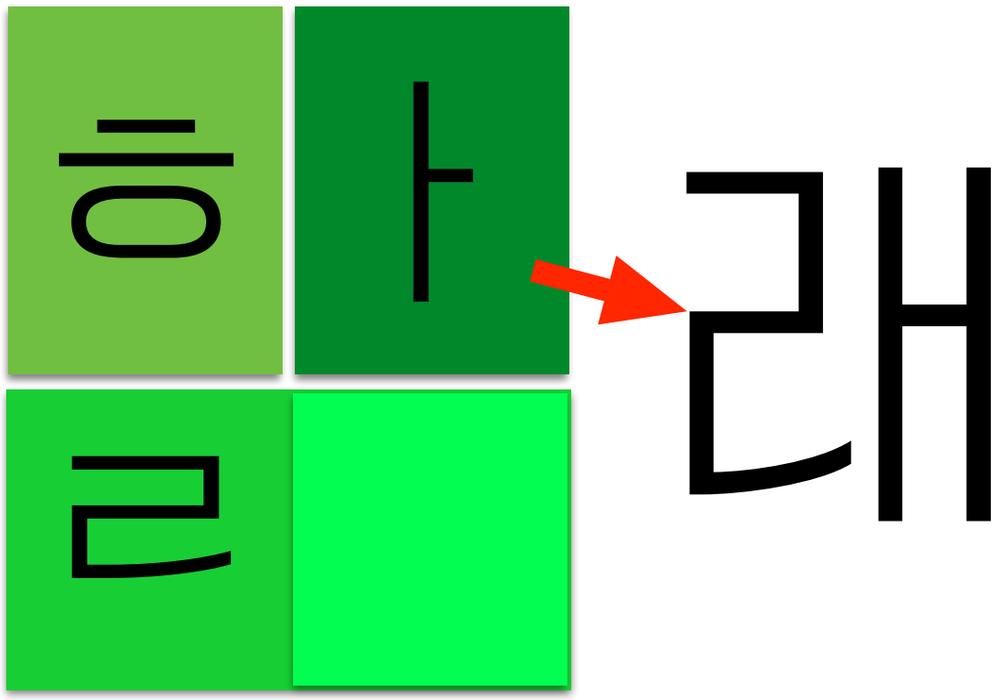

할래

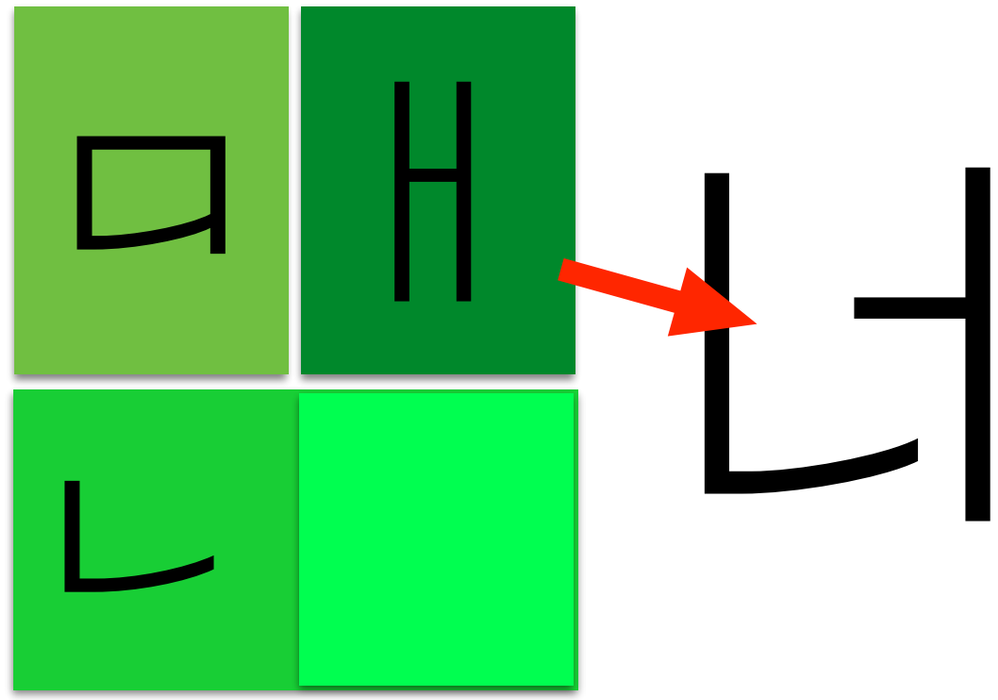

맨너

Korean Letters 한글

Syllable Practice:

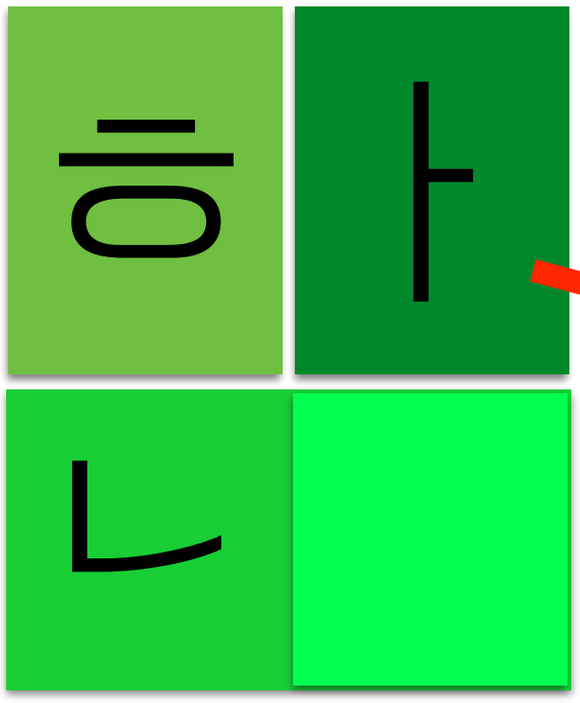

한개

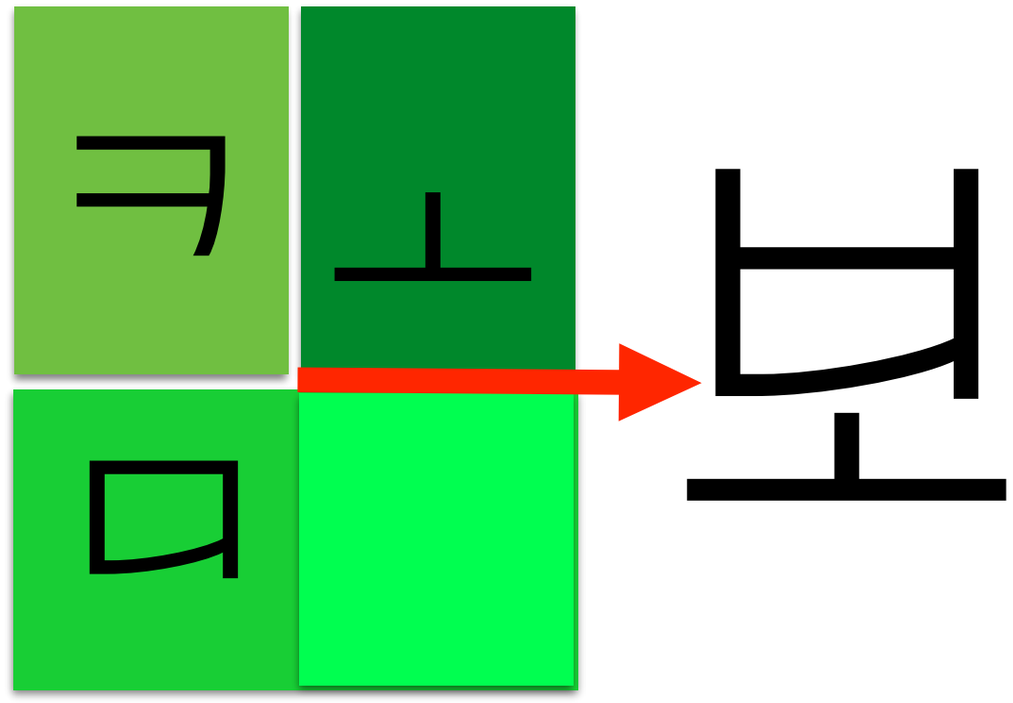

콤보

Korean Letters 한글

Syllable Practice:

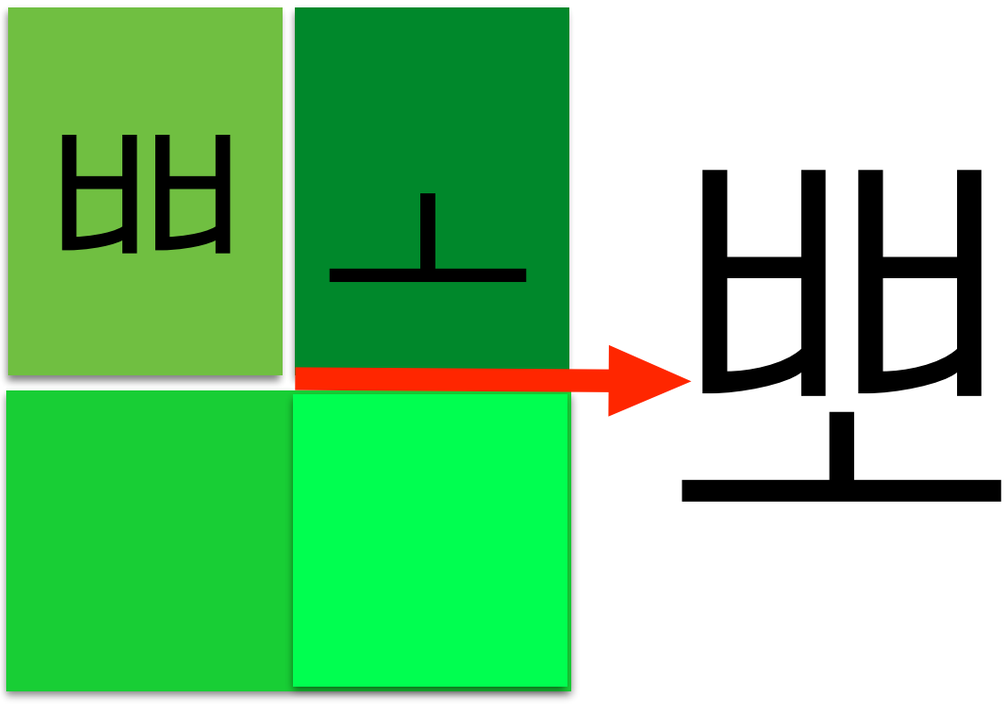

뽀뽀

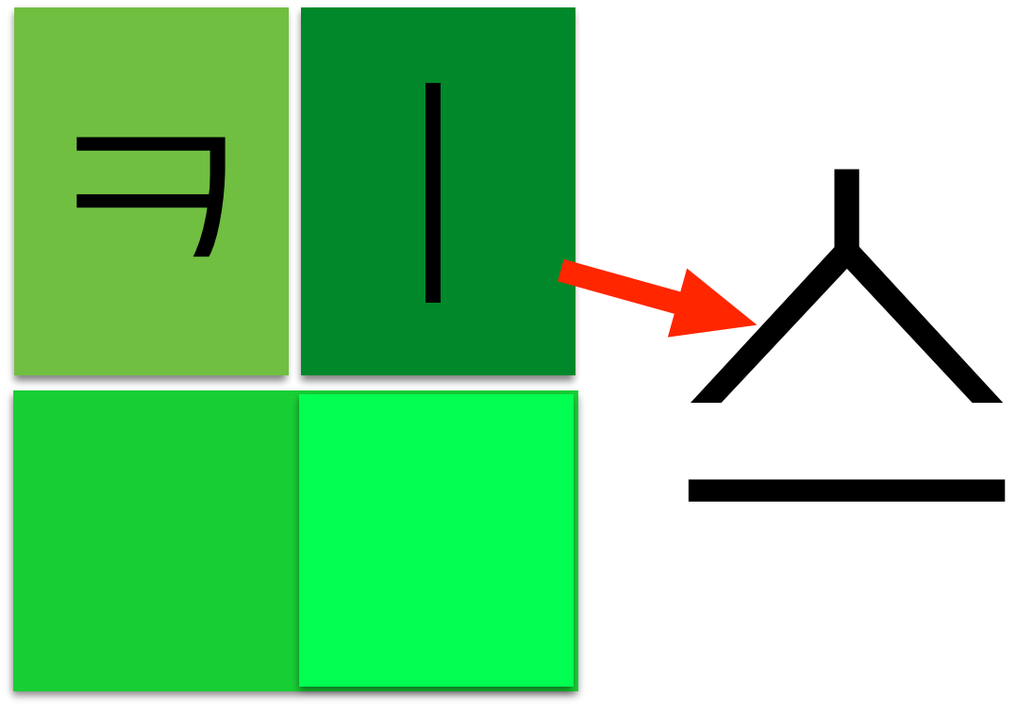

키스

Korean Letters 한글

Syllable Practice:

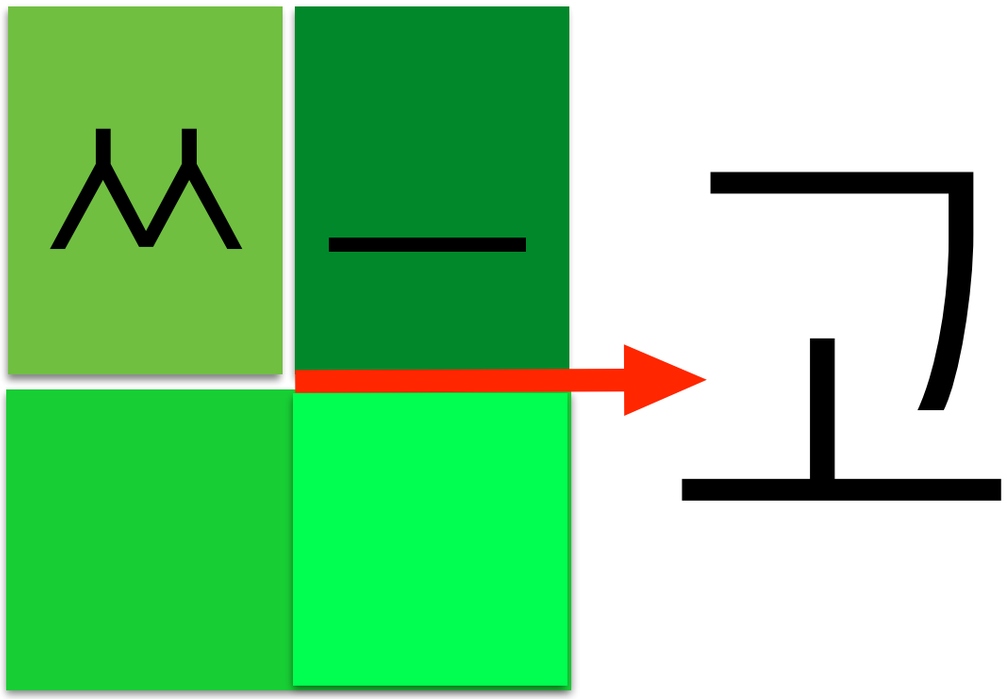

쓰고

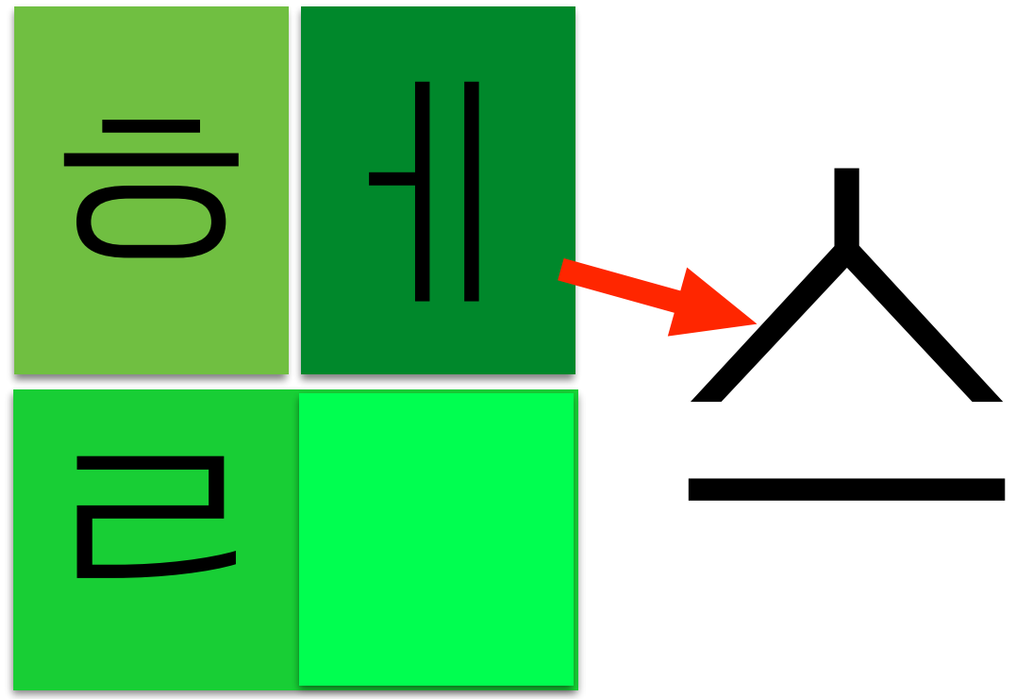

헬스

Korean Letters 한글

Syllable Practice:

쓰렛기



Korean Letters 한글

Syllable Practice:

제렛미 줄래요?

Korean Letters 한글

Syllable Practice:

타다

“**t**a**d**a”

탔어요

Korean Letters 한글

Syllable Practice:

닫혔어

ㄷ + ㅎ = ㅌ

다쳤어

ㅌ + ㅕ = 쳐

Korean Letters 한글

Syllable Practice:

원래	했네
ㄴ + ㄹ = ㄹㄹ	ㅆ*네

Korean Letters 한글

Syllable Practice:

햇다

햇따

따뜻해

뜨태

Korean Letters 한글

Syllable Practice:

웃어

우서

학일

하길

Korean Letters 한글

Syllable Practice:

학교

하꾜

학생

same 학!

Korean Letters 한글

Close Pairs:







Korean Letters 한글

Close Pairs:

고

코

꼬

Korean Letters 한글

Close Pairs:



Korean Letters 한글

Close Pairs:

ㄷ

ㅌ

ㅌ

ㄸ

Korean Letters 한글

Close Pairs:

자	짜	sa

Korean Letters 한글

Stroke Order

My handwriting video here

Learning to Read Korean

1. Practice reading *something* everyday
2. Check out my site for more resources

   motivatekorean.com/hangul-resources
3. As you go through this course, **pause** if you need extra time to read.

Korean Honorifics

Overview

Honor?



Respect?



Korean Honorifics

Cultural Formalities

God

President

Elderly People

Boss/ CEO

Elder (even one year)

Total stranger

Same age/ younger/ “friend”

Korean Honorifics

Cultural Formalities

Oldest

Highest Rank

Older/ Higher Rank

Younger/ Lower Rank

Youngest/ Lowest Rank

To change forms, must be a mutual agreement

Korean Honorifics

Cultural Formalities

Younger but higher rank?

Older but lower rank?

Korean Honorifics

100% MODE

Super High

High Polite

Basic Polite

hlf spch

General roles…

Leads

(pays)

Talks more

Expresses opinion

More reserved

Doesn’t express opinion

Follows what older says

Must be cautious

Korean

Sentence Structure

Overview

Korean Sentence Structure

Word Order

This **is** a sentence.

This a sentence **is**.

Subject **V**erb Object

I **eat** apples.

Subject Object **V**erb

I apples **eat**.

Korean Sentence Structure

Particles

←에서 in, from

←으로 by, with

←한테 for

Korean Sentence Structure



Jeremy가 eats rice를



Rice가 eats Jeremy를

Jeremy를 Rice가 eats

Korean Sentence Structure

Subject Object Verb

이/가 Subject = does the verb

을/를 Object = has verb done to it

Korean Sentence Structure

[connector] So… And… Therefore

[time/place] Where? When?

[verb doer] **She** runs. **This** is purple.

[verb's thing] I study *Korean*.

[verb] Time adjusted + voicing tag

[*voicing tag*] Syllable attached that functions like tone

Korean Sentence Structure

[connector]

[time/place]에/에서

[verb doer]이/가 or 은/는

[verb's thing]을/를

[verb] [*voicing tag*]

Korean Sentence Structure

[connector] [time/place]에/에서 [verb doer]있/가는/은 [verb's thing]을/를 [verb] [*voicing tag*]

이 집에 제레미가 살아요.

this house in Jeremy lives ^_^

Jeremy lives in this house.

Korean Sentence Structure

[connector] [time/place]에/에서 [verb doer]있/가 은/는 [verb's thing]을/를 [verb] [voicing tag]

그리고 이 집에서 제레미가 밥을 먹어요.

And this house-in Jeremy rice eats ^_^

And in this house Jeremy eats rice.

Korean Sentence Structure

[connector] [time/place]에/에서 [verb doer]있/가 은/는 [verb's thing]을/를 [verb] [voicing tag]

화장실에 거울이 있어요.

bathroom - in - mirror * - there is - ^_^

There is a mirror in the bathroom.

Korean Sentence Structure

[connector] [time/place]에/에서 [verb doer]있/가 은/는 [verb's thing]을/를 [verb] [*voicing tag*]

근데 변기는 없어요.

But toilet there is not -_-

But he doesn't have a toilet.

Korean Sentence Structure

[connector] [time/place]에/에서 [verb doer]있/가 은/는 [verb's thing]을/를 [verb] [voicing tag]

그래서 옆 집 화장실을 써요.

So side house bathroom use -_-

So he uses his neighbor's bathroom.

Korean Sentence Structure

[connector] [time/place]에/에서 [verb doer]있/가 은/는 [verb's thing]을/를 [verb] [voicing tag]

가끔 옆집사람이 화를 내요.

Sometimes side-house-person anger shows -_-

Sometimes his neighbor gets mad.

Korean Sentence Structure

[connector] [time/place]에/에서 [verb doer]있/가 은/는 [verb's thing]을/를 [verb] [voicing tag]

"당신 집에 화장실 있잖아요!"

Jeremy house at bathroom there is 😡

*"**You** have a bathroom at your own house, you know!"*

Korean Sentence Structure

[connector] [time/place]에/에서 [verb doer]있/가 은/는 [verb's thing]을/를 [verb] [*voicing tag*]

"근데 변기 없거든요."

But toilet there is not 😟

"But we don't have a toilet~~"

Korean Sentence Structure

[connector]
[time/place]에/에서
[verb doer]이/가 or 은/는
[verb's thing]을/를
[verb] [voicing tag]

그리고 이 집에서 제레미가 밥을 먹어요.

And this house-in Jeremy rice eats

And in this house Jeremy eats rice.

Changing Verbs

In Korean

Changing Korean Verbs

In general...

VERB STEM + ㄹ

to go

Changing Verbs in Korean

VERB STEM | time/voicing

가다

오다

어렵다

덥다

가요.

VERB+아요.

stem

Changing Verbs in Korean

VERB STEM	time/voicing

가다

오다

어렵다

덥다

오아요.

VERB+아요.

stem

Changing Verbs in Korean

VERB STEM | time/voicing

가다

오다

어렵다

덥다

어렵다 어요

ㅂ➡우

VERB+어요.
stem

Changing Verbs in Korean

VERB STEM | time/voicing

가다

오다

어렵다

덥다

더워요

ㅂ➡우

VERB+어요.

stem

Changing Korean Verbs

VERB STEM	time/voicing

가다

• 가다 ➔ 가요

오다

• 오다: 오 + ㅏ = 와요

어렵다

• 어렵다: 어렵 ➔ 어려우 + 어 = 어려워요

ㅂ➔ㅜ

덥다

• 덥다: 덥 ➔ 더우 +어= 더워요

Changing Korean Verbs

Rules to Remember

1. The 다 Dropping Rule



가다

오다

어렵다

덥다

2. The Clockwise Vowel Rule

2 vowels?

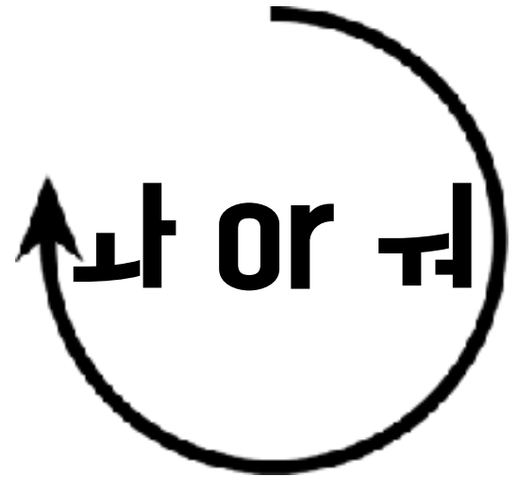

3. The BOO! Rule

“BOO! A bottom ㅂ!”

ㅂ➡ㅜ

Changing Verbs in Korean

VERB STEM | time/voicing

하다

읽다

모르다

쓰다 

하여요.

VERB+어요.
stem

Changing Verbs in Korean

VERB STEM | time/voicing

하다

읽다

모르다

쓰다 

읽어요.

VERB + 어요.

stem

Changing Verbs in Korean

VERB STEM | time/voicing

하다

읽다

모르다

쓰다 

모르아요

르 means +ㄹ

VERB+아요.

stem

Changing Verbs in Korean

VERB STEM | time/voicing

하다

읽다

모르다

쓰다 

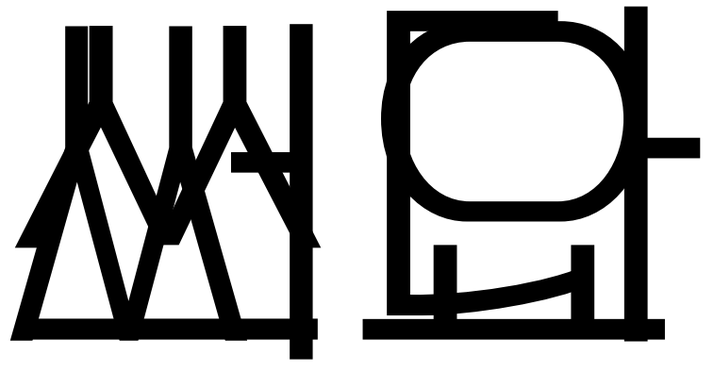

으 gets dominated

VERB + 어요.

stem

Changing Korean Verbs

하다

• 하다: 하 + ㅕ ➔ 해요

읽다

• 읽다: 읽 + ㅓ ➔ 읽어요
(일거)

모르다

• 모르다: 모르 ➔ 몰르 + ㅏ ➔ 라 = 몰라요
↑ (insert ㄹ)

쓰다 

• 쓰다 - 쓰 : ㅡ ➔ ㅓ = 써요

Changing Korean Verbs

Rules to Remember

하다

읽다

모르다

쓰다

4. **The "DO Not Laugh at Me" Rule**

하 ➪ 해

5. **The 99% Rule** Ends in ㅗ or ㅜ? ➪ 아 / 어

When in doubt add ㅓ or ㅏ

6. **The I Dunno Rule**

모르다 is weird.. 모+ㄹ/르➪라=몰라

7. **The 으 is WEAK Rule**

If you get stuck with a 으, it gets overpowered

Learning the Conjugations

1. Learn a set of base form verbs
2. Learn the conjugations by writing them out 20 - 30 times each
3. Use dongsa.net or italki.com to check
4. Start making basic sentences when you're ready
5. Review daily, whenever you *feel* like it

아요 or 어요?

In Korean

Changing Korean Verbs

아요? Look for ㅏ or ㅗ

ㅏ아요.

ㅗ

Changing Verbs in Korean

ㅏ or ㅑ → 아요

가다

타다

받다

맞다

가아요.

VERB+아요.

stem

Changing Verbs in Korean

ㅏ or ㅑ → 아요

가다

타다

받다

맞다

타아요.

VERB+아요.

stem

Changing Verbs in Korean

ㅏ or ㅑ → 아요

가다

타다

받다

맞다

받아요.

VERB+아요.

stem

Changing Verbs in Korean

ㅏ or ㅑ → 아요

가다

타다

받다

맞다

맞아요.

VERB+아요.

stem

Changing Korean Verbs

아요? *Look for* ㅏ *or* ㅗ

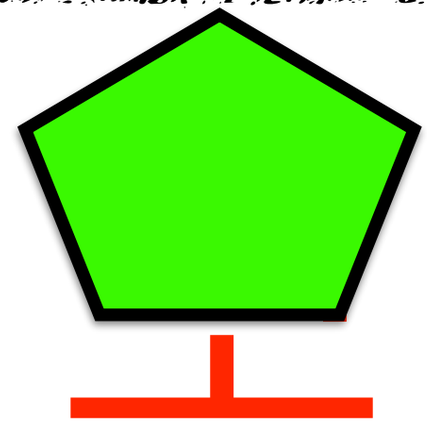

아요.

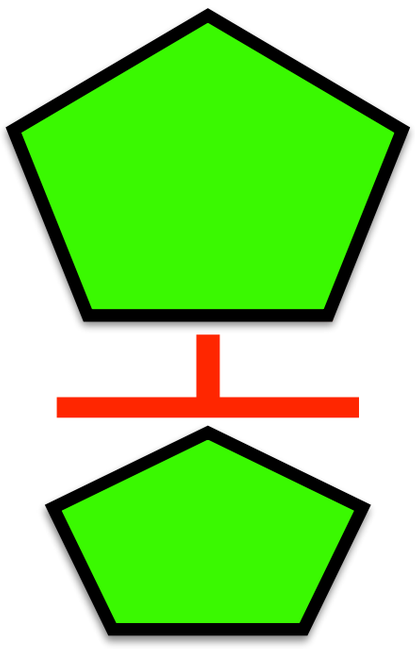

Changing Verbs in Korean



오다

보다

좋다

볶다

오아요.

VERB+아요.

stem

Changing Verbs in Korean

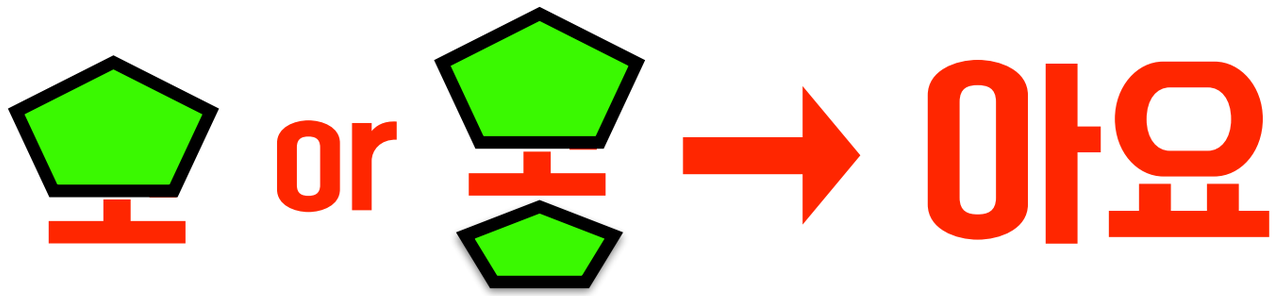

오다

보다

좋다

볶다

보아요.

VERB+아요.

stem

Changing Verbs in Korean



→ 아요

오다

보다

좋다

봇다

좋아요.

VERB+아요.

stem

Changing Verbs in Korean



오다

보다

좋다

볶다

봐요.

좋아요.

볶아요.

VERB+아요.

stem

Changing Korean Verbs

어요? *Look for* ㅓ ㅜ ㅡ ㅣ

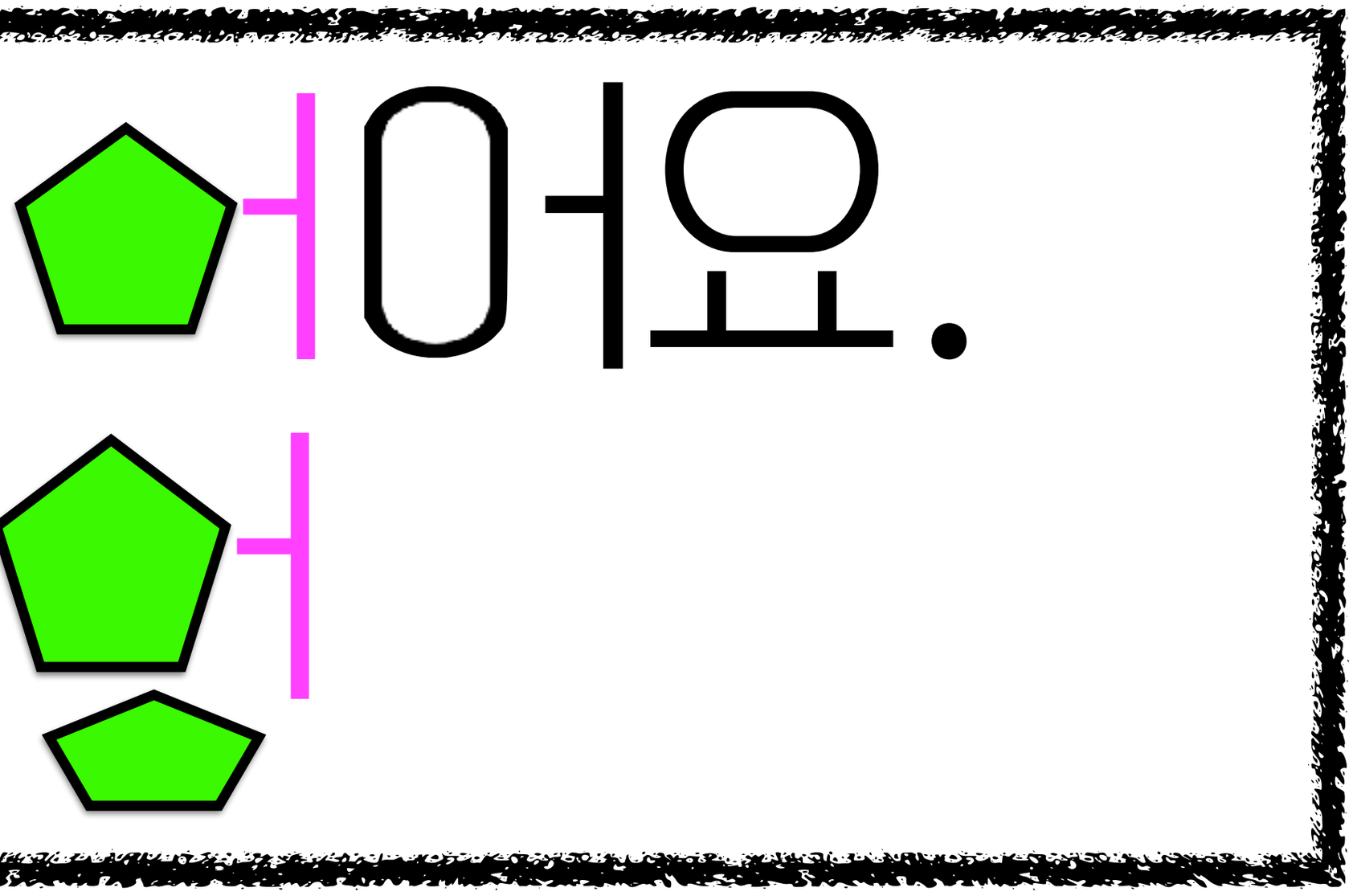

Changing Verbs in Korean



서다

멀다

서어요.

VERB+어요.

stem

Changing Verbs in Korean



→ 어요

서다

멀다

멀다 → 멀어요

VERB+어요.

stem

Changing Korean Verbs

어요? *Look for* ㅓ ㅜ ㅡ ㅣ

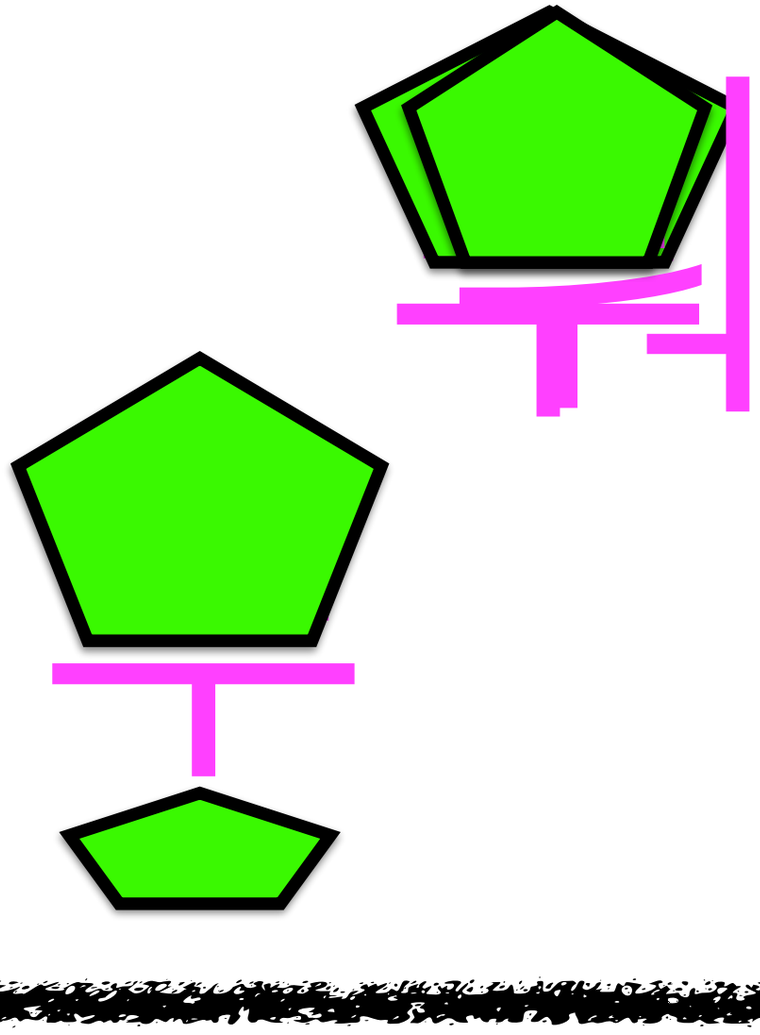

어요.

Changing Verbs in Korean



주다

죽다

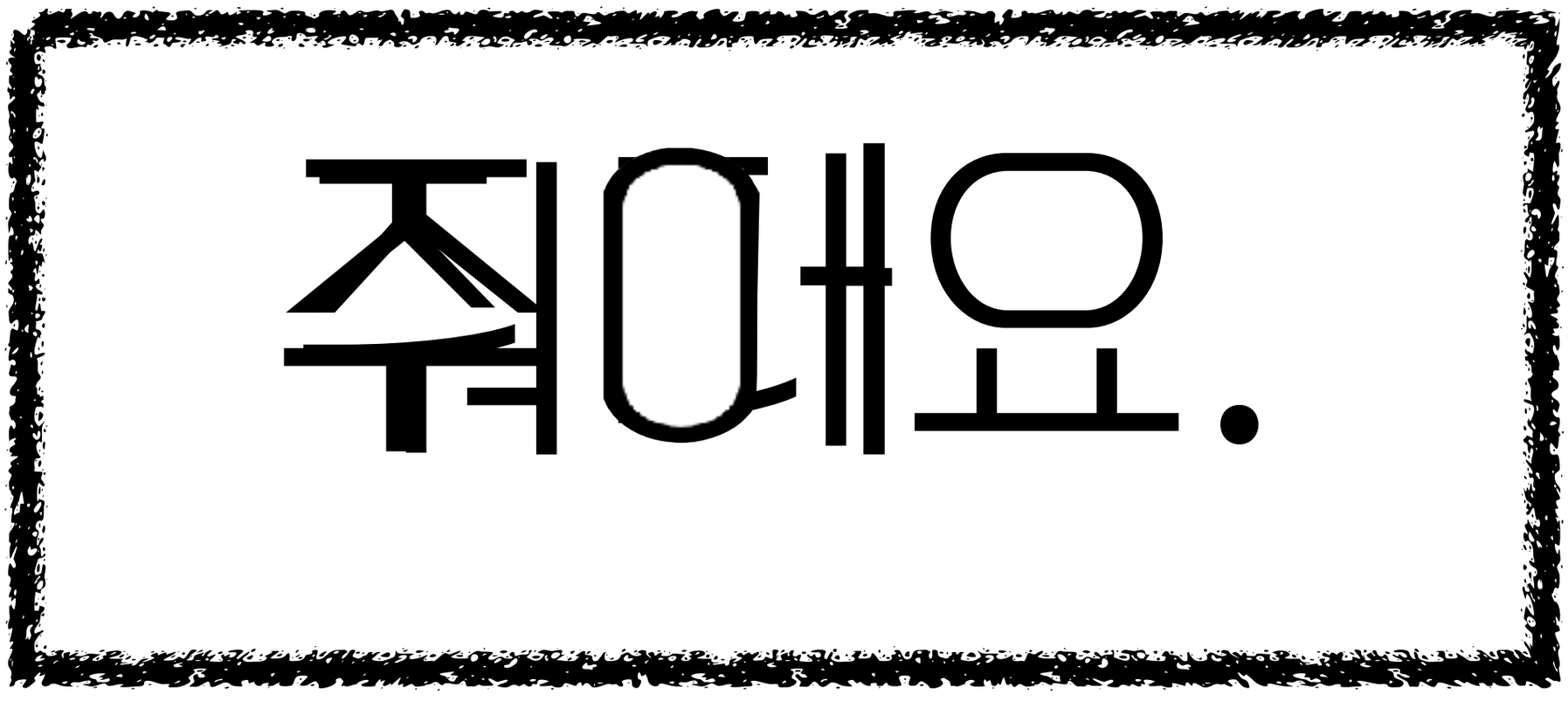

VERB+어요.

stem

Changing Verbs in Korean



→ 어요

주다

죽다

주다어요

VERB+어요.

stem

Changing Korean Verbs

어요? *Look for* ㅓ ㅜ ㅡ ㅣ

Changing Verbs in Korean

ㅛ → 어요

쓰다

써요.

VERB+어요.

stem

Changing Korean Verbs

어요? *Look for* ㅓ ㅜ ㅡ ㅣ

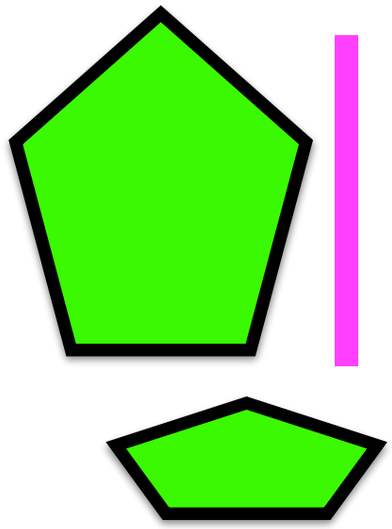

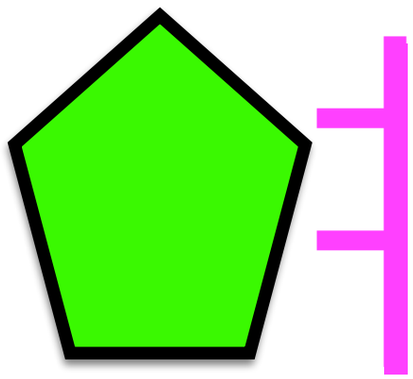

어요.

Changing Verbs in Korean



→ 어요

신다

가디리다

신다어요

VERB+어요.

stem

Changing Verbs in Korean



ㅣ or ㅣ → 어요

신다

가디리다

기다려어요

VERB+어요.

stem

Changing Korean Verbs

What else? ㅐ ㅝ

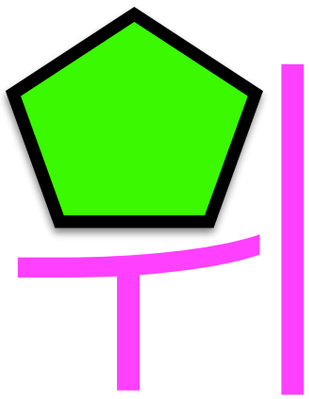

Changing Verbs in Korean

ㅏ or ㅜ → 어요

나다

쉬다

나어요.

VERB+어요.

stem

Changing Verbs in Korean

ㅐ or ㅟ → 어요

내다

쉬다

쉬어요.

VERB+어요.

stem

Learning the Conjugations

1. Is there an ㅏ or ㅗ in the verb stem?

   Then it's 아요

2. Pretty much everything else is 어요

   Look for these: ㅓ ㅜ ㅡ ㅣ

3. 내다 —> 내요

Korean Particles Explained

Korean Particles

Stick 'em here

1. The Topic Tag

은/는

Meaning "as for"

2. The Main Tag

이/가

the doer of the verb

3. The Thing Tag

을/를

the thing of the verb

Korean Particles

Stick ‘em here

제레미는 자전거를 타요.

Jeremy bike ride

제레미가 자전거를 타요.

Jeremy bike ride

자전거는 제레미를 타요.

Bike Jeremy ride

자전거가 제레미를 못 타요.

Bike Jeremy can’t ride

Korean Particles

Stick ‘em here

쳐요=“to play”
literally “to hit”
근데=But
안=not/don’t

Jeremy가 를 쳐요.

Jane은 을 쳐요.

근데 Jeremy가 는 안 쳐요.

근데 을 먹지는 않아요.

More Korean Particles Explained

Korean Particles

Stick ‘em here

1. The Pointing Tag

2. The Point Tag

Both can pertain to “in/on/at/from/to/for,” but not exactly

Korean Particles

Stick 'em here

1. 2시에 잤어요.
   2 ***at*** slept

2. 한국에 갔어요.
   Korea ***to*** went

3. 배에 애기가 있어요.
   Belly ***in*** baby there is

4. 요가는 몸에 좋아요.
   Yoga(as for) body ***for*** good



Korean Particles

Stick ‘em here

1. 한국에서 살았어요.
Korea ***in*** lived

2. 미국에서 왔어요.
America ***from*** came

3. 거기에서 나왔어요.
there ***from*** / ***out of*** came out



4. 마음에서 사랑이 나와요.
Heart/Mind ***of*** love comes out

This, that & there in Korean

Explained

This, that & there: Roots

1. Here (close) 이

2. There (somewhat far) 그

3. Over there (far away) 저

This, that & there: Examples

1. 이

이것 (이거)



2. 그

그것 (그거)



3. 저

저것 (저거)



This, that & there: Examples

1. 이

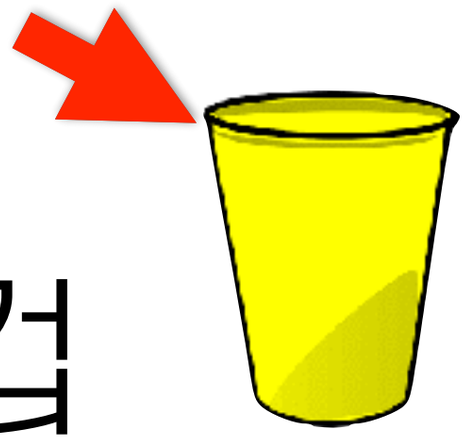

이런 컵 this kind of cup

2. 그



그런 컵 that kind of cup

3. 저

저런 컵 that kind of cup over there

****이런=이러한 etc.*****

This, that & there: Examples

1. 이

왜 이래요? Why are you being like this?

2. 그

왜 그래요? What's up with that?

3. 저

왜 저래요? Why is that person doing that?

This, that & there: Examples

1. 이

이렇게 해요 Please do it like this.

2. 그

그렇게 해요. Please do it like that.

3. 저

저렇게 해요. Do it like that (person over there)

This, that & there: Examples Sentences

1. 이

사람이 왜 이렇게 많아요?
person why ***THIS*** many is?

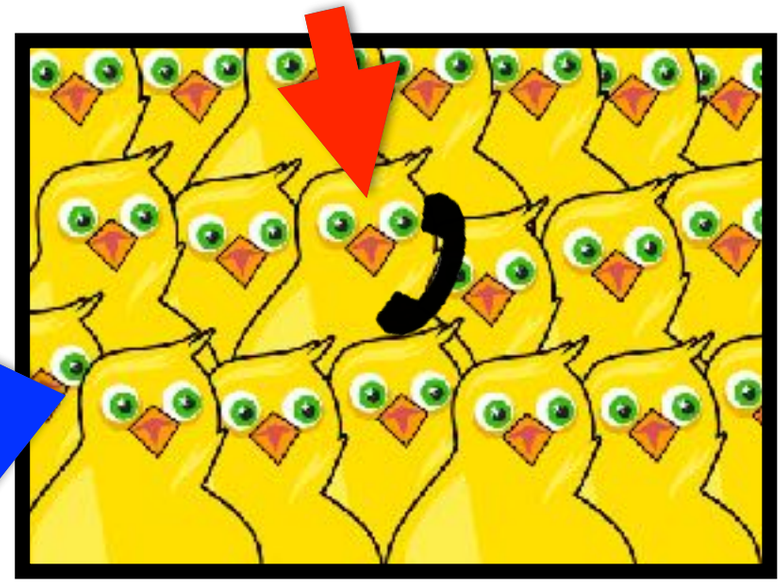

2. 그

사람이 왜 그렇게 많아요?
person why ***THAT*** many is?

3. 저

어떻게 저렇게 잘 해요?
How ***THAAAT*** well do?

The “if” tag in Korean

Explained

The “if” tag in Korean



The “if” tag in Korean

?????

한국어 공부하면 재밌을거예요.

Korean study if fun (will be)

?????

이 버튼 누르면 불이 켜져요.

this button press if light turn on

?????

거기 가면 좋아요.

there go if good

“There is” vs. “is”

In Korean

있다

“I have___.”

“You have___.”

They/he/she/etc.

“There is A.”

이다

“I am___.”

“You are___.”

They/he/she/etc.

“A **is** big.”

Changing Verbs in Korean

있다 이다

VERB STEM | time/voicing

사람 있나요.

VERB+어요.

stem

Changing Verbs in Korean

있다 이다

VERB STEM | time/voicing

사람이에요.

VERB + 이에요

stem **예**요.

Changing Verbs in Korean

있다 이다

VERB STEM time/voicing

제러미이에요.

VERB+이에요

stem 예요.

있다

A: There is _____

B: I have_____

있다

A B

Examples:

있다

컵이 있어요.
cup there is/ have

화장실 있어요.
bathroom there is/ have

존슨 있어요?
Jonson there is?

네. 있어요.
Yes. He is there.

이다

컵이에요.
cup is

화장실이에요.
bathroom is

그 사람 누구예요?
That person who is

제레미예요.
Jeremy is

없다

없+어요

없어요

아니다

아니+에요

아니에요

not 아니에요 is

아니=no/not

없다

A: There is no_____

B: I don't have_____

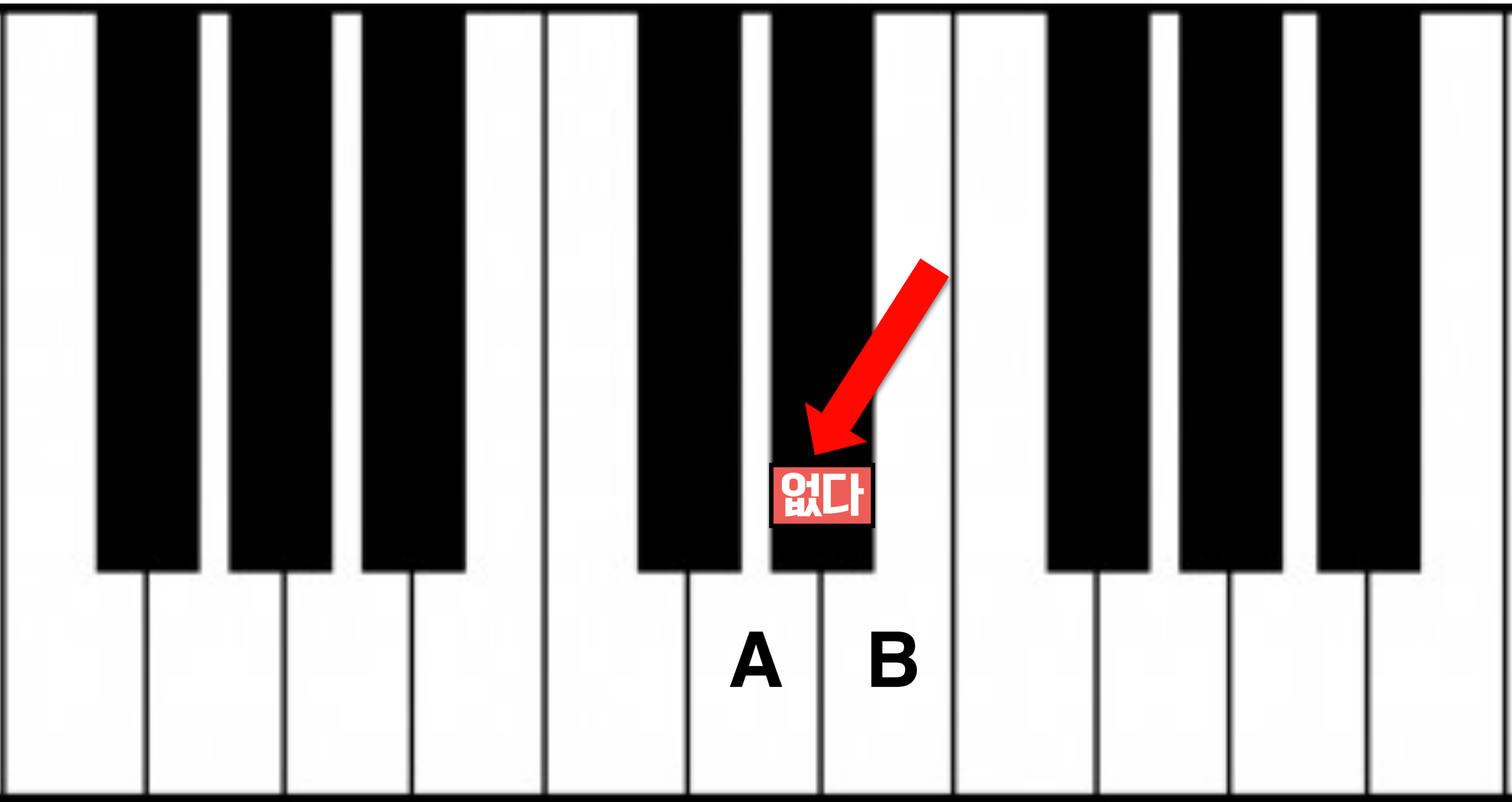

Examples:

없다

컵이 없어요.
cup there is not
don't have

화장실 없어요.
bathroom there is not
don't have

존슨은 컵이 없어요?
Jonson cup doesn't have

네. 없어요.
Yes. There is not

아니다

컵이 아니에요.
cup not is

화장실 아니에요.
bathroom not is

존슨 아니에요?
Jonson not is

네. 아니에요.
Yes. Not is

제레미예요.
Jeremy is

Take Note

1. 있다 and 없다 are opposites
2. They can be translated to ***“have/ don’t have” or “there is/ there is not”***
3. Noun ending in consonant? 이에요
4. Noun ending in vowel? 예요
5. 아니**에**요 means “not/ no”
6. With questions… State the truth!

AdjectiVerbs

in Korean

AdjectiVerbs

In English...	*In Korean...*
to run	to be heavy
to eat	to be tired
to hear	to be beautiful
to see	to be big
to be	to be good

AdjectiVerbs

Action Verbs	
to run	뛰다
to eat	먹다
to hear	듣다
to see	보다
to be	되다

AdjectiVerbs	
무겁다	to be heavy
피곤하다	to be tired
아름답다	to be beautiful
크다	to be big
좋다	to be good

AdjectiVerbs

AdjectiVerbs		
무겁다	무거워요.	X is heavy
피곤하다	피곤해요.	X is tired
아름답다	아름다워요.	X is beautiful
크다	커요.	X is big
좋다	좋아요.	X is good

AdjectiVerbs

AdjectiVerbs		
무겁다	무거웠어요.	X was heavy
피곤하다	피곤했어요.	X was tired
아름답다	아름다웠어요.	X was beautiful
크다	컸어요.	X was big
좋다	좋았어요.	X was good

AdjectiVerbs

AdjectiVerbs		
무겁다	무거울거예요.	X will be heavy
피곤하다	피곤할거예요.	X will be tired
아름답다	아름다울거예요.	X will be beautiful
크다	클거예요.	X will be big
좋다	좋을거예요.	X will be good

Take Note

1. AdjectiVerbs behave just like normal verbs in Korean

2. Conjugating the verb is like changing the verb in front of them in English from “is” to “was” or to “will be”

Adjectivizing Verbs in Korean

Making Adjectives

…indicates that thing is in the **future**

…indicates that thing was in the **past**

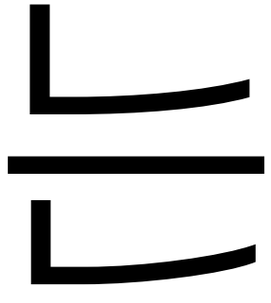

…indicates that thing is in the **now**

Making Adjectives

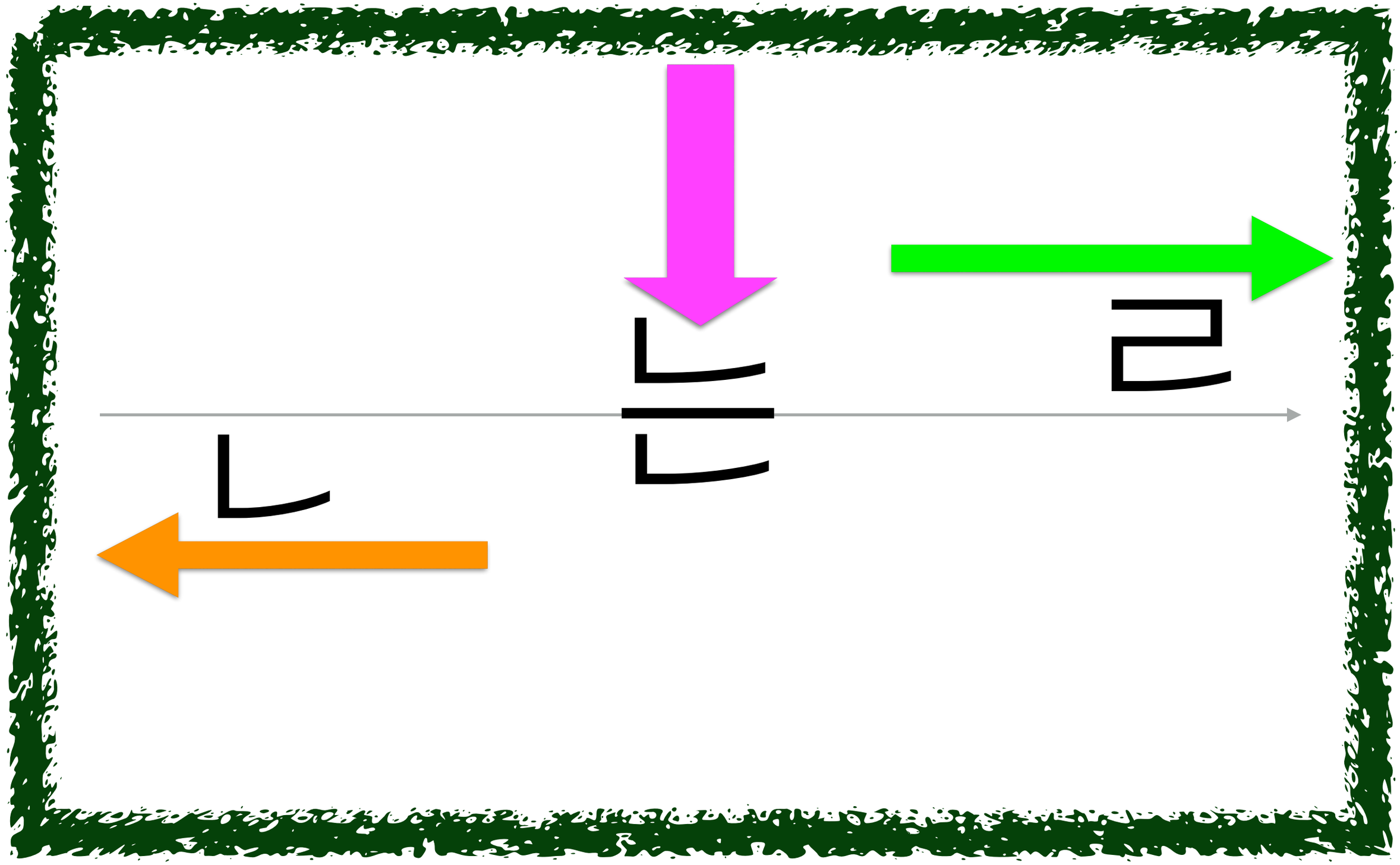

Making Adjectives

하다
to do

일
work
task

하는 일

할 일

한 일

Verb + X
Stem

Making Adjectives

먹다
to eat

빵
bread

먹는 빵

먹을 빵

먹은 빵

Verb + X
Stem

Making Adjectives

올리다
to raise
upload

비디오
video

올리는 비디오

올릴 비디오

올린 비디오

Verb + X
Stem

Making Adjectives

Example Sentences:

지금 먹는 것은 빵이에요.

Right now eat thing(as for) bread is

Yesterday eat thing bread is

어제 먹은 것은 빵이에요.

Tomorrow eat thing bread is

내일 먹을 것은 빵이에요.

Making Adjectives

Example Sentences:

지금 하는 것은 공부예요.

Right now do thing study is

Yesterday do thing study is

어제 한 것은 공부예요.

Tomorrow do thing study is

내일 할 것은 공부예요.

Making Adjectives

Example Sentences:

지금 올리는 비디오예요.

Right now upload video is

Yesterday upload video is

어제 올린 비디오예요.

Tomorrow upload video is

내일 올릴 비디오예요.

Making Adjectives

Adjecti**verbs:** 좋다 예쁘다 무겁다

Good person

좋는 사람

Good person

좋은 사람

Good person

좋을 사람

Making Adjectives

Adjecti**verbs:** 좋다 예쁘다 무겁다

Pretty person

예쁘는 사람

Pretty person

예쁜 사람

Pretty person

예쁠 사람

Making Adjectives

Adjecti**verbs:** 좋다 예쁘다 무겁다

Heavy person

무거우는 사람

Heavy person

무거운 사람

Heavy person

무거울 사람

Take Note

1. ㄹ= future thing
2. ㄴ= past thing
3. 는= present thing
4. With adjectiverbs, only ㄴ/은

NegatiVerbs

in Korean

NegatiVerbs

안 하다

don't do

못 하다

can't do

NegatiVerbs

김치를 안 먹어요.

Kimchi don't eat

김치 못 먹어요.

Kimchi can't eat

NegatiVerbs

운동 안 좋아요.

Exercise not good

운동 못 해요.

Exercise can't do

NegatiVerbs

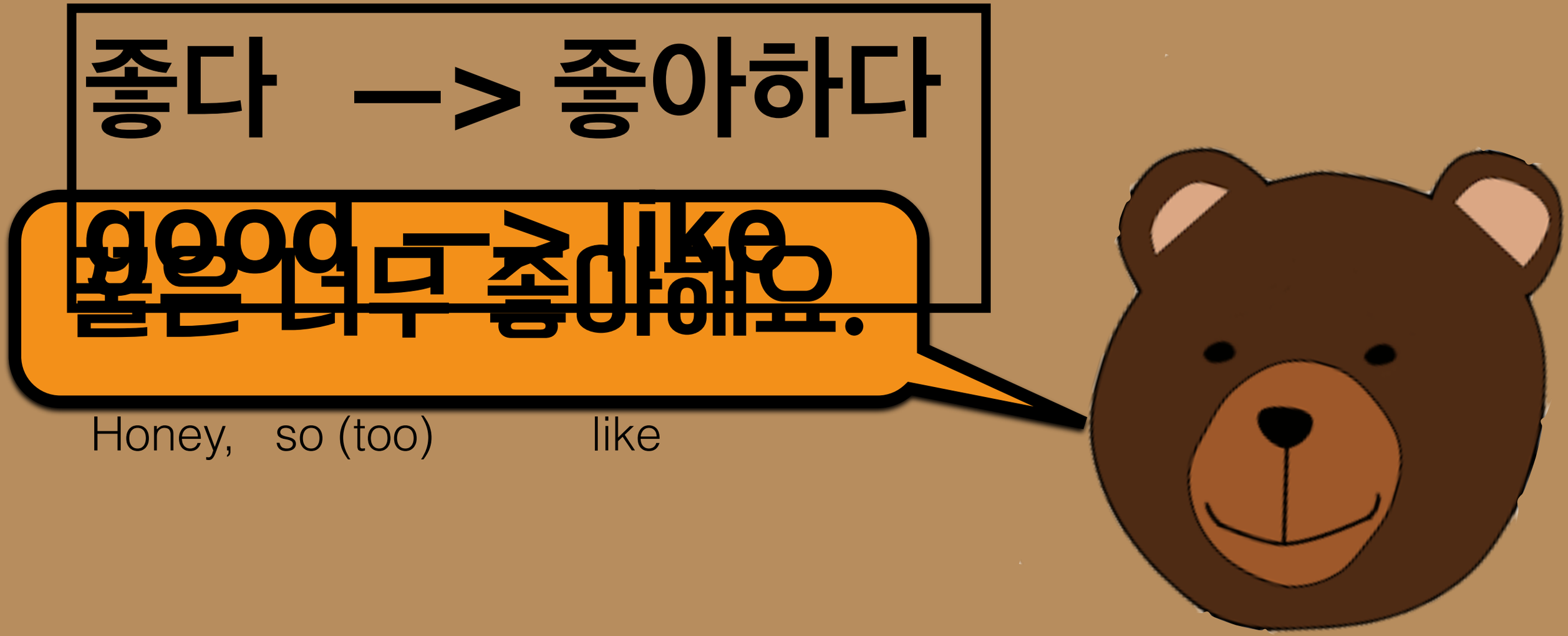

안 don’t/ not
못 can’t

NegatiVerbs

Verb Stem + 지 않아요
don’t/ not

하다 + 지 않아요

하지 않아요

안 don’t/ not
못 can’t

NegatiVerbs

Verb Stem + 지 않아요
don’t/ not

가다 + 지 않아요

가지 않아요

안 don’t/ not
못 can’t

NegatiVerbs

Verb Stem + 지 않아요

don’t/ not

읽다 + 지 않아요

읽지 않아요

NegatiVerbs

Verb Stem + 지 않아요

벌이 안 좋아요.

Bee **not** good (is)

벌이 좋지 않아요.

Bee **not** good (is)

NegatiVerbs

Verb Stem + 지 않아요

벌이 좋지 않아요.

Bee **not** good (is)

벌이 좋지는 않아요.

Bee **not** ***really*** good (is)

벌이 좋지가 않아요.

Bee **NOT** good (is)

NegatiVerbs

Verb Stem + 지 않아요

벌 안 먹어요.

Bee **don't** eat

벌 먹지는 않아요.

Bee don't ~eat~

벌 맛있지가 않아요.

Bee **NOT** delicious

맛있다 = to have taste

Take Note

Negating Verbs:

1. **못** : same role as *can't*
2. **안** : same role as *don't / not*
3. **못 cannot be used with adjectiverbs**.

   Why? *It implies a doer who does not have the ability to do the thing.*
4. **안 *VERB =*** Verb Stem **+ 지 않아요**
5. **V+지는**<— *in contrast to sth* **않아요**
6. **V+지가** <— *added for emphasis* **않아요**

Past Talk

in Korean

Talking about the past

"Yesterday we ate dirt."

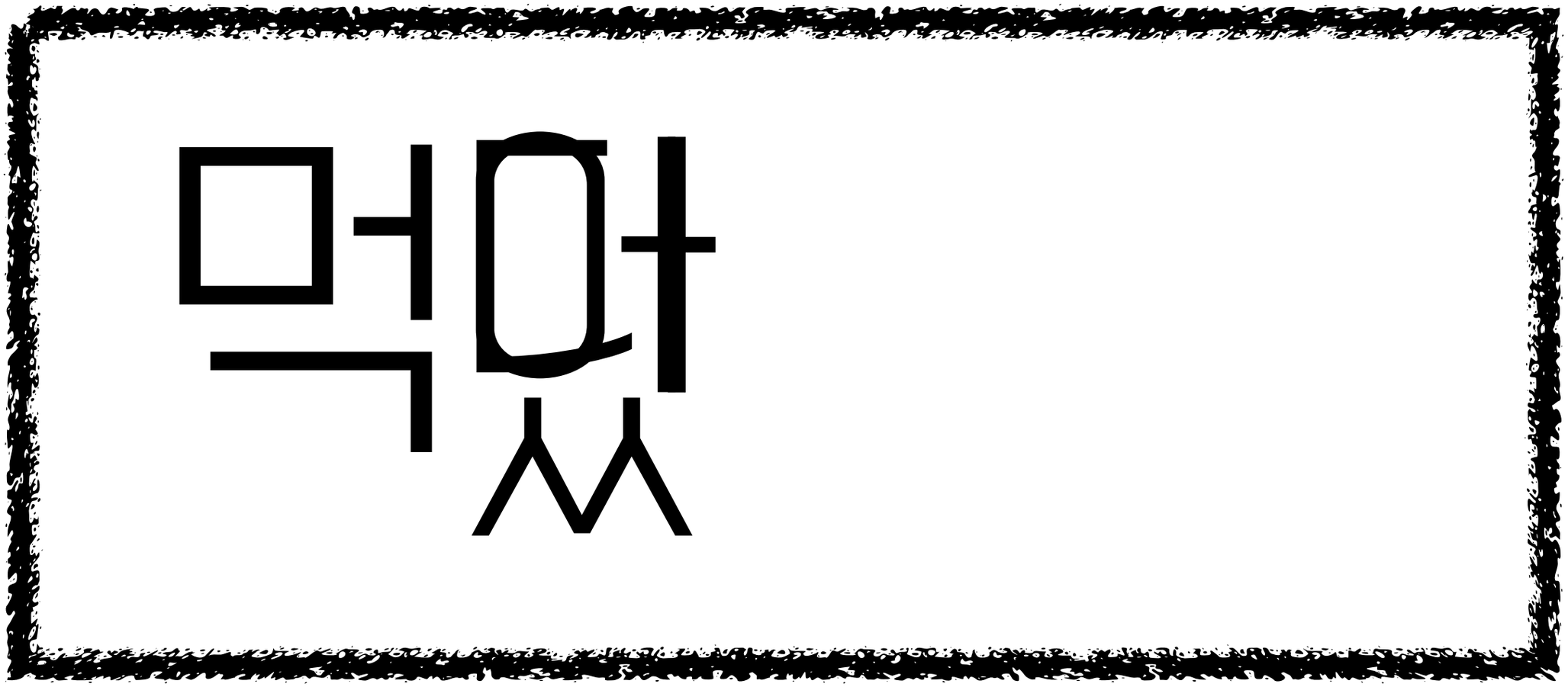

VERB stem + ㅆ어요.

Talking about the past

"Last week we went to space."

가다

VERB+ stem ㅆ어요.

Talking about the past

"One second ago we came here."

오다

VERB+ stem ㅆ어요.

Talking about the past

"The movie was good."

좋다

VERB+ stem ㅆ어요.

Talking about the past

"Last week we did the assignment."

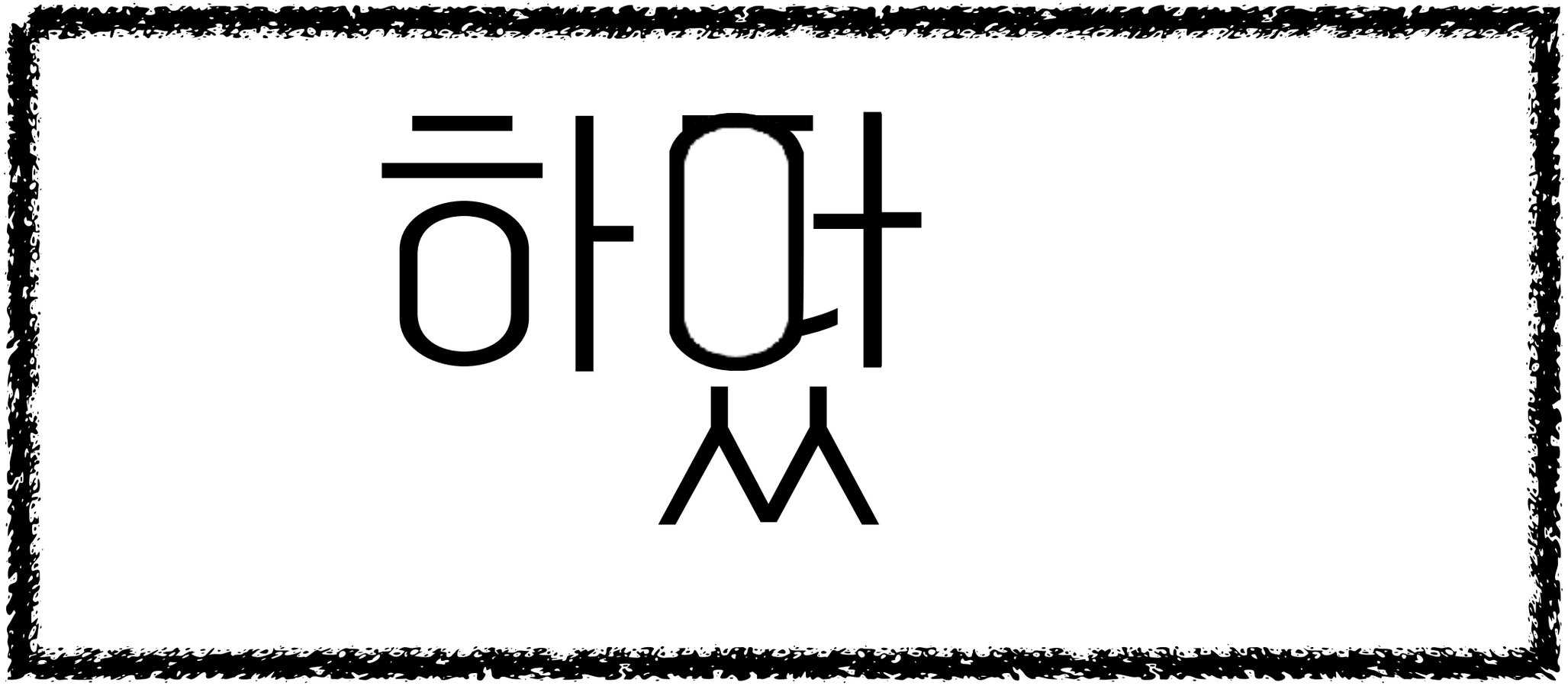

VERB+ stem ㅆ **어요.**

Talking about the past

"Last week we **had done** the assignment."

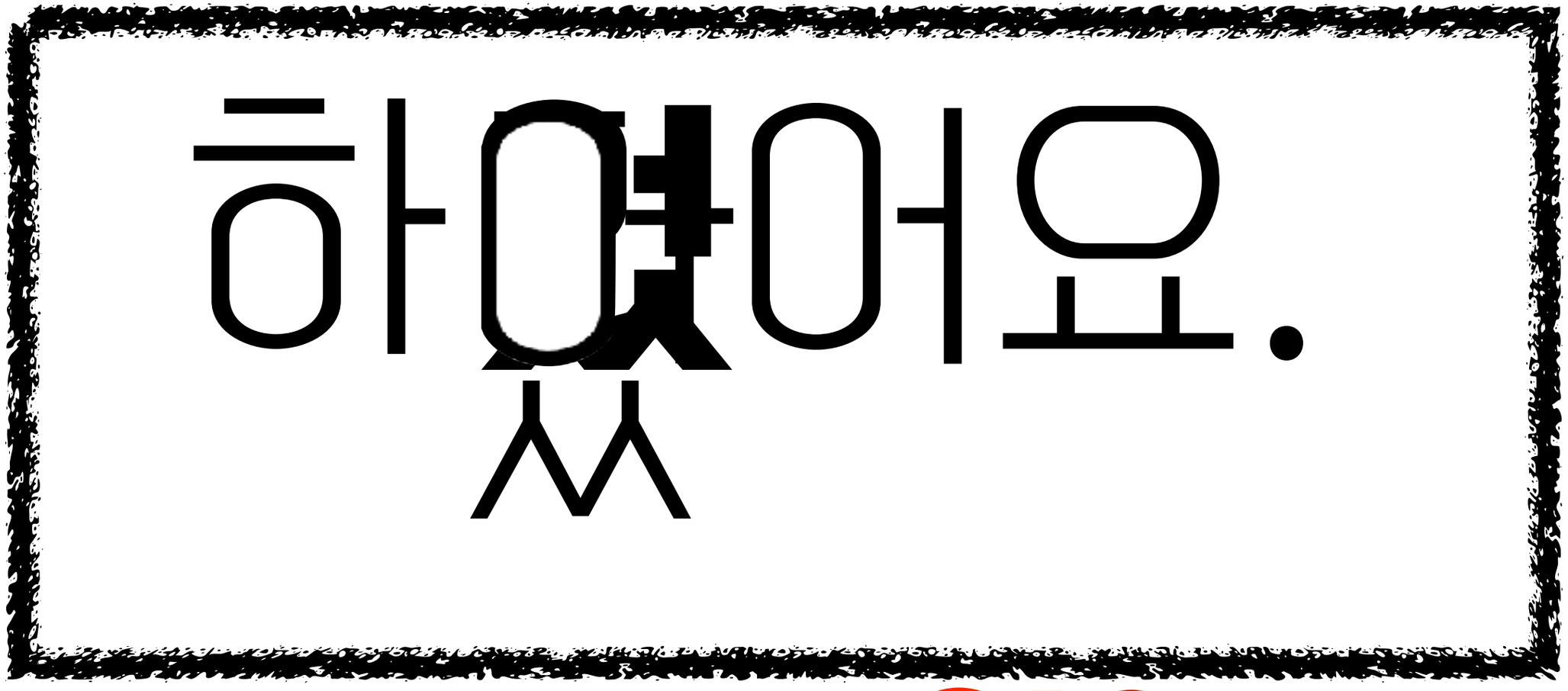

하였어요.

VERB+ 었어요.

stem

Talking about the past

"Last year we **went** to the moon.."

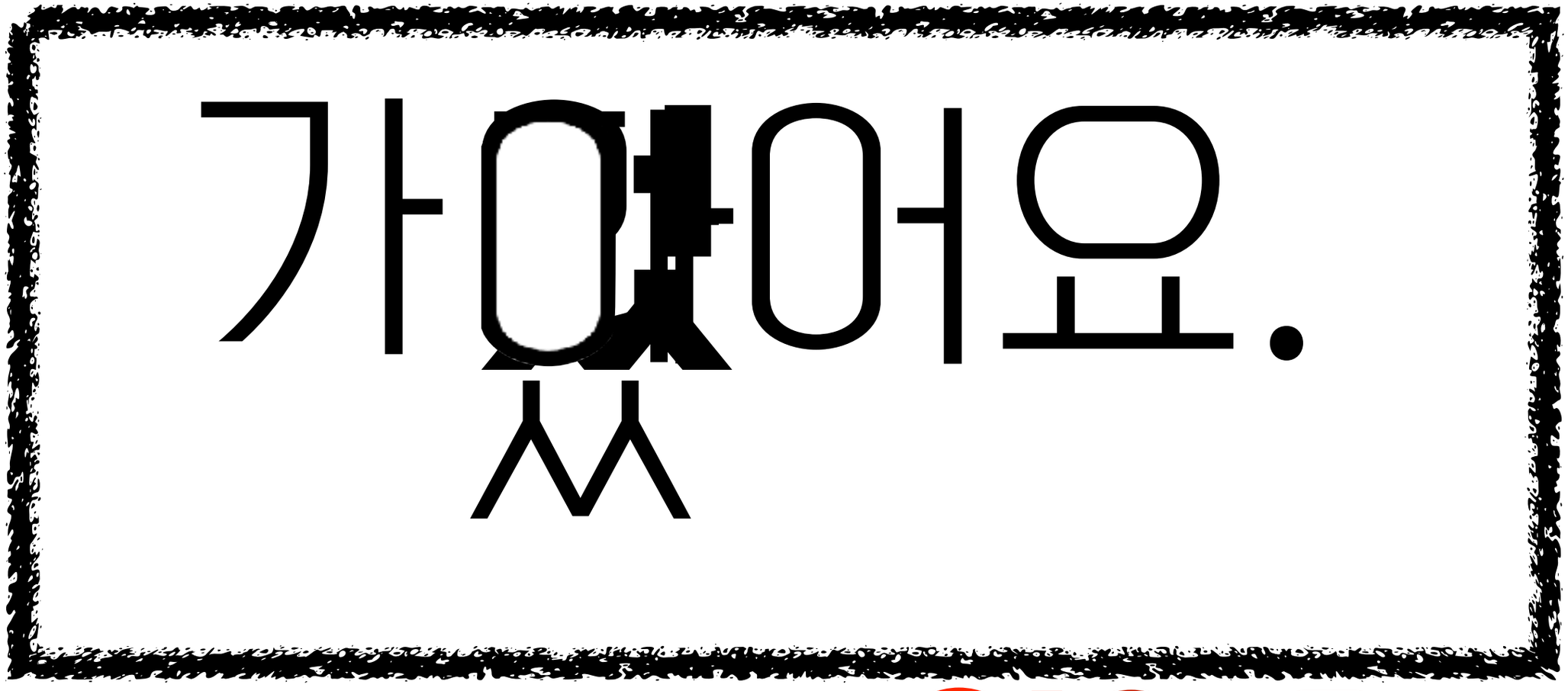

VERB+ ㅆ**었**어요.
stem

Take Note

1. Past tense=**ㅆ어요**

   Incomplete past tense=**ㅆ었어요**

2. Practice making ***realistic*** sentences for each.
3. Use dongsa.net or italki.com to check your work

The "Way" Tag Explained

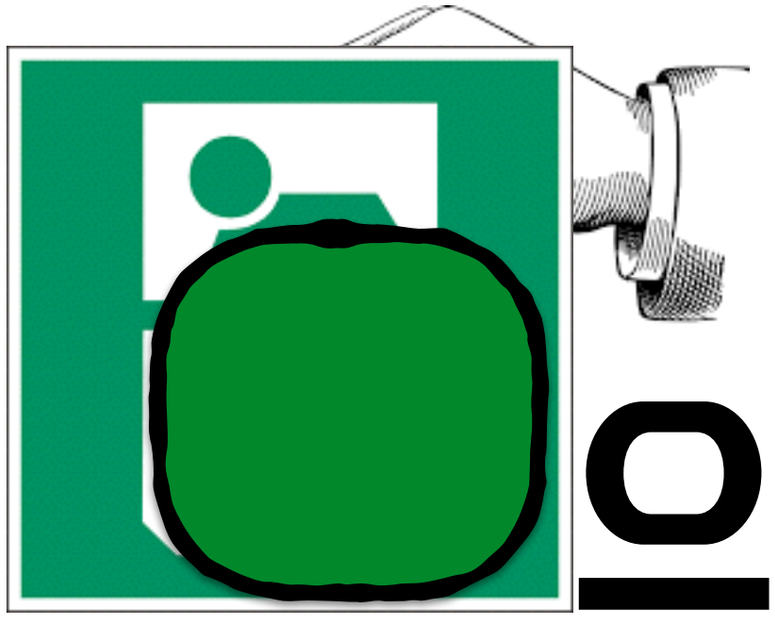

으로 VERB

to by via through with

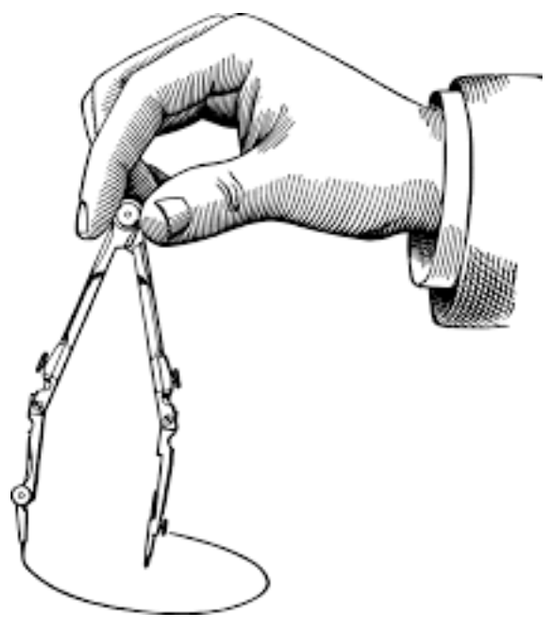

The "Way" Tag

Seoul by comeif talk

????? 서울에 오면 얘기해요.

Fork by can't eat

????? 포크에 못 먹어요.

The "Way" Tag

that kind of heartmind with did

????? ___ 그런 마음으로 했어요.

that movie that song with ended

그 영화가 그 노래로 끝났어요.

Take Note

1. The “Way” tag attaches to the ***means through or by which*** something “verbs”
2. The relational direction is ***opposite*** of English
3. Has the feeling of “through” - like going through a tunnel

AND

In Korean

And... In Korean

In writing...

과 와

consonant과

vowel와

Examples...

사과와

&

감과

&

And... In Korean

In writing...

과 와

consonant과

vowel와

Examples...

사과와

감과

사과와 감과 딸기가 과일이에요.

& & fruit

And.& In Korean

In general...

하고

with verbs
with nouns

Examples...

- 누구**&**하고 왔어요?

- 제인**&**하고 왔어요.

- 자짱면**&**하고 전 주세요.

- 공부**&**하고 잤어요.

And.& In Korean

In general...

하고

with verbs
with nouns

NOTE:

&

- 공부하고 잤어요.
  study & slept

Only for* 하다 *verbs

&

- 먹고 갔어요.
  eat& left/went

To ***"and-ify"*** a verb:
Drop the 다 and stick on 고

And.& In Korean

With people/ things...

랑

can be 이랑
if linked to
consonant

Examples...

- 누구**랑** 왔어요?
  who with came?
  &
  제인**이랑** 왔어요.
  Jane with came
- 뭐 필요하세요?
  what need ^_^
  &
  김치**랑** 멸치 주세요.
  kimchi& anchovy give,please

Take Note

1. **와 과** - When "**&**" is used, **10%** of the time in ***speech*** and **80%** of the time ***in writing***
2. **하고** - This is **your go to** when speaking. In speech, 60% of the time. In writing, pretty much only when linking verbs.
3. **랑/ 이랑** - **70%** of the time ***used with people*** (i.e. who you came to the party **with** etc.) but can be used *with object*.
4. These are just my **estimates** based on feeling. *Go out and see for yourself.*

The Plural Tag

In Korean



"…a noun on its own is neither singular nor plural. It also has an optional plural marker **tul** 들 *-deul*, which is most likely to be used for definite and highly animate nouns…"

https://en.wikipedia.org/wiki/Korean_grammar

“…in general, 들 is not used when the plurality of the noun is clear ***from context.*** For example, while the English sentence *"there are three apple**s**"* would use the plural *"**apples**"* instead of the singular *"apple"*, the Korean sentence **사과**가 세 **개** 있어요 "apple three(**things**) exist" keeps the word 사과 "apple" without a marker. ***The number 3 and the counter*** 개 ***make*** 들 ***redundant.”***

https://en.wikipedia.org/wiki/Korean_grammar

사람이 많아요.

사람들이 다 여자들이에요.

사람들이 다 여자예요.

사람이 다 여자예요.

핸드폰이 많아요.

핸드폰들이 다 검은색이에요.



핸드폰이 다 검은색이에요.

Take Note

1. Mostly used ***with people***
2. **Not THAT** important
3. Nouns are seen ***more like water*** than like *pebbles*
4. Check out the wiki to read more in depth about Korean grammar if you are interested:

https://en.wikipedia.org/wiki/Korean_grammar

Adverbs

In Korean

quickly change
slowly
nicely
differently
obviously
lovingly

quickly 빨리 바꿔요.

slowly 천천히

nicely 예쁘게

differently 다르게

obviously 당연히

lovingly 사랑스럽게

quickly
slowly
nicely
differently
obviously
lovingly

빨리
천천히
예쁘게
다르게
당연히
사랑스럽게

좋아요.

very
extremely
a little bit
obviously
so

좋아요.

very 되게

extremely 굉장히

a little bit 살짝

obviously 당연히

so 너무

좋아요.

Pattern?

~리 히 이

~게

~로

빨리
천천히
예쁘게
다르게
당연히
사랑스럽게

되게
굉장히
살짝
당연히
너무

Pattern?

~리 히 이

~게

~(으)로

검은색으로 바꿔요.

거의

자주

Pattern?

Verb +	~리 히 이
Stem	~(으)로
	~게

Take Note

1. The **“Way” tag** alters verb information, so **functions like adverb**
2. Adverbs must be ***in front*** of verbs
3. Certain adverbs go with **action** verbs
4. Certain adverbs go with **descriptive** verbs
5. Endings to look for: **히,이,리,게,로**
6. Time/ measurement words: *often, a little bit, sometimes*

“Counting” tags

In Korean

Counter tags

Counter tags in Korean

Numbers & Counting

In Korean

일 이 삼 사 오 육 칠 팔 구 십 Sino

1 2 3 4 5 6 7 8 9 10

하나 둘 셋 넷 다섯 여섯 일곱 여덟 아홉 열 Pure

Sino

Number names

Seconds, Minutes

Month & year names

Height & weight

일	이	삼	사	오	육	칠	팔	구	십
1	2	3	4	5	6	7	8	9	10
하나	둘	셋	넷	다섯	여섯	일곱	여덟	아홉	열

Pure

Counting things



Hours

Age

일초	일	1	하나	한 시
이분	이	2	둘	두 개
삼일	삼	3	셋	세 개
사월	사	4	넷	네 개
오번	오	5	다섯	다섯 개
육	육	6	여섯	여섯 개
칠	칠	7	일곱	일곱 명
팔	팔	8	여덟	여덟 번
구	구	9	아홉	아홉 마리
십	십	10	열	열 개(깨)

people

# of times

bodies

X10

1 2 3 4 5 6 7 8 9 10

Having trouble still? That's OKAY!
Have no fear.
Check out the memrise course I made ;-)

1321?

10,000=만

12,321?

1,000=천

267?

100=백

167?

Bigger numbers?

일	이	삼	사	오	육	칠	팔	구	십
1	2	3	4	5	6	7	8	9	10
하나	둘	셋	넷	다섯	여섯	일곱	여덟	아홉	열

17= 10:7

49= 4:10:9

64= 6:10:4

Take Note

1. Sino numbers mostly indicate ***the number itself***
2. Pure Korean numbers mostly **indicate the number OF something**
3. So, Pure Korean numbers -

   order: 1st, second, 7th etc.

   Counting: 1… 2… 3… 4 hats, 2 dogs
4. And Sino numbers -

   rank: top 5, ranked #3, #1 etc.

   number names: #23, Phone #, prices

Comparison

In Korean

Comparison In Korean

> *Less than* or **more than** <

보다 *difference*

보다 더 MORE

보다 덜 less

Comparison In Korean

> *Less than* or **more than** <

크다



저보다 키가 **큰** 사람은 조 씨예요.

Humble I *than* height big person(asfor) Joe Mr. is ^_^

Comparison In Korean

> *Less than* or **more than** <

저**보다** 키가 큰 사람은 조 씨예요.

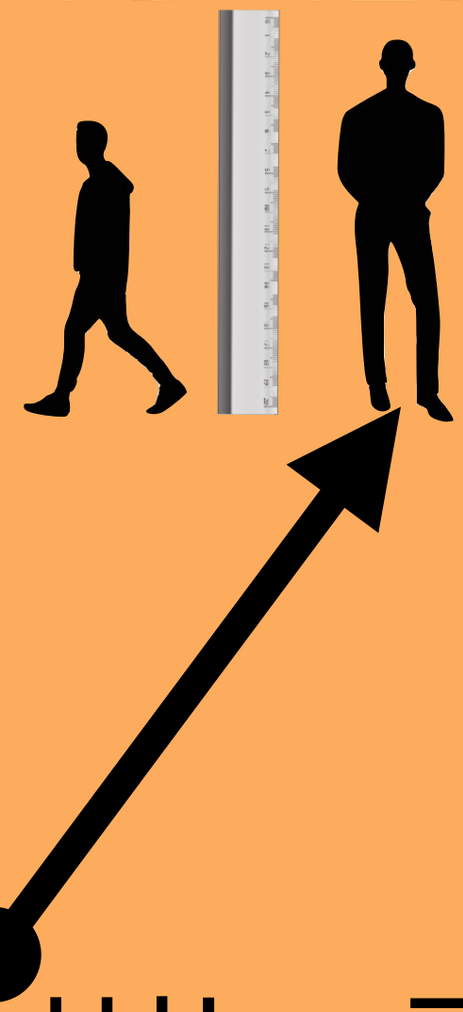

그래서 ∴ 조 씨는 키가 **더** 커요.

Comparison In Korean

> *Less than* or **more than** <

저**보다** 키가 큰 사람은 조 씨예요.
그래서 ∴ 조 씨는 키가 **더** 커요.



그리고& 저는 키가 **덜** 커요.

unnatural but illustrates usage

Comparison In Korean

E X T R E M E S

세상에 키가 **가장** 큰 사람은 230 센티미터예요.

World in height bigg**est** person(asfor) 230 cm is

Comparison In Korean

E X T R E M E S

세상에 키가 **제일** 큰 사람은 230 센티미터예요.

most big

Take Note

Comparison Notes:

1. Pay attention to word order:

   "**A 보다 B** is big" would translate to

   "Compared to A, B is big"

2. **더** = more or -er

   더 빨간 = more red / redder (빨갛다)

3. 덜 = less

4. So…

   보다 더 = more than

   보다 덜 = less than

Take Note

Extremes Notes:

1. **가장** = ~est
2. **제일** = most (best)
3. **가장 & 제일** are mostly interchangeable
4. *There are other words like this, but these will suffice until you encounter others later.*
5. Go on a language safari and try to spot these words ***in the wild*** ~~~ context.

“Do” everything in Korean

“Do”everything

THE Swiss army verb

Incredibly common

하다

When in doubt, just 해 it

“Do”everything

결혼
결혼하다



거짓말 lie
거짓말하다 to lie

하다

준비
준비하다

“Do”everything

걱정
걱정하다



약속
약속하다

하다

기억
기억하다

“Do”everything

사용
사용하다

사랑
사랑하다

하다

시작
시작하다

~ing Form

in Korean

Talking about -ing

"She is doing this right now."

그녀는 지금 이것을 하고 있다

VERB+고 있어요.

stem

Talking about -ing

"We are eating right now."

먹고 있어요.

VERB+고 있어요.

stem

Talking about -ing

"He is in the middle of doing that."

하다

VERB stem + 는 중이에요.

Talking about -ing

"I am in the middle of eating."

먹다

VERB stem + 는 중이에요.

Take Note

1. Often when we would use the ~ing form in English, *Korean will just use the* ***present tense*** *instead.*
2. Korean present tense is more widely applicable than it is in English.
3. 는 중이에요= **RIGHT** in the middle
4. 고 있어요= currently in **process**
5. Use dongsa.net or italki.com to check your work

Future Talk

in Korean

Present tense is more widely used in Korean

In English…

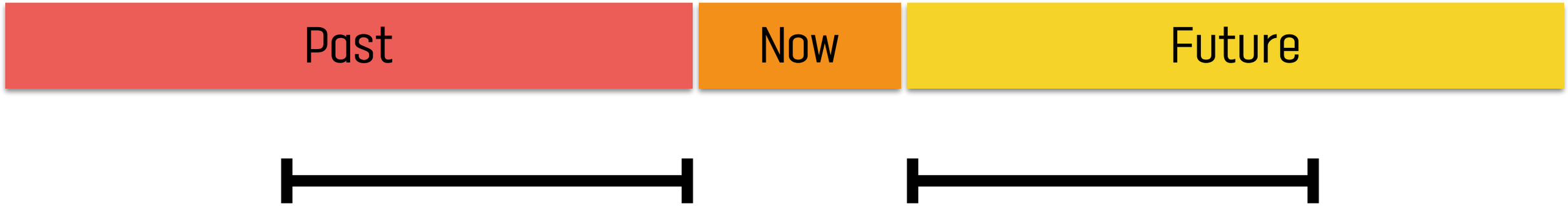

In Korean…

Talking about the future

"Tomorrow we go to Korea."

가요.

VERB+아요.

stem

Talking about the future

"Tomorrow we do the project."

내일 해요.

VERB+어요.
stem

Talking about the future

"Tomorrow we **will** do the project."

내일 할 거예요.

VERB stem + ㄹ 거예요.

Talking about the future

"Tomorrow we will eat kimchi."

내일 김치를 먹을거예요.

VERB stem + 을거예요.

probable

Talking about the past

"Yesterday she **probably did** it…"

그녀는 아마 했을 거예요.

VERB+ㅆ을거예요.

stem

Talking about the past

probable

"Yesterday she **probably had done** the assignment."

하였을거예요.

VERB+ㅆ었을거예요.

stem

probable

Talking about the future

"I'm gonna eat this."

먹겠어요.

"잘 먹겠습니다"

VERB+ 겠어요.

stem

probable

Talking about the future

"I'm gonna do this."

하다

"최선을 다 하겠습니다"

VERB+ 겠어요.

stem

Take Note

1. The **present tense** form in Korean is used more often than *"I will/ am gonna…"* in English
2. Most 외국인 learners use 할거예요 too much at first. (Think *"Tomorrow I go there."*)
3. Use dongsa.net or italki.com to check.
4. 겠 usually implies *"probably will"* but implies ***"I have decided to"*** when talking about a future action of yours.

The Transfer Tag Explained

Transfer ⇋ Tag

?????

존슨한테 줬어요.

Jonson ⇋ gave

?????

미국에 편지를 보냈어요.

Friend ⇋ letter sent

?????

_____

누구한테 배웠어요?

Who ⇋ learned?

Transfer ⇋ Tag

누구한테 배웠어요?

존슨한테 배웠어요.

or

존슨한테**서** 배웠어요.

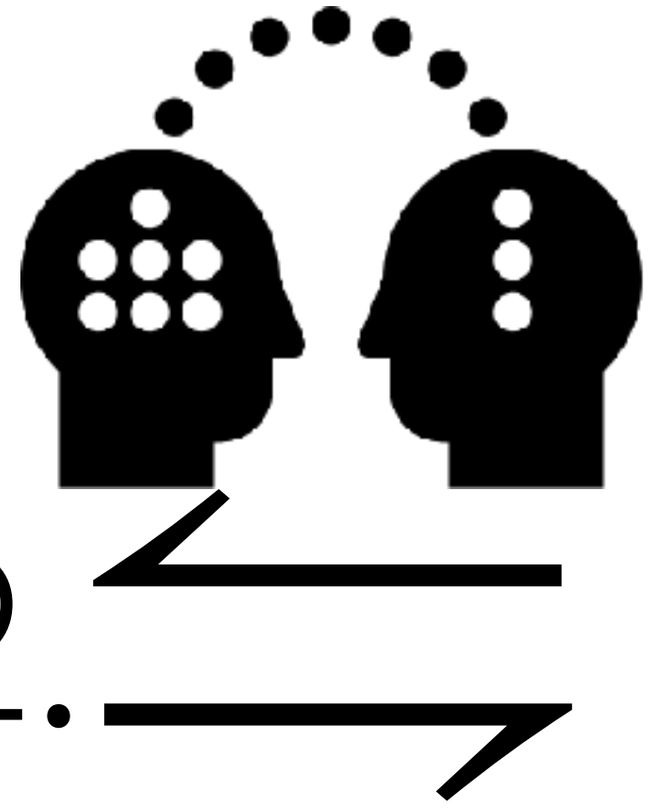

When in doubt just use

한테

Transfer ⇋ Tag

Written form…

????? 존슨**에게** 졌다.

????? 친구**에게** 편지를 보냈다.

Spoken and written form…

???? 사장님께 선물을 드렸습니다.

President ⇋ gift 드리다 (주다)

When in doubt just use 한테

Take Note

1. ⇋ indicates a transfer

2. ⇋ doesn't specify direction

3. Although more often seen in the written jungles of Korean, 에게 = ⇋

4. 께 is honorific but = ⇋

5. When in doubt, use 한테

+ and ++ Tags

Explained

+ and ++

도	또
사과도 사주세요~	사과 또 사주세요~
저도 갈래요~	저 또 갈래요~
이것도 주세요	이것 또 주세요
too	again

Again?

다시

다시 + Verb

“다시” or “다시 한번”

“one more time”

Examples, Again?

다시

다시 말해주세요

다시 한번 해주세요.

- dash - 다시 - dash - 다시 -

Take Note

1. 도 has one “d” so it just ***adds one*** thing
2. 또 adds “d” ***again***
3. **-** 다시 is “again” - 시 relates to time so = ***“one more time”***
4. ***Shall we do this lesson again? -_-;;***

Buts

In Korean

Buts In Korean

하지만

HARD BUT

그러

Soft but

Buts In Korean

하지만

HARD BUT

근데

Soft but

(그런데)

Verb Stem +

~지만

~ㄴ데

Buts In Korean

크다 작다

HARD BUT

~지만

Soft but

~ㄴ데

그 사람은 키가 커요. **하지만** 저보다 작아요.

that person(asfor) height big BUT i/me than small(er)



Buts In Korean

크다 작다

HARD BUT

~지만

Soft but

~는데

그 사람은 키가 커요. **그렇지만** 저보다 작아요.

그렇+지만



Buts In Korean

크다 작다

HARD BUT

~지만

Soft but

~는데

크다 - 다 = 크 + 지만

그 사람은 키가 크**지만** 저보다 작아요.



Buts In Korean

크다 작다

HARD BUT

~지만

Soft but

~는데

크다 - 다 = 크 + ㄴ데

그 사람은 키가 **큰데** 저보다 작아요.

Buts In Korean

크다 작다

HARD BUT

~지만

Soft but

~는데

그런데 shortened

그 사람은 키가 커요. **근데** 저보다 작아요.

Take Note

1. **Hard But=Stem + 지만**

   Soft But=Stem + ㄴ데

2. **하지만** and **근데** function as words alone but illustrate the way to attach ‘but’ to verb stem

3. In general, **just use 근데 -** much more common

4. **ㄴ데** when attached to verbs sort of feels like “though” as in:

   Though he is tall, I am taller.

   Whereas 지만 feels like:

   He is tall but I am taller.

Korean values softness of expression

Connector

Expanded

는데 Expanded

Stem+ㄴ데

“진우 씨가 착해요.”

“진우 씨가 착한데…”

착하다

는데 Expanded

Stem+ 는데

"I think that room over there is the bathroom."



You already checked

"아니에요."

"아닌데요."

(아니다 - 다 + 는데)

는데 Expanded

Stem+ 는데

"I'm gonna go give the dog a bath."



I already did earlier

"했어요."

"했는데요."

(했다 - 다 +**는데**)

는데 Expanded

Telling a story with Stem+ 는데

(했다 - 다 +**는데**)

"저녁 먹고 집에 왔는데..

..the front door was wide open."
..no one was home."
..I went to sleep."

Take Note

는데 Notes:

1. ㄴ데 follows the adjectivizing rules: indicates "*past*"
2. **는데** usually corresponds to *present* but not with verbs already conjugated to past form:

   하다 —> 했다 —> **했는데** - I did it though…

   하는데 would indicate the present

   가다 — > 갔다 —> **갔는데** - I went but… / though I went

   가는데 would indicate "Though I go…"
3. As a connector **는데** indicates a *chronological relationship* between the thing before and the thing after it.

The Possessive Tag in Korean

제레미의 집

제레미 집



상상 로캣 상상의



한국 음식
한국의

Take Note

1. 의 is pronounced 애 when used as possessive
2. Translates to “of” like “de” in Spanish
3. When there’s a miscommunication, emphasize the pronunciation “으이”

The “Able To” Tag in Korean

“Able to” in Korean

Stem+	ㄹ 수 있다

수 ≈ ability

“Able to” in Korean

Stem+ㄹ 수 있다

한국말

하다

“Able to” in Korean

Stem+ㄹ 수 있다

한국에
가다

“Able to” in Korean

Stem+ㄹ 수 있다
김치
먹다

“Able to” in Korean

Stem+ㄹ 수 있다

김치 먹을 수 있어요?

김치 안 먹어요.

김치 못 먹어요.

“Well” in Korean

잘 [do] well

하다 보다 만들다 이다

농구 잘 해요.

잘 봤어요.

잘 만든 김치예요.

“Able to” in Korean

Stem+ㄹ 수 있다

김치 먹을 수 있어요?

A. 김치 **잘** 먹어요.

B. 김치 **잘** 안 먹어요.

C. 김치 **잘** 못 먹어요.

“Able to” in Korean

Stem+ㄹ 수 있다

김치 먹을 수 있어요?

A. 김치 먹을 수가 있어요.

B. 김치 먹을 수는 있어요.

Take Note

Talking about ability…

1. Add ㄹ 수 있다 to verb stem to turn it into

   "able to ***Verb***"

   The 있다 *can be conjugated to any tense**

2. "Can you eat this?" is not referring to your ability to chew and swallow something, but rather whether you can eat it comfortably and enjoy it.

3. **잘** means "well" but can be used to soften what is said. For example, "I am ***pretty*** good at This"

   - '***pretty***' functions like 잘

   Same with '***really***' in "I don't ***really*** eat kimchi"

Reasons & Excuses

In Korean

Reasons and Excuses

In English…

A because B

I ate because I was hungry.

In Korean…

B because A

I was hungry ➤ I ate.

Reasons and Excuses

In English…

A because B

I ate because I was hungry.

In Korean… 배고프다 먹다

배고프니까 먹었어요.

배고파서 먹었어요.

Reasons and Excuses

배고프다 | 먹다 | 가다 | 하다

배고프다

VERB stem + (으)니까

닉가

Reasons and Excuses

배고프다 | 먹다 | 가다 | 하다

문법

VERB stem + (으)니까

닉가

Reasons and Excuses

배고프다 | 먹다 | 가다 | 하다

가다

VERB stem + (으)니까

닉가

Reasons and Excuses

배고프다 먹다 가다 하다

하니까

VERB + (으)니까

stem

닉가

Reasons and Excuses

배고프다 먹다 가다 하다

하다

했어

VERB+아/어서

stem

Reasons and Excuses

배고프다 | 먹다 | 가다 | 하다

그래서

VERB stem + 아/어서

Reasons and Excuses

배고프다 먹다 가다 하다

먹다

VERB+아/어서

stem

Reasons and Excuses

배고프다 | 먹다 | 가다 | 하다

배고파서

VERB stem + 아/어서

Reasons and Excuses

A difference in nuance…

배고파서

"I was hungry so…"

Use as default

VERB+아/어서
stem

배고프니까

"Because I was hungry.."

(You already know this…)

VERB+(으)니까
stem

Reasons and Excuses

Example sentences

이다 다르다

여기는 미국이니까 달라요.



여기는 미국이어서 달라요.



다르+아 ➤달라

Reasons and Excuses

Example sentences 가다 자다

여기는 미국이어서 달라요.

집에 가서 자요.~

밥 해서 먹어요.

Reasons and Excuses

Example sentences

공부하다

연락하다

집에 가서 자요~

밥 해서 먹어요~

학교에 가서 공부해요~

그렇게 해서 연락해주세요~

Take Note

1. Of the two ways to indicate cause and effect ("because") **아/어서 is softer** and cannot be taken wrong. **으니까** however, **can be rude** - implies listener should know already.
2. When in doubt, **use 서**
3. Practice making sentences with these words
4. Even better, try using them with language exchange partners.

Reasons & Excuses

Extended

~ing Noun Form

I am learning

I like learning

stem + 기

배우다 → 배우기

Reasons and Excuses

As a result of analysis... 비가 오다 젖다

noun 때문에 stem~기 때문에

비 때문에 젖었어요.

비가 왔기 때문에 젖었어요.

Reasons and Excuses

As a result of analysis... 없다 사다

noun 때문에 stem~기 때문에

돈 없기 때문에 못 샀어요.

돈 때문에 못 사요.

Reasons and Excuses

As a result of an overlap... 청소하다 가다

stem~느라고

집 청소하**느라고** 파티에 못 갔어요.

친구가 오느라고 못 나갔어요.

Reasons and Excuses

Literally: “why” if ask…

왜냐하면 = 왜+냐+하면

왜?

냐 **Quoted Question**

ate “?” **did**

먹었냐고 했어요.

She asked “Did you eat?”

하면

Reasons and Excuses

As a result of an overlap... 청소하다 가다

왜냐하면 = 왜+냐+하면

왜? / 하냐고 했어요. / 하면

파티에 못 갔어요.

왜냐하면 집 청소했으니까요.

Reasons and Excuses

As a result of an overlap... 청소하다 가다

왜냐하면 = 왜+냐+하면

왜? / 하냐고 했어요. / 하면

A: 파티에 못 갔어요? 왜요?

B: 집 청소해서요.

Reasons and Excuses

As a result of an overlap... 살다 많다

왜냐하면 = 왜+냐+하면

왜? / 하냐고 했어요. / 하면

서울에서는 많은 사람들이
아파트에서 살아요.

왜냐하면 사람이 많으니까요.

Take Note

1. **Verb+기 때문에**… *(I've thought about this and what I've come up with is)*

   because of verb (in noun form) —> ***result***

2. **noun 때문에**… *(I've thought about it and this thing is the cause)*

   because of noun —> ***result***

3. **Verb+느라고** …because I was doing verb *(lost track of time)* ***result***

4. **왜냐하면** - literally "if ask why" = because as a single connector word

Communicating Your Intentions in Korean

Talking about the future

"Tomorrow we **will** do the project."

내일 할 거예요.

VERB stem + ㄹ 거예요.

Talking about intentions

Talking to the person who the project is for

"We will do the project." (for you)

하게예요.
ㄹ

VERB+ㄹ게예요.
stem

Talking about intentions

Talking to the person who made the food for you

"I will eat it [soon/ later]."

먹을게요.

VERB + ㄹ게요.

stem

Take Note

1. Starting with future tense…
2. Smash the syllables together to connect it to the listener.
3. Write out practice sentences.
4. Use dongsa.net or italki.com to check your work

Talking about intentions

"I want to eat it."

먹고 싶어요.

VERB+고 싶어요.

stem

Talking about intentions

"I want to do that."

하다

VERB stem + 고 싶어요.

Talking about intentions

되다

"I want to be that."

되다

VERB stem + 고 싶어요.

Talking about intentions

"I would like to do that."

ㄹ래요

VERB stem + ㄹ래요.

Talking about intentions

“I would like to eat that.”

먹고 싶어요

VERB+ stem 고 싶어요.

Talking about intentions

되다 "I would like to be that."

되다

VERB+ stem ㄹ래요.

Talking about intentions

"I intend to do that."

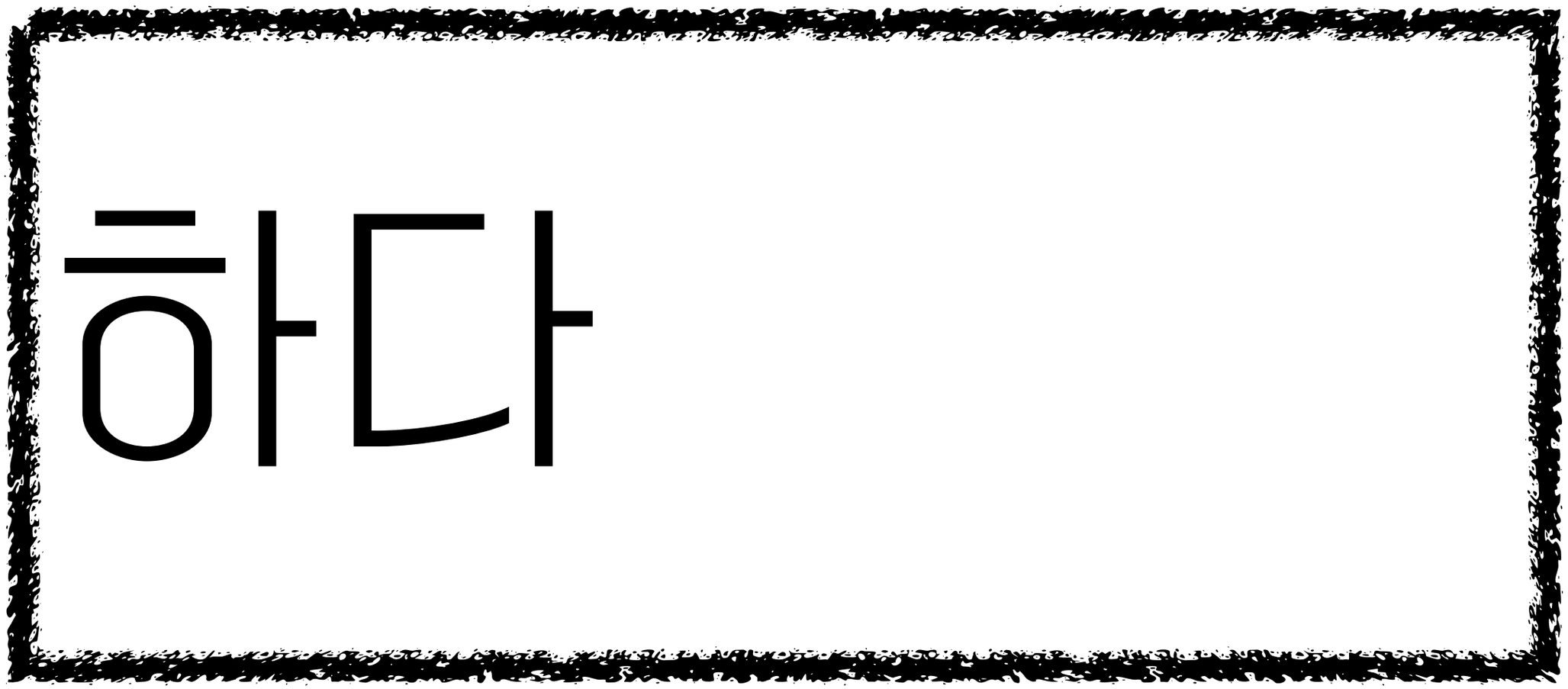

VERB+ 려고 해요.
stem

Talking about intentions

"I intend to do that."



VERB stem + 려고 해요.

Talking about intentions

되다 "I intend to do that."

되다

VERB+ 려고 해요.
stem

Pronunciation of 려

려 = 리+여

려 = liyaw

VERB stem + 려고 해요.

Take Note

1. Practice saying **려 AT LEAST 50 times** before moving on. You'll thank me later. ^_^
2. **하고 싶어요** essentially communicates "I have the desire to do this *but I might not necessarily do it.*"
3. **할래요** communicates "I have the desire **and intend to do it** if the opportunity arises."
4. **하려고 해요** communicates "I am certain about **my intention** to do this. I'm gonna do it."
5. Make practice sentences and check them.
6. Use dongsa.net or italki.com if you need to.

Communicating Obligation in Korean

Talking about obligations

"I have to do that."

하다

VERB+야 되요.

stem

Talking about obligations

"I have to eat."

VERB+야 해요.

stem

Talking about obligations

"I have to go."

가야

VERB+야 해요.

stem

Talking about obligations

"I have to do that."

하다

VERB+야 해요.

stem

Talking about obligations

"I have to eat."

VERB+야 해요.

stem

Talking about obligations

"I have to go."

가야

VERB+야 해요.

stem

Take Note

1. No need to use 해야 해요 form at all. Just know it.
2. Every verb will keep it's stem AND the 어/아 that comes after it.
3. Use dongsa.net or italki.com to check your practice sentences.

Trying things in Korean

“Trying” in Korean

In English…

Do and see!

Try and see!

Go and see!



In Korean…

Changed Verb + 봐요

보다 = *to see*

“Trying” in Korean

Changed Verb + 봐요

하다

하+아+요.

Try it!
Give it a shot!
Give it a try!

“Trying” in Korean

Changed Verb + 봐요

먹다

먹 + 봐요.

Try eating it!
Take a bite!
Give it a try!

“Trying” in Korean

Changed Verb + 봐요

먹다

읽어봐요.

Try reading it!
Take a look!
Give it a look!

Let's do this!

in Korean

Let's do this.. in Korean

full speech

Shall we....?

hlf spch

Let's...!

Let’s do this.. in Korean

하다 먹다 가다

full speech

stem+ㅂ시다

하다

hlf spch

stem+자

하다

Let’s do this.. in Korean

하다 먹다 가다

“polite” speech

stem+ㅂ시다

게임 합시다

hlf spch

stem+자

게임 하자

Let’s do this.. in Korean

하다 먹다 가다

“polite” speech

stem+ㅂ시다

가다

hlf spch

stem+자

가다

Let’s do this.. in Korean

하다 먹다 가다

“polite” speech

stem+ㅂ시다

화장실에 갑시다

hlf spch

stem+자

화장실 가자

Let’s do this.. in Korean

하다 먹다 가다

“polite” speech stem+ㅂ시다

먹다

hlf spch stem+자

먹다

Let’s do this.. in Korean

하다 먹다 가다

“polite” speech stem+ㅂ시다

사과 먹읍시다

hlf spch stem+자

밥 먹자

Honorific Verbs in Korean

“polite” speech

먹다

드시다

드시+어요

ㅣ + ㅓ = ㅔ

hlf spch

Honorific Verbs in Korean

"polite" speech

자다

주무시다

주무시+어요

ㅣ + ㅓ = ㅔ

hlf spch

Take Note

1. With honorifics, people will forgive you if you make a mistake.
2. **Half or full speech? Depends on *situation*:**

   Talking to **a group with some older ppl**: ***full***

   Talking to **a group your age or younger**: ***half***

   Talking to **large group**: ***full***

   Talking to **one person** who is a “friend”: ***half***

3. Let’s!!!
   Half version: add 자
   Full version: add ㅂ시다

Using Honorific Verbs in Korean



Using Honorifics

높임말

Raised speech **Diamond Spice**

Leaders, randoms, elderly

너나

Far-away speech

Gold mode

Everyone, ***groups***

존댓말

Move down?

Respect speech

Silver mode

Everyone

반말

Half speech

Plastic mode

“Friends,” dogs, kids

Using Honorifics

높임말

Drop 시 in — 하시다

니다

Stem+ㅂ니다

Glue is 스

존댓말

Stem+요

반말

Stem+아/어/야

Drop the 요

Using Honorifics

하다

니다

합니다

높임말

하세요

존댓말

해요

반말

해

Using Honorifics

가다

니다

존댓말

반말

높임말

가세요

습니다

가요

가

Using Honorifics

계시다

있다

exist

have

계세요

있으세요

높임말

니다

있습니다 계십니다

존댓말

있어요

반말

있어

Using Honorifics

뵈다
보다

see/visit

look/see

배요
보세요

높임말

니다

봅니다 뵙습니다

존댓말

봐요

반말

봐

Using Honorifics

자다

주무시다

주무세요

높임말

주무십니다

잡니다

존댓말

자요

반말

자

Using Honorifics

먹다

드시다

드세요

높임말

드십니다

니다 먹습니다

존댓말

먹어요

반말

먹어

Using Honorifics

주다

니다

존댓말

반말

드리다

드리세요

주세요

높임말

드립니다

줍니다

드려요

줘요

줘

Using Honorifics

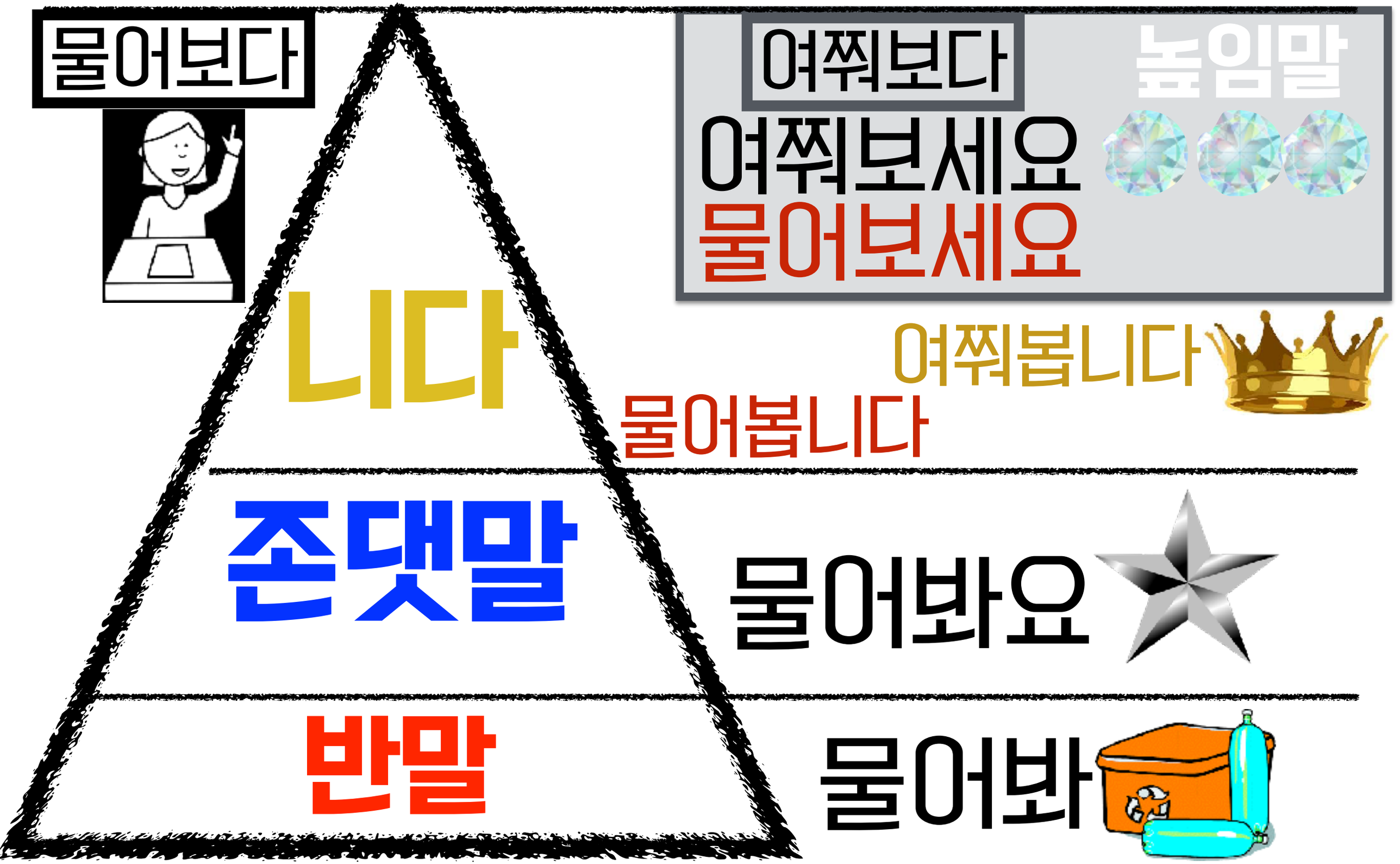

Take Note

1. How do I know which to use and when?

   Just use 요 all the time

   The hierarchy will become intuitive
2. Native Koreans have trouble with this sometimes too
3. Always keep social position/ hierarchy in mind

   Play the game: Where am I in relation to this person?
4. **~세요** will be used for *"polite commands"*
5. **~니다** used usually when you're *looking at a group*
6. *Half speech with small people, animals and friends*
7. *Find out the other person's title* ***right away,***

   default title is NAME 씨

Honorific Words in Korean



LIST

Verbs

존댓말

Titles

반말

Names

니다 드립니다

존댓말 제레미님

반말 제레미야~

니다

합니다 - 했습니다

존댓말

해요 - 했어요

반말

제인아~

니다

Situational

존댓말

Titles/요

반말

No 요☛야

니다 드려요/드립니다

존댓말 저요? X요?

반말 나야? 너야?



1.이름☛성함	이름이 뭐예요?	성함 어떻게 되세요?
2.말☛말씀	말해요.	말씀하세요.
3.사람/명☛분	몇 명이에요? 좋은 사람	몇 분이세요? 좋은 분
4.생일☛생신	생일 축하해	생신 축하드려요.
5.밥☛진지	밥 먹었어요?	진지 드셨어요? **식사**하셨어요?
6.나이☛연세	나이 어떻게 되요?	연세 어떻게 되세요?
7.집☛댁	제레미의 집	할머니의 댁

Take Note

1. 저/title — 요

   나/너 — 야/어/아
2. Same mode with same person
3. Use honorific when talking ***about*** Boss Grandma too
4. Trust me, it will come with time.

   Patience - let the plant grow

4. Stick to 요 until ready to branch off
5. Pay attention to real life usages
6. Importance of language exchange

Quoted Speech in Korean

Legend

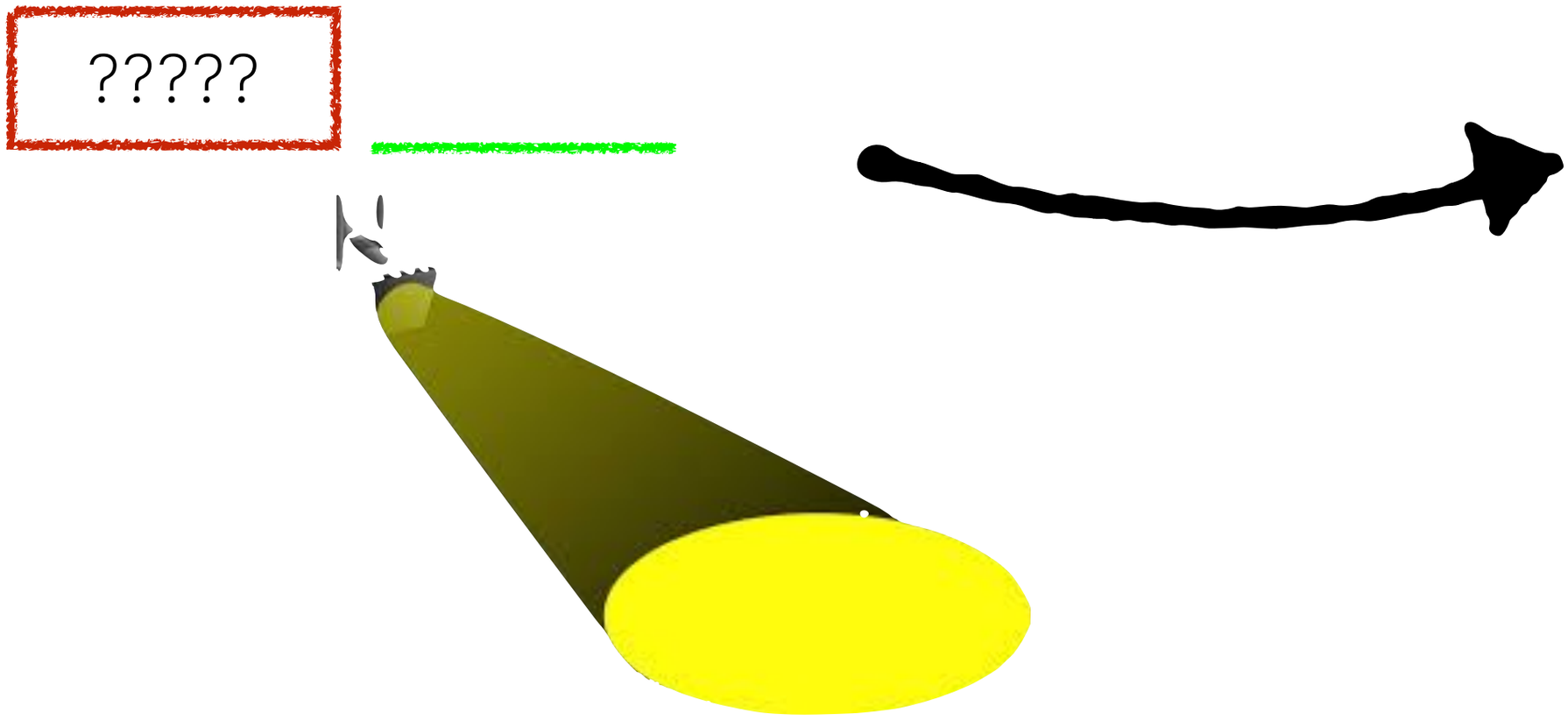

Take Note

1. No need to use 해야 해요 form at all. Just know it.
2. Every verb will keep it's stem AND the 어/아 that comes after it.
3. Use dongsa.net or italki.com to check your practice sentences.