


PDF GUIDE

# HOW TO OVERCOME TECHNOLOGY OVERWHELM

---

## ZOOM Filters To Look Fantastic

with  
*Siddiqi Ray*



# ZOOM: SELECTED FILTER SETTINGS

**WITH FILTER SETTINGS**

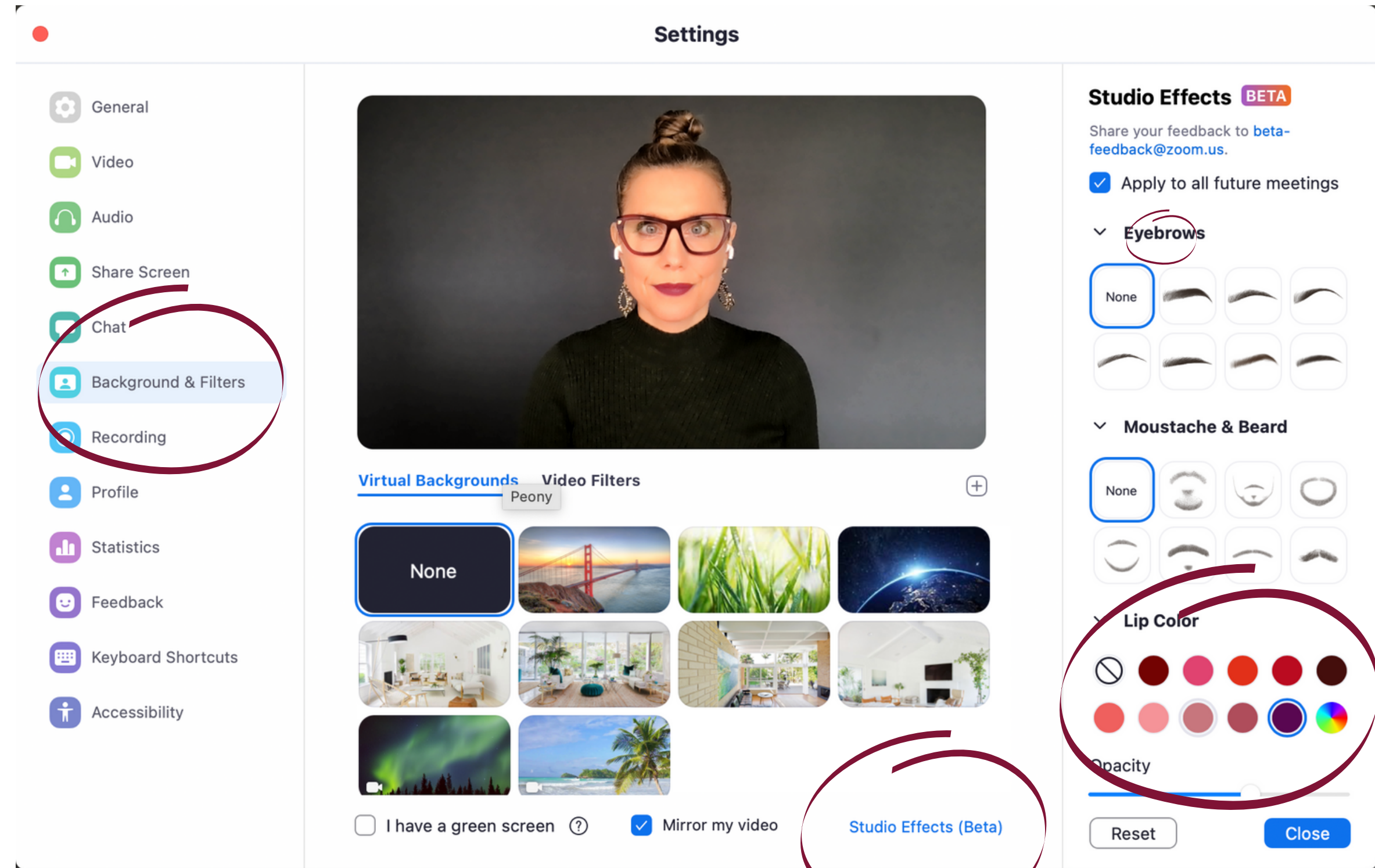
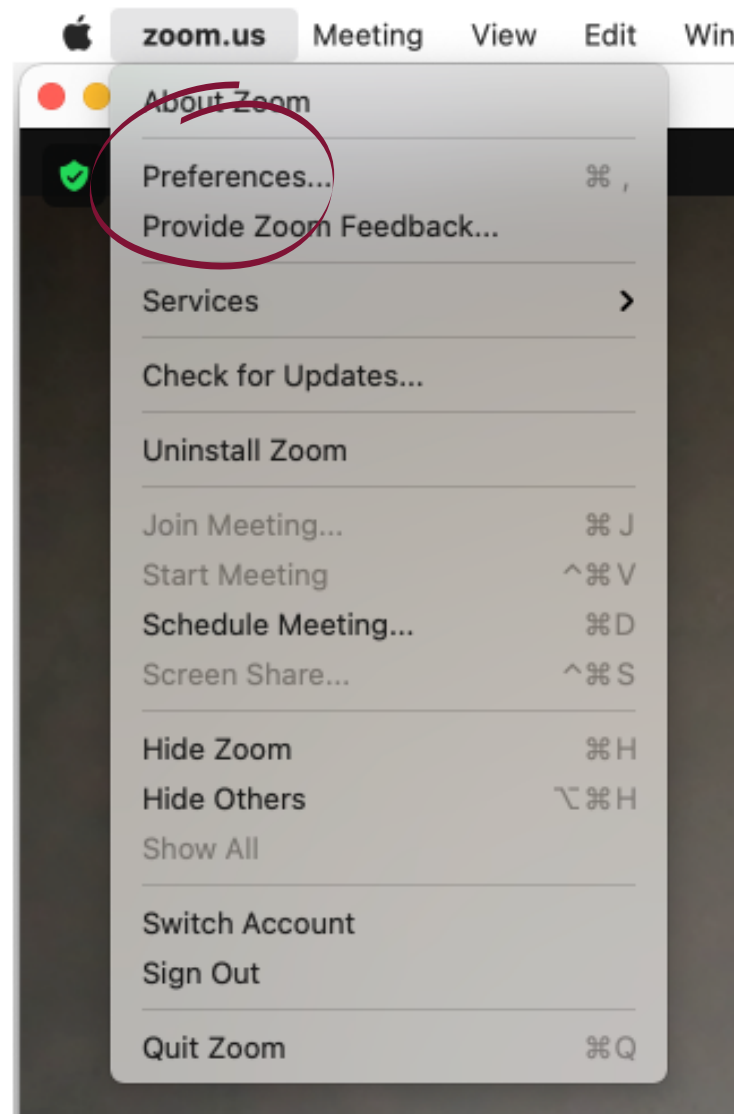


**NO FILTER SETTINGS**





# ZOOM: FILTERS TO LOOK FANTASTIC



# ZOOM: SELECTING FILTER SETTINGS



1. 'Mirror my video' corrects for camera
2. 'Touch up my appearance' use sparingly
3. 'Adjust for low light' gives a boost to overall look
4. 'Always show video' gives you a chance to check yourself out before entering a meeting

**Settings**

- General
- Video**
- Audio
- Share Screen
- Chat
- Background & Filters
- Recording
- Profile
- Statistics
- Feedback
- Keyboard Shortcuts
- Accessibility

**Camera**

FaceTime HD Camera (Built-in)

**1**  Original ratio  HD  Mirror my video

**My Video**

**2**  Touch up my appearance

**3**  Adjust for low light (Auto)

Always display participant name on their videos

Turn off my video when joining a meeting

**4**  Always show video preview dialog when joining a video meeting