


Reading Practice: B, D, E, and G Simple


Ex 1




Ex 2



Ex 3



Ex 4



Ex 5



Reading Practice: B, D, E, and G

Ex 1



Ex 2




Ex 3



Ex 4




Ex 5



Reading Practice: C and A Simple


Ex 1



Ex 2




Ex 3



Ex 4



Ex 5



Reading Practice: Dotted Quarters Simple


Ex 1



Ex 2



Ex 3



Ex 4



Ex 5




Reading Practice: Dotted Quarters

Ex 1




Ex 2



Ex 3



Ex 4




Ex 5




Reading Practice: E, F, and G


Ex 1




Ex 2




Ex 3



Ex 4



Ex 5



Reading Practice: E, F, and G Simple


Ex 1



Ex 2



Ex 3



Ex 4



Ex 5



Reading Practice: 3/4 Time Simple

Ex 1



Ex 2



Ex 3



Ex 4




Ex 5



Reading Practice: 3/4 Time

Ex. 1





Ex. 2



Ex. 3



Ex. 4




Reading Practice: 6/8 Time

Ex. 1



Ex. 2



Ex. 3



Ex. 4



Reading Practice: Staccato and Legato

Ex. 1

Musical notation for Ex. 1: A single staff in 6/8 time with a treble clef. The melody consists of eighth and quarter notes, some with accents, demonstrating staccato articulation.

Ex. 2

Musical notation for Ex. 2: A single staff in 4/4 time with a treble clef. The melody consists of quarter and eighth notes, demonstrating legato articulation.

Ex. 3

Musical notation for Ex. 3: A single staff in 3/4 time with a treble clef. The melody features eighth and quarter notes with slurs, demonstrating legato articulation.

Ex. 4

Musical notation for Ex. 4 (top): A single staff in 6/8 time with a treble clef. The melody consists of quarter and eighth notes, demonstrating staccato articulation.


Musical notation for Ex. 4 (bottom): A single staff in 6/8 time with a treble clef. The melody consists of quarter and eighth notes, demonstrating staccato articulation.

Reading Practice: Sharps and Flats 2

Ex. 1



Ex. 2



Ex. 3



Ex. 4



Reading Practice: 4th String 1


Ex. 1




Ex. 2



Ex. 3



Ex. 4




Reading Practice: 4th String 2


Ex 1




Ex 2



Ex 3




Ex 4



Reading Practice: Key Signatures 1


Ex. 1




Ex. 2



Ex. 3




Ex. 4




Reading Practice: Key Signatures 2

Ex. 1



Ex. 2



Ex. 3



Ex. 4

