

Imagine what you can sew





Introducing mySewnet™: The World's First Subscription for Embroidery Editing & Design Streaming

Capture, Design, Edit & Sew Anything You Can Dream Of

Everything is connected. Like magic!

mySewnet™ is a subscription-based collection of software and apps designed to unleash your sewing and embroidery creativity.

In your sewing room, by your computer, on your sofa with a tablet or on the bus with your smartphone, mySewnet™-connected products and creative tools make it possible to be creative anywhere.

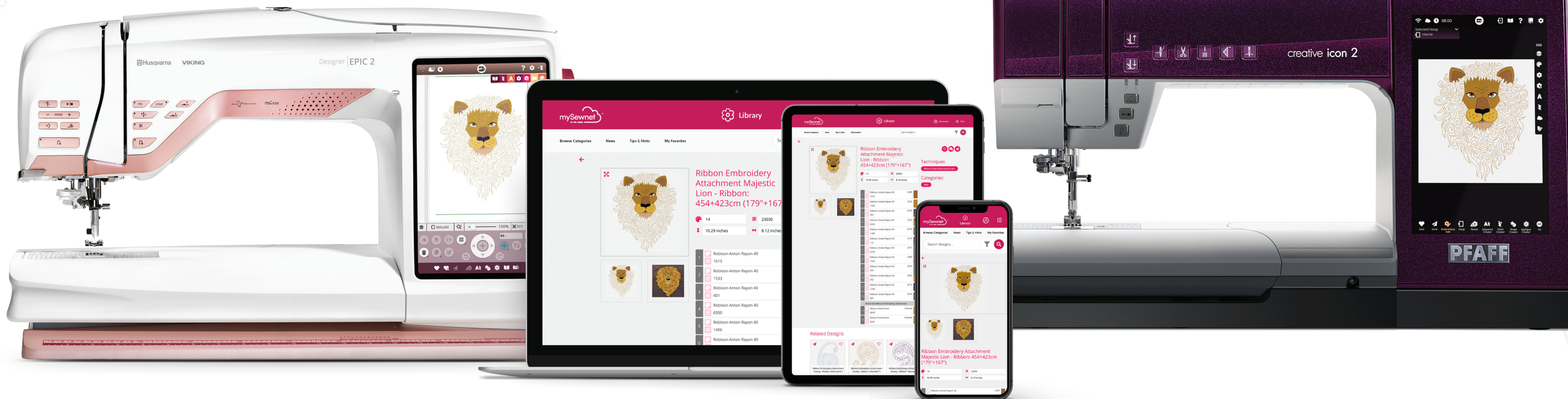
The mySewnet™ Embroidery Software, creative tools, smart device apps, and even your embroidery machine are seamlessly connected to communicate with each other.

This makes finding, creating, editing, saving and sending designs to your embroidery machine a breeze.

Forget about USB-thumb drives—everything happens wirelessly. Just imagine what you can sew!



Visit mysewnet.com to get started!



mySewnet™ Embroidery Tools: Our Most Powerful Creative Tools Yet

For the first time, mySewnet™ Embroidery Software is now included with a mySewnet™ Silver or Platinum Subscription!

Imagine What You Can Sew

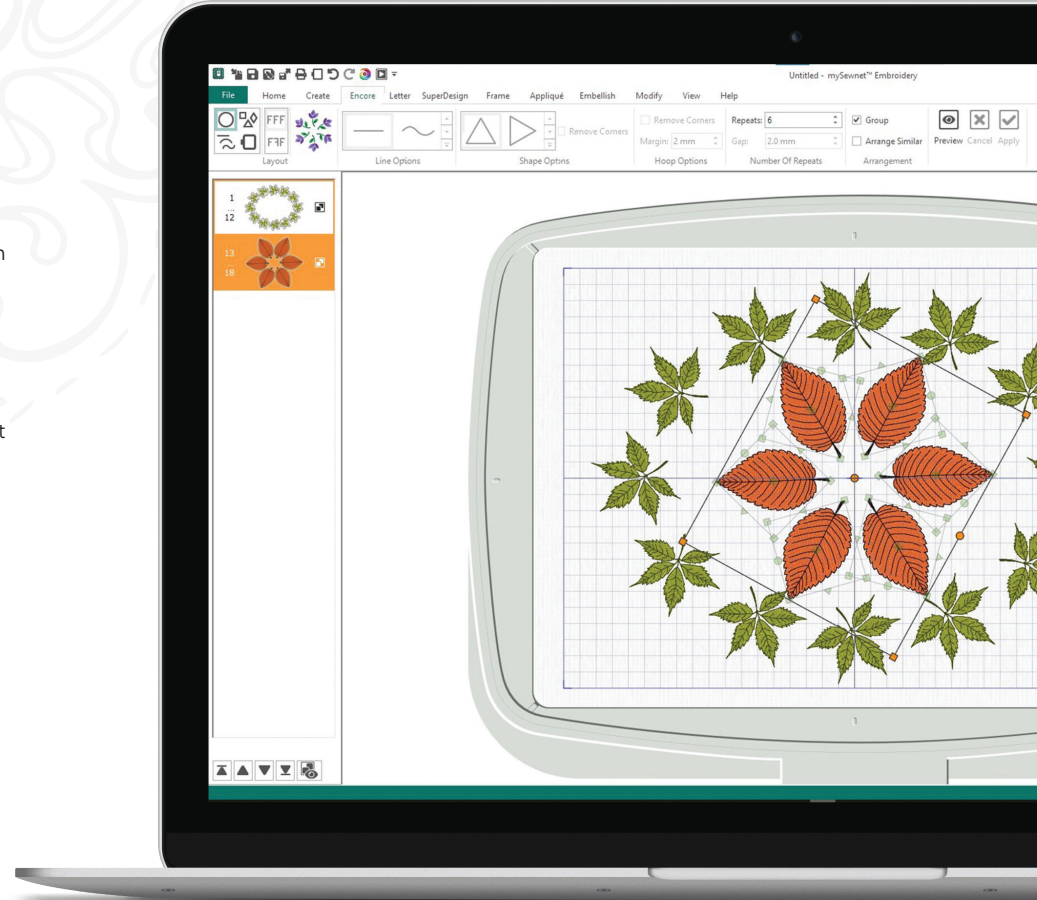
Many mySewnet™ Embroidery Software features have been redesigned from the ground up, so you can easily create your designs with amazing results.

Digitize stitch-by-stitch with three great options: Quick Create, Freehand Create, Precise Create, or use step-by-step help.

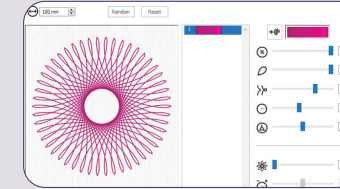
mySewnet™ Embroidery Software guides you with the most Creative Wizards in the industry including an incredible embellishment tool for automatic Ribbon Embroidery, the all new Spiro Design, World Sculpt, and more!

Plus, with your subscription, you'll get new features added automatically as we continue to update mySewnet™ Embroidery Software throughout the year.

No need to buy another version again — you'll always have the latest!

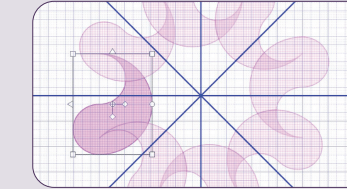


mySewnet™ Embroidery Software Includes¹



12 Creative Wizards

Step-by-step guides allow you to easily create your own custom designs or enhance existing ones.



Draw & Paint

Create your own designs using simple drawing tools or use Wizards to help design the perfect embroidery.



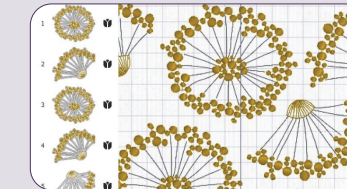
Stitch Editing

Amazing tools to edit and customize any design to your liking, the perfect complement to digitizing your ideas.



Ribbon Embroidery

Create stunning, textured designs with the industry's first Ribbon Embellishment Accessory.




Embroidery Filmstrip

See a birds-eye view of a complete design on your workspace all at once. Even manage the stitching order.



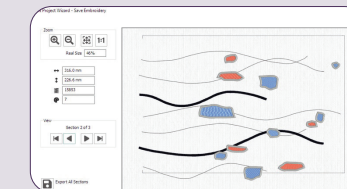
Digitizing With 3 Creative Modes

Create your designs in feature-rich modes: Quick Create, Freehand Create, or Precise Create.




Spiro Design

Enhance your creativity with new unique and playful geometric designs — perfect for quilt patterns!



Split Project

This time-saving feature lets you split large designs into smaller, easier-to-manage sections.



Word Sculpt

Choose words and fill-in your own custom shape to convey your personalized (and creative) message.

¹ Some features require a mySewnet™ Platinum Subscription or additional hardware. Visit mysewnet.com for more information.



mySewnet™ Library*:
Inspiration at Your Fingertips

With a mySewnet™ Silver or Platinum Subscription, you'll get full access to more than 5,500 designs, with new ones added every week. Easily send any design to your embroidery machine or save to your mySewnet™ Cloud to enjoy later on.

You can even open a design in mySewnet™ Embroidery Software to edit, add text, or combine designs. There's no limit to how many designs you can collect!



mySewnet™ Creative Tools:
Bring Out the Creator in You

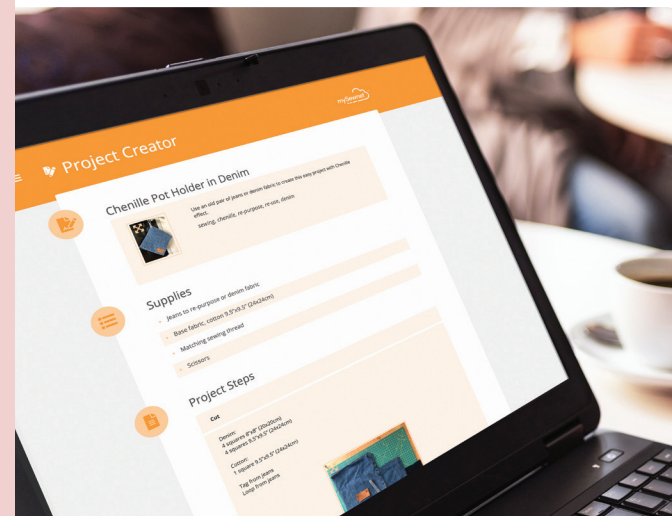
Included in your mySewnet™ Silver and Platinum Subscription, our collection of mySewnet™ Creative Tools lets you bring your imagination to life.



mySewnet™ Cloud*:
Access Your Designs From Anywhere

Save your designs, stitches and project files to a folder on the Internet instead of on your computer's hard drive. This lets you access your files from different devices anytime, anywhere, creativity inspires you.

You'll get 100MB of private and secure storage, enough for 1,000's of files. Simply sign-in to your mySewnet™ Account from your PC or Mac®, smartphone or tablet and even your mySewnet™-connected embroidery machine to start using.



mySewnet™ Project Creator*:
Create. Share. Inspire.

Turn your favorite sewing projects into step-by-step instructions that can be shared with friends, family or anyone you might want to inspire!

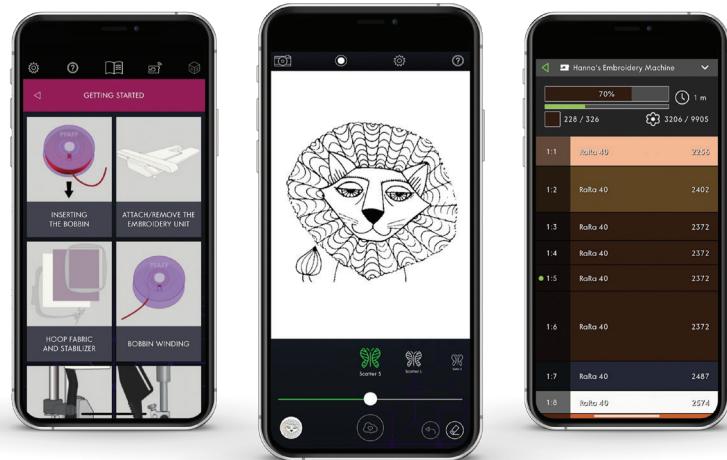
Just describe each step of your project using images, stitches, embroidery designs, and even videos. Then share a link to your completed project to allow others to follow along and recreate your designs.

* Some features require a mySewnet™-connected machine.

mySewnet™ -Connected Smart Device Apps: Expand Creativity Beyond Your Machine

We've built a collection of companion apps that connect you to your PFAFF®, HUSQVARNA® VIKING® or SINGER® embroidery machines. Use your smartphone (or tablet) to keep track of your project's progress and even help with the design of your creation.

(Download these apps from the **mySewnet™ Dashboard**, from mysewnet.com/downloads or from your favorite app store)



Project Assistants

View step-by-step sewing instructions and tutorials from the comfort of your favorite chair.

Each step syncs automatically between the app and your sewing machine allowing you to follow instructions without missing a beat.

You'll be creating your next masterpiece in no time!



PFAFF® CreatorCue



HUSQVARNA® VIKING® JoyOS Advisor

Photo Digitizing

Take a photo of anything that inspires you and automatically turn it into an embroidery design.

Save the design to your mySewnet™ Cloud drive and it will be synchronized to your machine and computer.

Edit the design, change colors or just get ready to start sewing!



PFAFF® ImageStitch



HUSQVARNA® VIKING® QuickDesign

Project Monitor & Placement

No need to babysit your embroidery machine. The **Project Monitor app** displays information about your current project including when you need to change threads and once the embroidery is finished.

The **Design Placement app** helps you position your embroidery design exactly where you want it. Just take a photo of your hooped fabric with the app and send it to your machine to position the design.



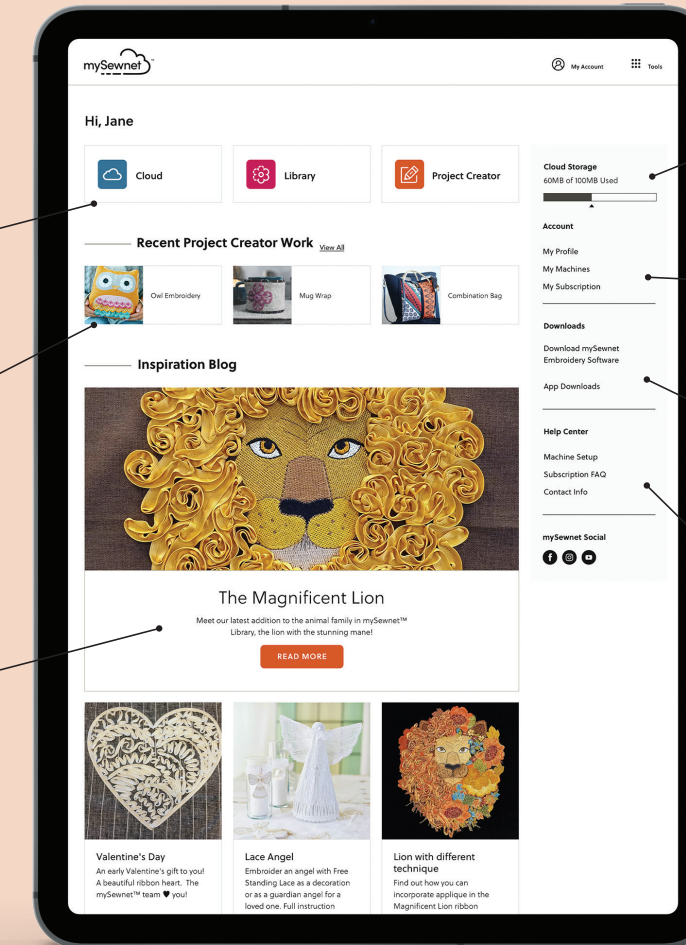
PFAFF® SewNotice



HUSQVARNA® VIKING® mySewMonitor

mySewnet™ Dashboard: The Starting Point for Your Next Big Idea

mySewnet™ Subscriptions include a convenient Dashboard with links to creative tools, inspiring content¹ and easy ways to manage your account and subscriptions.



Creative Tools

Convenient access to all of your mySewnet™-connected creative tools.

Recent Work

Find your most recent work at a glance to help you quickly get you back to sewing.

Inspiration Blog

Get the latest tips, tricks and beautiful designs, all curated to keep your creative ideas flowing.

Cloud Storage

Keep tabs on how much space you have available to store your designs.

Account Management

Easily maintain your account, update your subscription and even manage your machines.

Download Software

Quick access to download your embroidery software and smart device apps.

Help Center

Reach us here if you have a question to get the most out of your mySewnet™ subscription.

¹ Some mySewnet™ Dashboard features & content will be available February, 2021. Visit mysewnet.com for more information.

mySewnet™ Subscriptions

Whether you're a seasoned embroidery creator or just dipping your toe in the world of sewing machines, there's a subscription for you. Plus, they are risk free! You have the freedom to change your plan or cancel online at any time.

Visit mysewnet.com to Start Your Subscription!

mySewnet™ BASIC

- ✓ mySewnet™ Basic Features Include Color Change, Color Sort, Scale and More!
- ✓ Create Your Own Project with mySewnet™ Project Creator.
- ✓ Easily transfer designs using the mySewnet™ Cloud.
- ✓ Android and iOS apps for Help and Project Instructions, Design Placement, Stitch Monitoring and More!
- ✓ mySewnet™ Embroidery Software is always up-to-date.

mySewnet™ SILVER

All that Basic Offers, Plus:

- ✓ Lettering: More than 200 Premium Embroidery Fonts.
- ✓ Resize: Change the size of your embroidery designs with Automatic Density Recalculation.
- ✓ Encore: Easily create repeating patterns.
- ✓ Split Project: Divide large projects into smaller sections to fit any hoop size.
- ✓ Endless Wizard helps you create repeating embroideries from any design.
- ✓ Access to more than 5,500 Patterns in mySewnet™ Library, plus over 2,000 Super Designs built to scale to any size!

mySewnet™ PLATINUM

All that Silver Offers, Plus:

- ✓ Create your own designs with our most powerful Embroidery Software yet.
- ✓ All 12 Creative Wizards, including new and unique Spiro Design, Photo Stitch, Quilt Block, Word Sculpt and more!
- ✓ World-class full digitizing in three creative modes: Quick Create, Freehand Create, or Precise Create.
- ✓ New Embellishment Tool to create unique ribbon embroideries.
- ✓ Redesigned Draw & Paint Module that's easier to use, featuring freehand tools and powerful multiply-repeat patterning.
- ✓ Powerful Stitch Editing complements digitizing to let you customize any design.

And so much more!



Some features require a mySewnet™-connected machine. ²"Most tools in the industry" claim when compared to other leading consumer embroidery editing software, Brother PE Designer 11, Embriance Bundle, Embird 2019, Janome Digitizer 5.5, Floriani Total.Ctrl v1. Pricing shown is for our customers in the U.S. Please visit mysewnet.com for pricing in your region.

Welcome to mySewnet™ Let's Get You Started!

If you've already subscribed to mySewnet™ we're excited to show you around!
You can visit mysewnet.com/help-center if you need a bit more help setting things up.

Start here.

First, register for a mySewnet™ Account

Your mySewnet™ Account is your access key to enable all the benefits of your mySewnet™ Subscription. You only need to do this once.




You can register for a mySewnet™ Account in multiple ways:

- From your computer, visit mysewnet.com and click "My Account" in the upper right corner.
- Directly from your mySewnet™-connected sewing machine.
- Download and use mySewnet™ Embroidery Software (see instructions at right).
- Use any of the mySewnet™ smart device apps.
- Download and install the mySewnet™ Cloudsync Tool.

Then, sign-in to your mySewnet™ Account

Once registered, you'll need to sign-in to your mySewnet™ Account on your mySewnet™-connected embroidery machine, computer or smart device to use the full benefits of your Subscription.

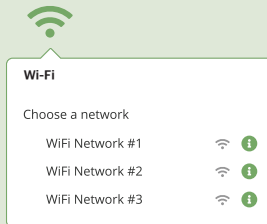
Once you sign in, everything is connected through your mySewnet™ Account!

			
mySewnet™ Dashboard	✓		✓
mySewnet™ Embroidery Software	✓	✓	
mySewnet™ Cloud	✓	✓	✓
mySewnet™ Library	✓	✓	✓
mySewnet™ Project Creator	✓	✓	✓
mySewnet™ Cloudsync Tool	✓	✓	

Already have your mySewnet™ Account and want to sign-in to mySewnet™ from your embroidery machine?

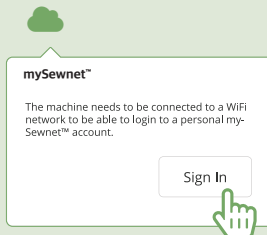
1 Connect your mySewnet™-connected machine to a Wi-Fi network.

- Touch the Wi-Fi button (📶) at the top of the screen on your machine to activate the Wi-Fi signal.
- Select a network from the list of available networks.
- Enter the password for the selected network (if needed).



2 Sign-in to your mySewnet™ Account.

- Touch the mySewnet™ (☁️) button at the top of the screen on your machine.
- Touch the "Sign-in" button.



3 Enter the username and password for your mySewnet™ Account.

NOTE: The @-symbol can be found when pressing the (⌘) button on the on-screen keyboard.

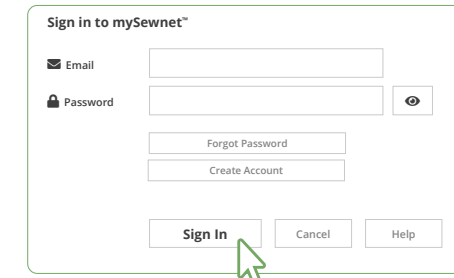
Email address (Username)

Password

Confirm Password

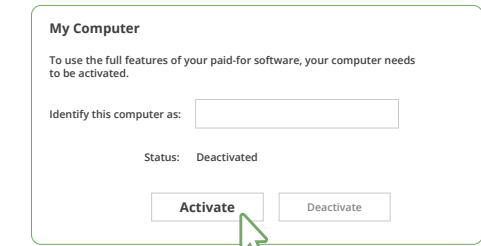
Connect mySewnet™ Embroidery Software to your mySewnet™ Account

- 1 Download and install mySewnet™ Embroidery Software from mysewnet.com/downloads
- 2 Start mySewnet™ Embroidery Software and sign-in with your mySewnet™ Account information. This will enable all the available features of your mySewnet™ Subscription level.



Configure mySewnet™ Embroidery Software and give your computer a name

- 1 Start mySewnet™ Embroidery Software and click "Configure" on the left side of the Welcome Screen.
- 2 Give your computer a unique name and click "Activate" to identify it when using mySewnet™. This lets you easily see the computer's name when you send designs from mySewnet™ Library or to the sewing machine.



How to Use the mySewnet™ Menu

The mySewnet™ menu gives you access to your collection of creative tools and is the entrance to your mySewnet™ Dashboard.

You can find this menu on our family of websites:

mysewnet.com
pfaff.com
husqvarnaviking.com

My Account

Here, you can sign in to your mySewnet™ Account to manage your subscription, register your machine and more.

mySewnet™ Creative Tools

Quick access to the connected tools included with your subscription.

mySewnet™ Embroidery Software

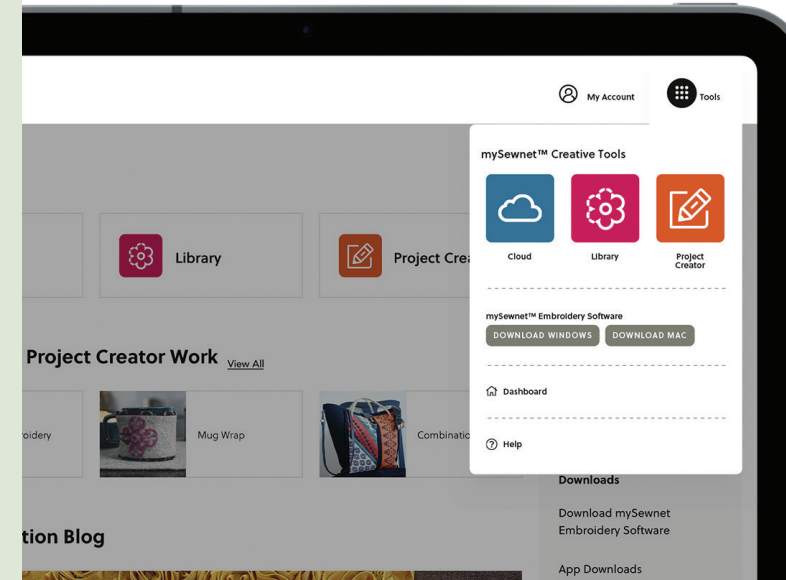
Links to download the design software to your computer.

Dashboard

Your starting point to manage your account and get inspiring content.

Help Center

Find FAQs and other ways to reach us in case you need help.





Your new machine is mySewnet™ -connected!

Visit mysewnet.com to set up your account and start your mySewnet™ Subscription. If you received a code, you'll be prompted to enter it when you register.

FOR DEALER USE ONLY	Part No. 4710944-26

MYSEWNET™, VIKING®, and PFAFF® are exclusive trademarks of KSIN Luxembourg II, S.a.r.l. HUSQVARNA® and the "H" Crown Device are exclusive trademarks of Husqvarna AB and are used under license. SINGER® and the Cameo "S" Design are exclusive trademarks of The Singer Company Limited S.a.r.l. or its Affiliates. ©2020 Singer Sourcing Limited, LLC. All rights reserved. Other product and company names mentioned in the site may be trademarks of their respective owners.