

# Wanderlust 2023

## SCHEDULE

### STAR SUPPLY: PASTELS


Week 1	06/01/2023	Kasia Avery	Theme: Studio Basics & Wanderlust Book
<p>Description:</p> <p><i>This week you'll get two videos:</i></p> <ul style="list-style-type: none"> <li>The first one will tell you all about the Star Supply that we'll be exploring in the coming weeks. This in-depth lesson by Kasia will include all the basic information for beginners as well as several techniques, advanced tips, brand tests, comparisons and Q&amp;A.</li> <li>Wanderlust Book lesson - a strong favourite among our Adventurers from the last 6 years. It's an art journaling tutorial exploring a certain technique. It will help you learn more about the Star Supply. We'll also explore a self developmental subject to express feelings and emotions. This page will become a part of your junk journal which we'll build together at the end of the year. This lesson comes with a printable PDF.</li> </ul>			



Week 2	13/01/2023	Melissa Fink	Theme: Texture
<p>Description: We are going to embark on a journey together to discover the textural beauty that soft pastels have to offer. Opening our eyes to explore techniques (pointillism, blending, scumbling, to name a few) with pastels can open up a world of marks and textures. By gathering just a handful of our favorite pastel colors, we will discover how much we can bring life and interest into our art. We will build layers, create texture with pastels, and see our artwork come alive through the process.</p>			



Week 3	20/01/2023	Jeanne Oliver	Theme: Emotions & Feelings
<p>Description: So often artists love the look and feel of pastels but are not sure how to use them boldly within their work. One of the things I love most about being a mixed media artist is the freedom I have to explore, play and think outside the box when it comes to my tools. We will mix pastels with water and linseed oil, and get our hands dirty bringing emotion into our work through this gorgeous medium.</p>			



## STAR SUPPLY: PASTELS (Continued)

<b>Week 4</b>	<b>27/01/2023</b>	<b>Arlyna</b>	<b>Theme: Contrast</b>
Description: Let's usher in Spring by creating a garden of handmade ephemera using limited supplies. Create a 'hybrid' journal page with me, where we combine junk journaling and art journaling in one spread.			



<b>Week 5</b>	<b>03/02/2023</b>	<b>Carolyn Dube</b>	<b>Theme: People</b>
Description: Bringing the past into a playful present: we'll start with vintage black and white photos that have captured moments from long ago. Then we're going to give them a much more playfully modern feel by adding vibrant colors to them using PanPastels.			



<b>Week 6</b>	<b>10/02/2023</b>	<b>Mary Beth Shaw</b>	<b>Theme: Layers</b>
Description: Imagine you are going on a trip and are extremely limited with supplies. Mary Beth will teach you to work on the fly with only collage and soft pastels. Before you know it you will be painting without paint.			



<b>Week 7</b>	<b>17/02/2023</b>	<b>Rae Missigman</b>	<b>Theme: Botanicals</b>
Description: Reflecting on the timelessness of nature can be soothing for the soul and a visual treat for the mind. Let's connect those feelings to the art in our journals as we create ethereal, time worn botanicals using soft pastels combined with gel medium and a few simple tools.			



## ARTFUL MUSINGS

<b>Week 8</b>	<b>24/02/2023</b>	<b>Shawn Petite</b>	<b>Theme: Inspirational Moments</b>
Description: Let me share my morning quiet time. A time of reflection, reading and journaling and how it inspires me to create. Join me as I journey through my thoughts and then allow it to represent color, shape or my focal point.			



## STAR SUPPLY: PENCILS

Week 9	03/03/2023	Kasia Avery	Theme: Studio Basics & Wanderlust Book
<p>Description:</p> <p><i>This week you'll get two videos:</i></p> <ul style="list-style-type: none"> <li>The first one will tell you all about the Star Supply that we'll be exploring in the coming weeks. This in-depth lesson by Kasia will include all the basic information for beginners as well as several techniques, advanced tips, brand tests, comparisons and Q&amp;A.</li> <li>Wanderlust Book lesson - a strong favourite among our Adventurers from the last 6 years. It's an art journaling tutorial exploring a certain technique. It will help you learn more about the Star Supply. We'll also explore a self developmental subject to express feelings and emotions. This page will become a part of your junk journal which we'll build together at the end of the year. This lesson comes with a printable PDF.</li> </ul>			



Week 10	10/03/2023	Jerney Marisha	Theme: Texture
<p>Description: Ready to play? We'll use text to help us explore our thoughts and feelings while we create an expressive art journal spread. I will teach you several techniques to create a textured and layered story that was inside of you all along.</p>			



Week 11	17/03/2023	Mary Beth Shaw	Theme: Emotions & Feelings
<p>Description: In this class, we will reach deep to discover our true emotions and feelings as related to an event from our dreams or real life. We will process this using words in the most unexpected ways and our final result will be reminiscent of a landscape.</p>			



Week 12	24/03/2023	Rebecca Chapman	Theme: Contrast
<p>Description: Let's grow a garden in our journals together to celebrate nature and creativity and the joy they both bring. We'll work with Stabilo Woody 3 in1 pencils to create layers, depth and impactful motifs that will transport you to a place of beauty and relaxation.</p>			





## STAR SUPPLY: PENCILS (Continued)

<b>Week 13</b>	<b>31/03/2023</b>	<b>Jeanne Oliver</b>	<b>Theme: People</b>
<p>Description: Portraits can often appear intimidating but once you know simple rules about breaking down the face, the fun can begin. Using a template, loose and stick charcoal and linseed oil we will create portraits you will be proud of.</p>			



<b>Week 14</b>	<b>07/04/2023</b>	<b>Felicitas Mayer</b>	<b>Theme: Layers</b>
<p>Description: Let's make ourselves visible in our art journal spreads. We'll dive deep to find out what makes us US and transform these identified character traits, habits and relationships into visual layers. Using all kinds of collage materials, acrylic paints, pencils and inks, we'll construct a creative self-portrait that serves as a visual reminder of what beautiful, individual beings we are.</p>			



<b>Week 15</b>	<b>14/04/2023</b>	<b>Carolyn Dube</b>	<b>Theme: Botanicals</b>
<p>Description: Rainbow Blooms - blooms in every color of the rainbow will fill your art journal page as we use watercolor pencils in this lesson. No drawing experience needed, because Carolyn's using a colorful shortcut to create these flowers!</p>			




## ARTFUL MUSINGS

<b>Week 16</b>	<b>21/04/2023</b>	<b>Nicole Warrington</b>	<b>Theme: Magic of Movement</b>
<p>Description: Come with me as we discover the magic of movement in nature. I'll share the beautiful landscape of Vancouver Island and show you how it inspires my artwork. From flying shore birds, to moody rainstorms and swaying trees, I'll show you how I use watercolour brushwork and pen work to capture the moving energy and flow of nature. Looking to your own local landscape, I hope you will find fresh inspiration for your journal.</p>			



## STAR SUPPLY: PENS

Week 17	28/04/2023	Kasia Avery	Theme: Studio Basics & Wanderlust Book
<p>Description:</p> <p><i>This week you'll get two videos:</i></p> <ul style="list-style-type: none"> <li>The first one will tell you all about the Star Supply that we'll be exploring in the coming weeks. This in-depth lesson by Kasia will include all the basic information for beginners as well as several techniques, advanced tips, brand tests, comparisons and Q&amp;A.</li> <li>Wanderlust Book lesson - a strong favourite among our Adventurers from the last 6 years. It's an art journaling tutorial exploring a certain technique. It will help you learn more about the Star Supply. We'll also explore a self developmental subject to express feelings and emotions. This page will become a part of your junk journal which we'll build together at the end of the year. This lesson comes with a printable PDF.</li> </ul>			



Week 18	05/05/2023	Robyn McClendon	Theme: Texture
<p>Description: We will tell our stories visually, those who already know my work and those of you who I'm excited to meet will learn my special connection to my ArtMythos: what I call visual storytelling. In the tradition of ancient cultures creating and sharing in the circle, the mandala is central. After creating a batch of easy to make beautiful papers and fabric bits, that are full of mark making we will work them into mandala inspired 3 dimensional designs that can become wall hangings, book covers for our journals or collage art.</p>			



Week 19	12/05/2023	Iris Fritschi-Cussens	Theme: Emotions & Feelings
<p>Description: Let's embrace imperfection as I guide you through creating a quirky face directly on top of a textured and layered mixed media background with permanent pen.</p>			



Week 20	19/05/2023	Helen Colebrook	Theme: Contrast
<p>Description: We are going to let nature inspire us during this lesson. We will be using pens in lots of different ways to create beautiful ephemera pieces that we will turn into a nature-inspired collage in our art journal. We will be contrasting this with a bold background to give a really beautiful effect.</p>			




## STAR SUPPLY: PENS (Continued)

<b>Week 21</b>	<b>26/05/2023</b>	<b>Consie Sindet</b>	<b>Theme: People</b>
<p>Description: Let me show you how to add loose, sketchy faces to your art journal layered pages. We will play with playing up some of the features, letting go of perfection and leaning into the quirkiness we create!</p>			



<b>Week 22</b>	<b>02/06/2023</b>	<b>Jeanne Oliver</b>	<b>Theme: Layers</b>
<p>Description: We are surrounded by lines and form. When our eyes are open to see the inspiration in front of us we can gather that beauty and incorporate it back into our work. We will start with lines created by ink and build upon our forms with collage work. Watch those simple lines around you become impactful pieces.</p>			



<b>Week 23</b>	<b>09/06/2023</b>	<b>Shemi Dixon</b>	<b>Theme: Botanicals</b>
<p>Description: I remember the first time I used and discovered the magical power of pens. Pens are able to create unique marks, doodles, and details you are unable to create with any other art tool. In this lesson, I will show you how to create beautiful Botanical silhouettes with dynamic details using your favorite pens.</p>			



## ARTFUL MUSINGS

<b>Week 24</b>	<b>16/06/2023</b>	<b>Amy Maricle</b>	<b>Theme: A Slow, Playful Process of Discovery</b>
<p>Description: I welcome you to my studio where there is time and space to go slow, enjoy the process of art making, and see how this mindset shift breaks open your imagination and your art practice. It's also an incredible tool for tending to our hearts and grounding. I'll walk you through the key tenets of my mindful art practice, and then we will practice an exercise I call Line + Wonder so you can experience how mindful making opens the doors to the imagination and your wildest art impulses.</p>			



## STAR SUPPLY: SPRAYS & MISTS


Week 25	23/06/2023	Kasia Avery	Theme: Studio Basics & Wanderlust Book
<p>Description:</p> <p><i>This week you'll get two videos:</i></p> <ul style="list-style-type: none"> <li>The first one will tell you all about the Star Supply that we'll be exploring in the coming weeks. This in-depth lesson by Kasia will include all the basic information for beginners as well as several techniques, advanced tips, brand tests, comparisons and Q&amp;A.</li> <li>Wanderlust Book lesson - a strong favourite among our Adventurers from the last 6 years. It's an art journaling tutorial exploring a certain technique. It will help you learn more about the Star Supply. We'll also explore a self developmental subject to express feelings and emotions. This page will become a part of your junk journal which we'll build together at the end of the year. This lesson comes with a printable PDF.</li> </ul>			



Week 26	30/06/2023	Carolyn Dube	Theme: Texture
<p>Description: Subtly bold - we're turning the subtle into bold as we build texture on our pages using stencils. That's the subtle part. The bold part happens when we add layers of color with spray inks!</p>			



Week 27	07/07/2023	Danielle Mack	Theme: Emotions & Feelings
<p>Description: We will create a peaceful portrait in our art journals. Let's explore resist techniques and create fun mixed media layers together.</p>			



Week 28	14/07/2023	Cat Kerr	Theme: Contrast
<p>Description: The curated beauty of today focuses on perfection. The perfect life, the perfect marriage, the perfect kids, even the perfect art. All waiting to be seen and admired on your Instagram feed. But to me, imperfection is a part of life that not only needs to be acknowledged, it also needs to be admired. Join me as we create a mosaic journal page using faux broken tiles. We will pay homage to the chipped and the cracked as we create individual "tiles" using paper, sprays and texture. We'll add different mediums to the spray to create contrast and when our tiles are complete, we'll install them into our journal using faux grout and glitter.</p>			





## STAR SUPPLY: SPRAYS & MISTS (Continued)


<b>Week 29</b>	<b>21/07/2023</b>	<b>LaQuisha Hall</b>	<b>Theme: People</b>
<p>Description: From Mess to Messenger: Birthing beauty from backgrounds. Let's create a messy background and mask the shape(s) of a person/people who will bring forth a positive message that you need to be reminded of. We will create an art journal spread that will embed a message of hope.</p>			



<b>Week 30</b>	<b>28/07/2023</b>	<b>Mary Beth Shaw</b>	<b>Theme: Layers</b>
<p>Description: We will use Gloss Spray to create interesting shapes, lines and layers in our work. Creating these layers will help enhance our abstract journal spreads by adding layers of mysterious complexity.</p>			



<b>Week 31</b>	<b>04/08/2023</b>	<b>Camila Garcia</b>	<b>Theme: Botanicals</b>
<p>Description: Let's honour the women in our life by creating a beautiful floral composition that represents them through expressive botanical drawings. We'll explore mist techniques, loose drawing and mark making.</p>			



## ARTFUL MUSINGS

<b>Week 32</b>	<b>11/08/2023</b>	<b>Kasia Avery</b>	<b>Theme: Daily art rituals</b>
<p>Description: Our art spaces, however big or small, are where the magic happens. In this episode of Artful Musings Kasia is talking about the four qualities that our art spaces need and how to inject more of each into your studio and turn it into a true creative haven. With a studio tour, practical tips and introduction to Kasia's daily art rituals, this video is sure to help you make your art practice a more wholesome experience.</p>			





## STAR SUPPLY: PIGMENTS & POWDERS

<b>Week 33</b>	<b>18/08/2023</b>	<b>Kasia Avery</b>	<b>Theme: Studio Basics &amp; Wanderlust Book</b>
<p>Description:</p> <p><i>This week you'll get two videos:</i></p> <ul style="list-style-type: none"> <li>The first one will tell you all about the Star Supply that we'll be exploring in the coming weeks. This in-depth lesson by Kasia will include all the basic information for beginners as well as several techniques, advanced tips, brand tests, comparisons and Q&amp;A.</li> <li>Wanderlust Book lesson - a strong favourite among our Adventurers from the last 6 years. It's an art journaling tutorial exploring a certain technique. It will help you learn more about the Star Supply. We'll also explore a self developmental subject to express feelings and emotions. This page will become a part of your junk journal which we'll build together at the end of the year. This lesson comes with a printable PDF.</li> </ul>			



<b>Week 34</b>	<b>25/08/2023</b>	<b>Francisca Nunes</b>	<b>Theme: Texture</b>
<p>Description: Nature is the perfect place to find texture, study color and composition. Inspired by the beautiful lichens and mosses on tree branches and wood we will explore those textures and colors using ink powders in different substrates such as vellum, fabric, gauze, thread, lace and yarn and find different shades and textures. With these different elements we will explore composition inspired by those seen in nature to create our page.</p>			



<b>Week 35</b>	<b>01/09/2023</b>	<b>Finnabair</b>	<b>Theme: Emotions &amp; Feelings</b>
<p>Description: Art Journalling is a one of the most powerful tools helping us with recognising and working on our feelings and emotions. Let's see how making a shimmery, colourful journal spread may help you transform your feelings and make your day a bit brighter... mica powder magic? Maybe!</p>			




<b>Week 36</b>	<b>08/09/2023</b>	<b>Mary Beth Shaw</b>	<b>Theme: Contrast</b>
<p>Description: We will use Embossing glaze and powders to take our abstract journal spreads to the next level. We can layer these products to really pop the lights and darks in our work and create a lot of artistic drama.</p>			




## STAR SUPPLY: PIGMENTS & POWDERS (Continued)

<b>Week 37</b>	<b>15/09/2023</b>	<b>Finnabair</b>	<b>Theme: People</b>
<p>Description: Textured eclectic collage is all about interesting details, dramatic effects helping us all see all the important elements. How to get the best, eye catching results? How to layer, paint and work on the page to make sure nothing important will be lost in your very special collage portrait? Mica Powders are here to help...</p>			



<b>Week 38</b>	<b>22/09/2023</b>	<b>Jannette Simmons</b>	<b>Theme: Layers</b>
<p>Description: Let's give ourselves the permission to playfully explore pigments, powders and signature marks, and learn how they can serve us as tools to express visually the desires and emotions that our hearts are asking us to notice. Create a journal spread with me that reflects your creative intuition and makes your heart sing.</p>			



<b>Week 39</b>	<b>29/09/2023</b>	<b>Rachel Greig</b>	<b>Theme: Botanicals</b>
<p>Description: Let's immerse ourselves in nature by creating a garden of beautiful botanicals. We'll use embossing powders with stamps and various colouring techniques to create your own floral art journal spread. We will bring your garden to life by experimenting with different types of embossing powders to add texture and dimension to your journals.</p>			



## ARTFUL MUSINGS

<b>Week 40</b>	<b>06/10/2023</b>	<b>Ali Brown</b>	<b>Theme: Ink's Invitation</b>
<p>Description: Art journaling is a beautiful way for us to express ourselves, but have you ever felt like you just wanted to say more? In this lesson, Ali invites you to express yourself not only with color and texture but with words straight from your heart. Learn the importance of expressive writing in your journal and some ways you can incorporate sentimental script harmoniously with your art.</p>			



## STAR SUPPLY: MONOPRINTING & CARVING

Week 41	13/10/2023	Kasia Avery	Theme: Studio Basics & Wanderlust Book
<p>Description:</p> <p><i>This week you'll get two videos:</i></p> <ul style="list-style-type: none"> <li>The first one will tell you all about the Star Supply that we'll be exploring in the coming weeks. This in-depth lesson by Kasia will include all the basic information for beginners as well as several techniques, advanced tips, brand tests, comparisons and Q&amp;A.</li> <li>Wanderlust Book lesson - a strong favourite among our Adventurers from the last 6 years. It's an art journaling tutorial exploring a certain technique. It will help you learn more about the Star Supply. We'll also explore a self developmental subject to express feelings and emotions. This page will become a part of your junk journal which we'll build together at the end of the year. This lesson comes with a printable PDF.</li> </ul>			



Week 42	20/10/2023	Tania Ahmed	Theme: Texture
<p>Description: Learn how to make your own custom texture plates - turn the ordinary into extraordinary! Learn how to think outside of the box and look at everyday items in a new light!</p>			



Week 43	27/10/2023	Jerney Marisha	Theme: Emotions & Feelings
<p>Description: Do you fear the white page? I know I do sometimes, even after years of experience! Especially when we don't feel too comfortable with expressions and emotions yet, it can feel a bit daunting to start creating. This is where gelliprint portraits can help you to work on your composition before you dive in with other media. I will teach you a cool and low key way to create many of them so you'll always have inspiration on hand.</p>			



Week 44	03/11/2023	Lauren Bell	Theme: Contrast
<p>Description: Let's evoke the magic and wonder of your favorite place in nature in this art journal spread. We'll create a variety of collage fodder and combine it with paint and mark making to develop a layered landscape.</p>			





## STAR SUPPLY: MONOPRINTING & CARVING (Continued)

<b>Week 45</b>	<b>10/11/2023</b>	<b>Jeanne Oliver</b>	<b>Theme: People</b>
<p>Description: Printmaking can create powerful works of art through strong lines and delicate details. Using our own contour sketches we will create printed portraits that contain stories within the bodies.</p>			



<b>Week 46</b>	<b>17/11/2023</b>	<b>Carolyn Dube</b>	<b>Theme: Layers</b>
<p>Description: The gift of leftover paint! Ever have leftover paint when you're finished creating? That paint has a very special quality to it that makes it ideal for monoprinting! Carolyn will show you what makes the leftover paints different from fresh paint and how to use that to your advantage when making a gel print with it!</p>			




<b>Week 47</b>	<b>24/11/2023</b>	<b>Claudette Hasenjager</b>	<b>Theme: Botanicals</b>
<p>Description: Slow down to honor the beauty &amp; restorative power of nature through lino carving &amp; slow stitching.</p>			



## ARTFUL MUSINGS

<b>Week 48</b>	<b>01/12/2023</b>	<b>Wendy Brightbill</b>	<b>Theme: Healing through Art</b>
<p>Description: Art has been a major source of healing for me over the last decade. My journey into art journaling helped me paint my way through a depression. Color was a huge part of this therapy. Join me in my studio as I share my favorite ways to put together color palettes for my work. Taking these color palettes as a jumping off point, I will be sharing some of my messy mark making in my art journal. I will also be sharing some of my favorite ways to loosen up and let go of control in my color play.</p>			



<b>Week 49</b>	<b>08/12/2023</b>	<b>Kasia Avery</b>	<b>Theme: Closing</b>
<p>Description: Time for summaries and gratefulness. Join Kasia to talk about the whole of 2023 and the Wanderlust lessons. Let's think of what we have learnt and discovered. We'll also put our Wanderlust Books together with a simple binding technique.</p>			

