

Drawing and Painting in Mixed Media – Individual Projects

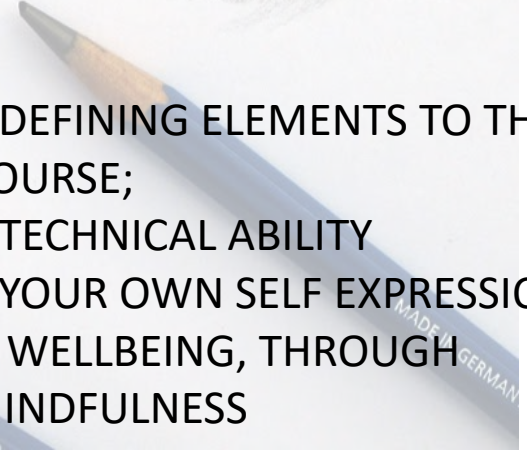
2B



4B



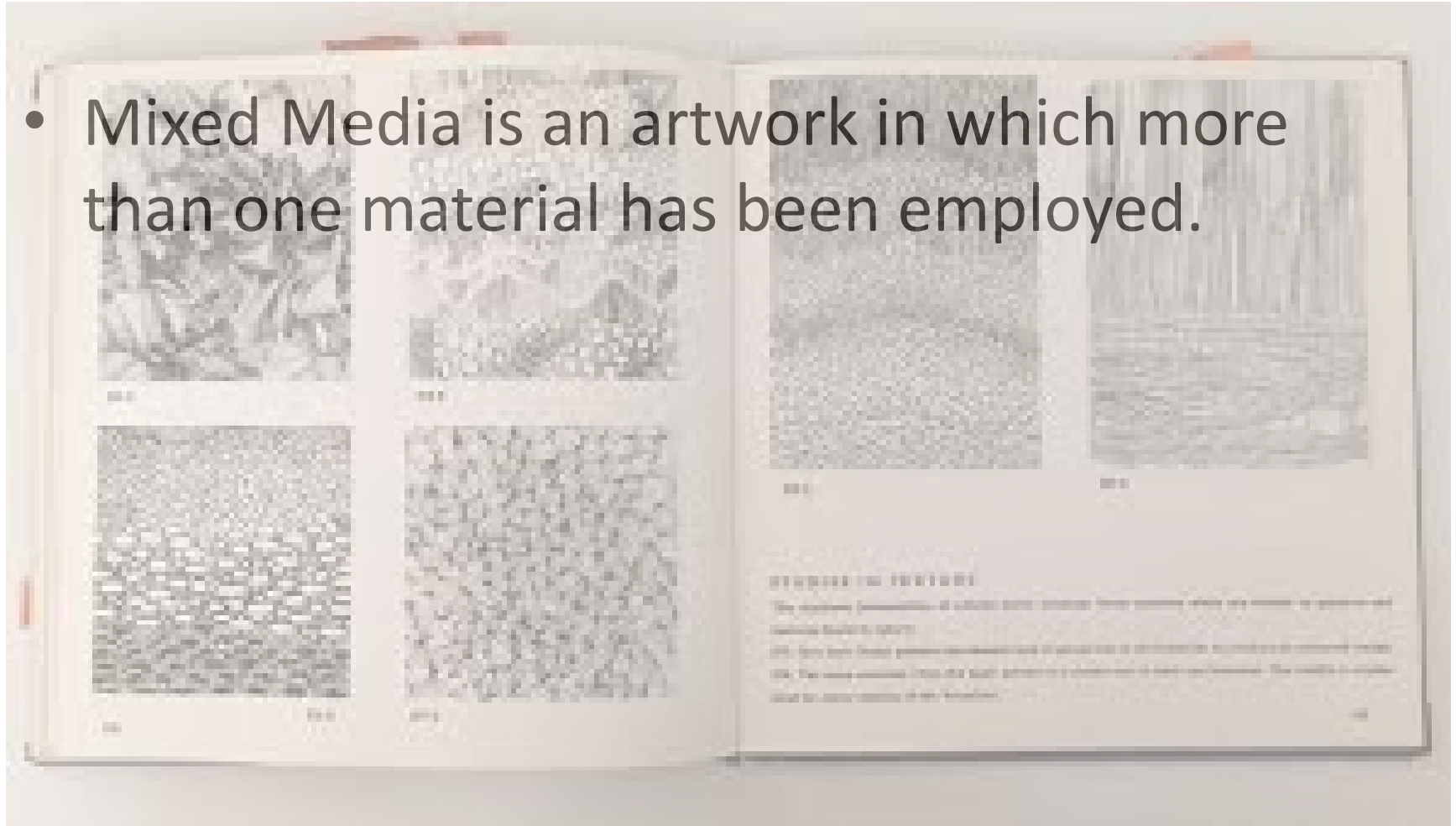
6B



2 DEFINING ELEMENTS TO THIS
COURSE;
1 TECHNICAL ABILITY
2 YOUR OWN SELF EXPRESSION
& WELLBEING, THROUGH
MINDFULNESS

Mixed Media is...

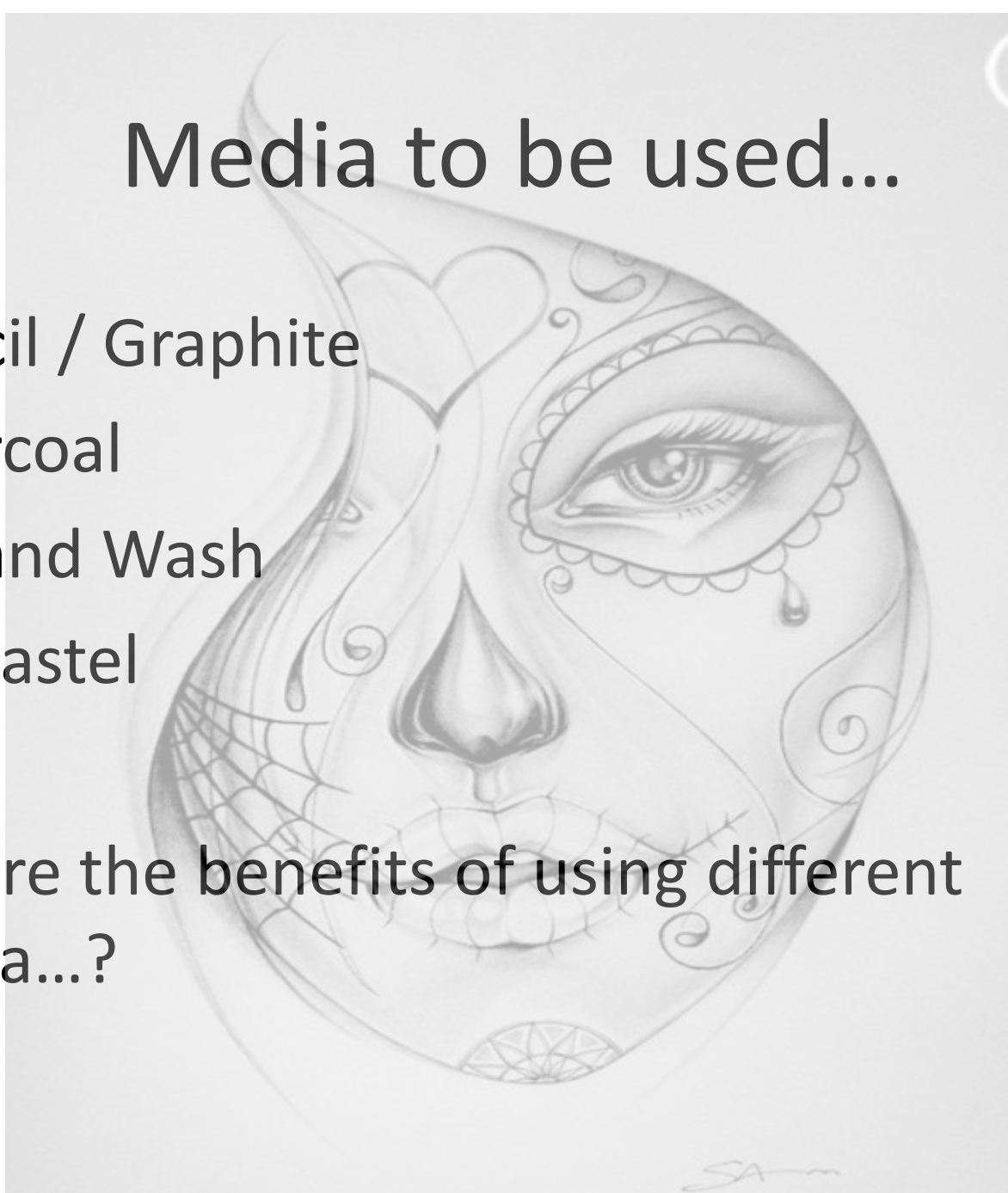
- Mixed Media is an artwork in which more than one material has been employed.



Media to be used...

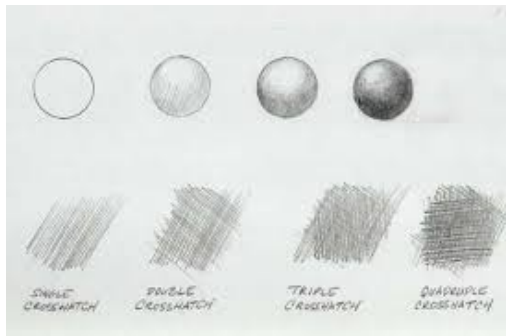

- Pencil / Graphite
- Charcoal
- Ink and Wash
- Oil Pastel

What are the benefits of using different media...?



Pencil and Graphite (pencil without wood!)


- H = Hardness B = Blackness. So what does the scale mean below
- What effects do we get from using this media?
Line and tone, hatching...Lets draw a tea cup!



Charcoal - Reduction


- What effects do we get from using this media?
- Blending, softness, darkness, toughness, erasing techniques... Lets draw fruit

We are going to draw with this medium with NO planning out! We are going to go straight in with form. Cover your page with charcoal, we are using an eraser as our drawing tool....




Oil Pastels

- What effects do we get from using this media?
- Bold, blendable, thick, textural, glossy
- Lets draw a leaf...



Ink and Wash

- What effects do we get from using this media?
- Tonal, monochromatic, bold, tonal, subtle, organic
- Lets paint a landscape



Continued...

If it helps you create a scale of light and dark with your chosen materials.



Use this to measure up your shadow and highlights.

Use practice paper at all times