

Digital Scrapper Premier 2023, Volume 6

## **Challenge & Inspiration for Lesson 3, Variation 2, Bevel Plastic Element**

Create a scrapbook page featuring a plastic stroked element.

© 2023 Digital Scrapper  
[Terms of Use](#)

NOTE: Please complete the lessons in the order they are provided.

### **Tips for completing this challenge:**

- Use a shape that is solid in nature with no small parts.
- Try different colors for your shape.

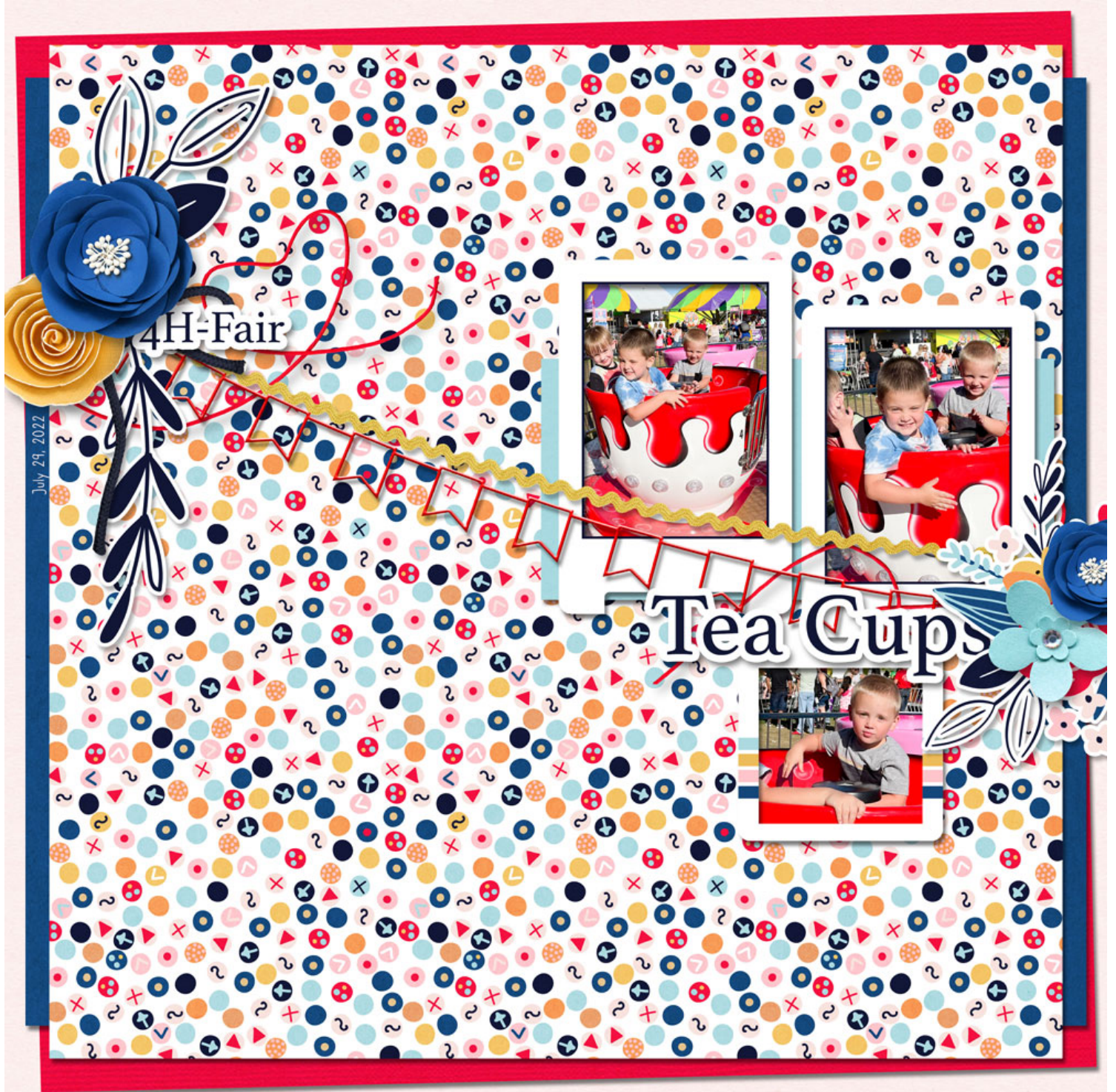
**NOTE: If you experience an error when running the action, try reinstalling the styles.**

Finish your scrapbook page that uses this technique and [share it with us in Community](#).

**When uploading your Save-For-Web page online, please add this to your credits:**

Class: [DSP23, Vol 6, Lesson 3, Variation 2, Bevel Plastic Element](#)

## **Inspiration Below**




Page & Photos: Tea Cups by Jen White

Class: DSP23, Vol 6, Lesson 3, Variation 2, Bevel Plastic Element

Kit: Keep It Real by KimB Designs

Fonts: Angelique, Athelas, Caroni




Page: Anke Turco, Photo: Rachel Turco

Class: DSP23, Vol 6, Lesson 3, Variation 2, Bevel Plastic Element

Kit: I love Remembering by Palvinka Designs

Fonts: Balkind, Helvetica



Page & Photo: Sheryl Reiber

Class: DSP23, Vol 6, Lesson 3, Variation 2, Bevel Plastic Element

Kit: Magic Spell by Bee Creation

Font: Lancastershire Regular