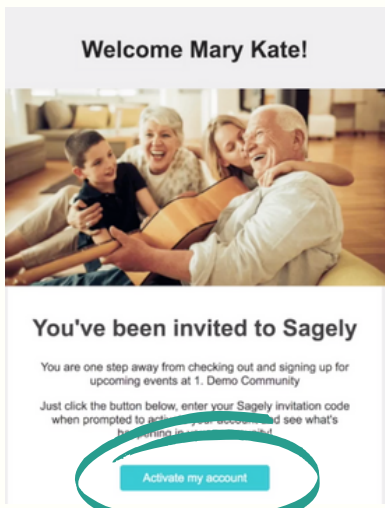
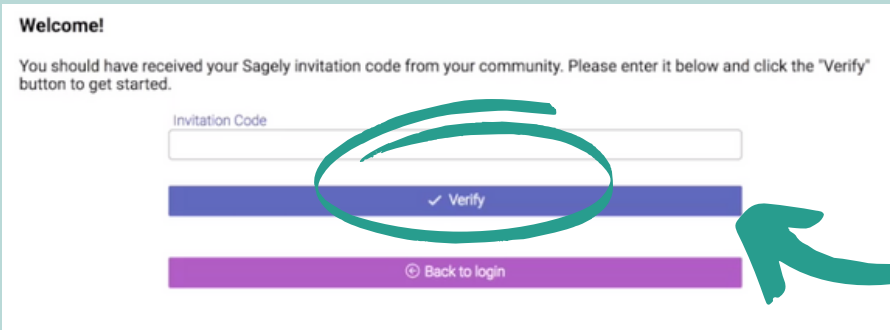






SET UP YOUR RESIDENT ACCOUNT: VIEW EVENTS, RSVP, SET REMINDERS AND RECEIVE COMMUNITY MESSAGES.



1.  
Open invite email and click  
"Activate my account"

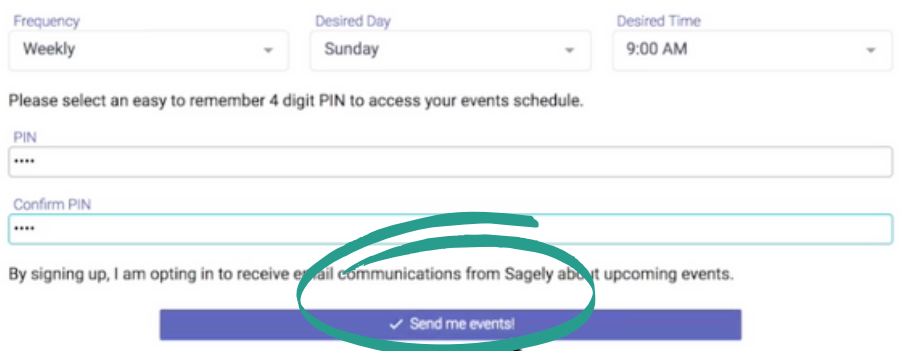


2.  
Enter 6 digit invitation  
code\* and click "Verify"



\*activation code expires in 7 hours

3.  
Select reminder  
frequency, choose a  
PIN and click  
"Send me events!"



# START USING RSVP AND REMINDERS FOR YOUR FAVORITE ACTIVITIES!

**1. Select a day**

**2. Select an activity and click "Attend"**

**3. Confirm attendance**

**4. Set your reminder**

**5. Start receiving reminders & community messages on the Resident App phone or emails on your computer**

**FROM YOUR COMPUTER  
LOGIN AT  
<https://my.sagelyweb.com>**

**FROM YOUR PHONE  
DOWNLOAD SAGELY  
RESIDENT APP**

Note: Community messages available only through the Resident App



**Login: Your email address  
Pass: Your PIN (4 digits)**