

Minor Blues Chords 1

To begin, here's the first group of chords to learn and play over the minor blues progression.


Start by watching the video for tips on how to finger and memorize these shapes.

Then, head to the shapes below, get them under your fingers, memorize them, and play them over the chords below.

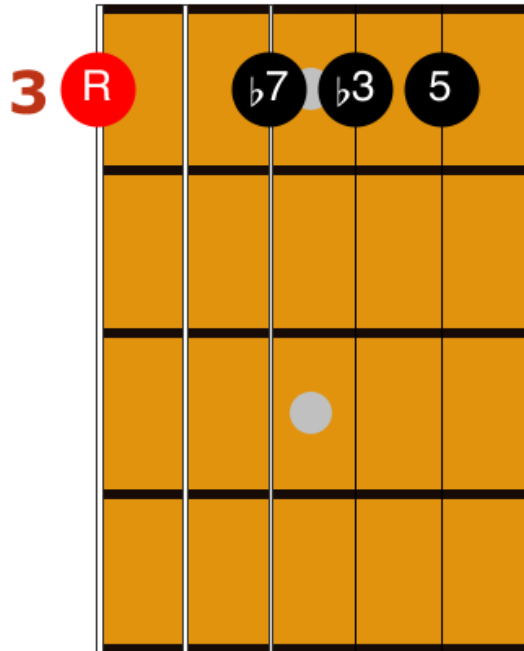
Start by playing over the progression without any tempo.

Then, add a metronome and build up to playing with the backing track as you become more comfortable with these chords.

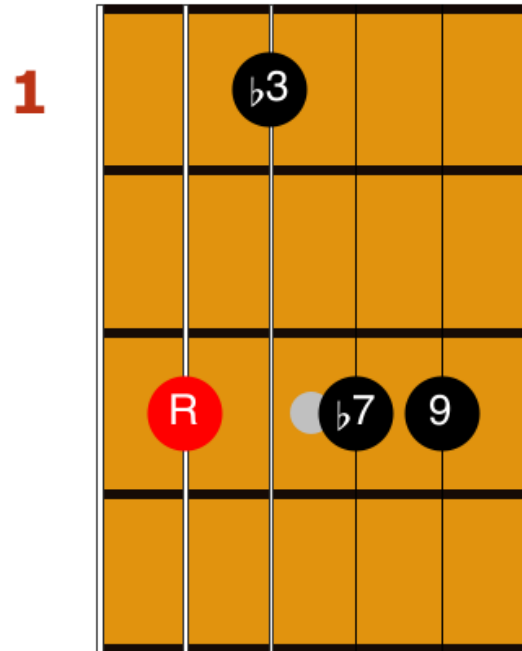
Have fun as you expand your chord vocabulary and increase your confidence with these essential shapes and important chord progression.



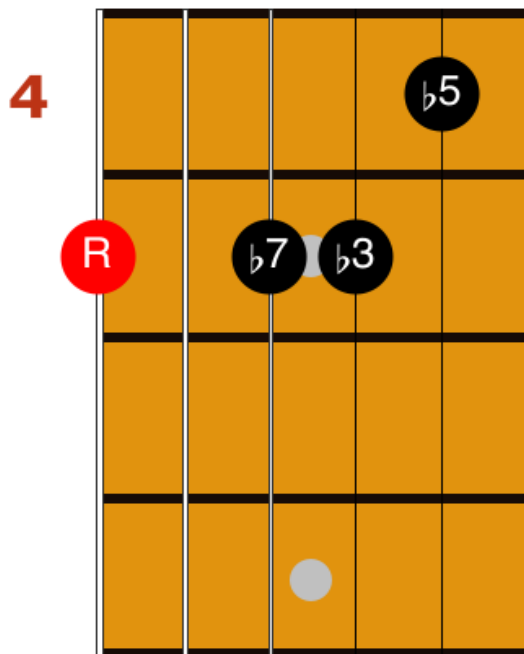
Gm7



Cm9



Am7b5



D7#9

