


Inside My Practice Room

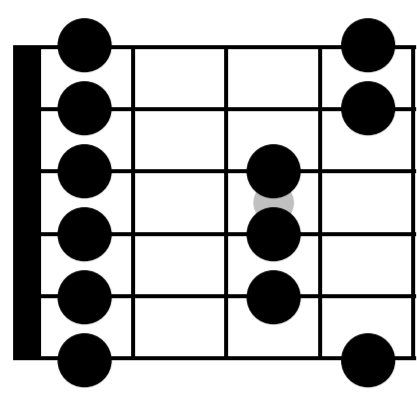
2-Notes-Per-String Pentatonic Picking Practice

Music by Jon Bjork

Standard tuning

 = 80

Minor Pentatonic Shape #1



Full Scale Ascending & Descending
Continue until you run out of frets. Go back down but start with an upstroke.

od. guit.

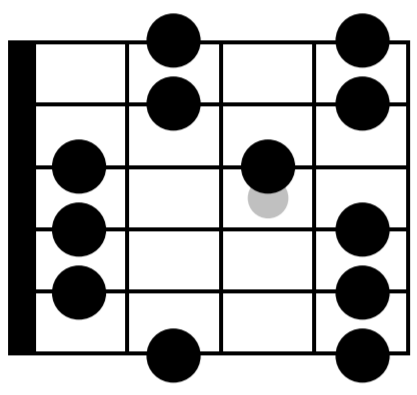
1

TAB

6/4

1 4 1 3 1 3 1 3 1 4 1 4 2 5 2 5 2 4 2 4 2 4 2 5 2

Shape #2

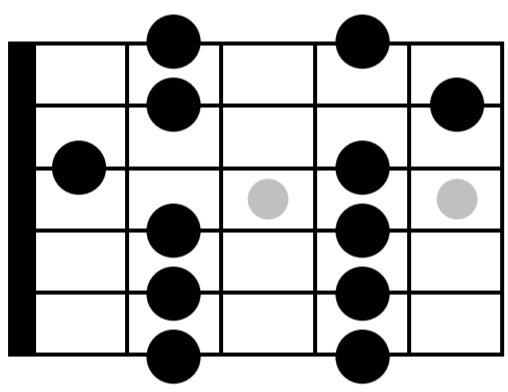


3

TAB

2 4 1 4 1 4 1 3 2 4 2 4 4 5 3 5 3 4 2 5 2 5 2 5 3

Shape #3

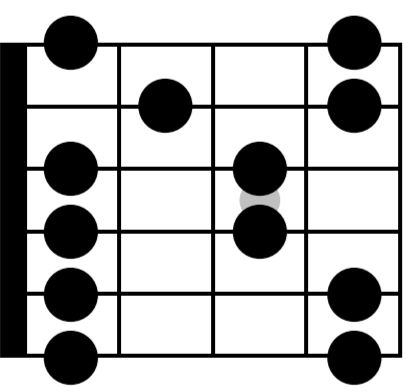


5

TAB

2 4 2 4 2 4 1 4 2 5 2 4 6 5 3 6 3 5 2 5 3 5 3 5 3

Shape #4

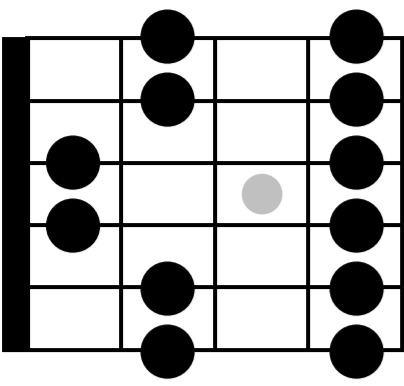


7

TAB

1 4 1 4 1 3 1 3 2 4 1 4 8 5 2 5 3 4 2 4 2 5 2 5 2

Shape #5



9

▢ V ▢ V ▢ V ▢ V ▢ V ▢ V ▢ V ▢ V ▢ V ▢ V

TAB

2 4 2 4 1 4 1 4 2 4 2 4 5 3 5 3 5 2 5 2 5 3 5 3

2-string focus
Pick one of the 5 shapes per day and go through that fingering on each string group.
Start on an upstroke on the way back as before.

11

▢ V ▢ V ▢ V ▢ V ▢ V ▢ V

TAB

1 4 1 4 2 5 2 5 3 6 3 6

Descending
Go through the remaining 4 string groups in the same manner.

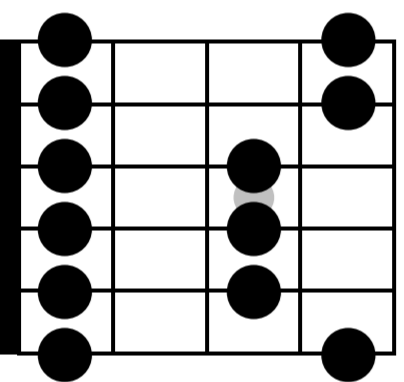
12

▢ V ▢ V ▢ V ▢ V ▢ V ▢ V

TAB

3 1 4 1 4 2 5 2 5 3 6 3

Shape #1



Groups of Six.
Play through all 5 shapes in the same manner, start with an upstroke on the way back as before.

13

▢ V ▢ V ▢ V ▢ V ▢ V ▢ V ▢ V ▢ V ▢ V ▢ V ▢ V ▢ V

TAB

1 4 1 3 1 3 1 3 1 3 1 3 1 3 1 4 1 3 1 4 1 4

14

▢ V ▢ V ▢ V ▢ V ▢ V ▢ V ▢ V ▢ V ▢ V ▢ V ▢ V ▢ V

TAB

5 2 5 2 4 2 5 2 4 2 4 2 4 2 4 2 4 2 4 2 5 2

15

5 2 5 2 4 2 5 2 4 2 4 2 4 2 4 2 4 2 5 2

16

4 2 4 2 4 2 4 2 4 2 4 2 4 2 5 2

3-string focus
This is the same thing as the 2-string focus one. Pick shape for the day and do both ascending and descending.
Again, make sure to start with an upstroke on the way back.

17

▢ V ▢ V ▢ V ▢ V ▢ V ▢ V ▢ V ▢ V ▢ V ▢ V ▢ V ▢ V

TAB

1 4 1 3 1 3 2 5 2 4 2 4 3 6 3 5 3 5 4 7 4 6 4 6

18

3 6 3 5 3 5 4 7 4 6 4 6

19

20

T
A
B

3131424252

5353646474