



Neighbourhood Scavenger Hunt

If you see it, tick it!



				
Blow on a dandelion	Find a Y shaped twig	How many rainbows do you count?	cat	Red post box
				
Bunting	Can you find numbers 0 – 9?	Friendly neighbor walking	Three different shaped leaves	Fence
				
Squirrel	Flag	bicycle	Fire hydrant	Dog
				
Stop sign	Flowers	Butterfly	Bench	Three different kinds of trees
				
Scooter	Plant pots	3 different kinds of bugs	Birds	Brightly coloured door



Lockdown 2020 Me, Myself and I



My self-portrait




I am



years old



What I like most about myself...



My favourite things are ...



People I love to spend time with are



How tall I am:



My shoe size:





Lockdown 2020

Me, Myself and I *continued*

If I could meet anyone in the world, I'd want to meet...

If I was a Teacher, I would be good at teaching ...

These are all the things I really want to do when lockdown is over:

If I could write a book, it would be about ...

Tick all the things you love to do ...

☐ Drawing / painting

☐ Cooking

☐ Collecting things

☐ Learning about history

☐ Taking the lead

☐ Building dens

☐ Going for long walks

☐ Writing stories

☐ Reading books

☐ Doing experiments

☐ Using technology

☐ Watching movies

☐ Building things

☐ Helping others

☐ Being with friends

☐ Doing sports

☐ Acting / Performing

☐ Playing board games

☐ Dancing

☐ Thinking of new ideas

☐ Finding solutions

☐ Playing music

☐ Learning about space

☐ Being in a team

☐ Singing

☐ Teaching others

☐ Telling jokes



When I'm older, I'd like people to describe me as:

These are the things I'd like to learn

My hopes & dreams

These are the places I would like to visit

These are the things I'd love to do

Mistakes
make

me

smarter



Weather Word Wobble!

Unscramble the letters to find the weather words below!



o r c s v a e t

u c l s o d

n n h e s i u s

e z r e b e

a l r z i z d b

h u t d e r n

g e i n e f z r

n o d t a r o

i z e l r z d

o y p n o t h

i e t t p o c a r n p i n i

e u i h r r c a n



Word List


blizzard
freezing
sunshine

breeze
hurricane
thunder

clouds
overcast
tornado

drizzle
precipitation
typhoon

Marvellous Mountains



MANASLU
LHOTSE
MOUNTEVEREST
DHAULAGIRI
LOGAN
MAKALU
ACONCAGUA
KILIMANJARO
RUSTAVELI
MCKINLEY
KIRKPATRICK
ELBRUS
OJOSDELSALADO
K2
NANGAPARBAT
KANGCHENJUNGA
CHOOYU
ANNAPURNA
MTKENYA
NAGAPULU

Fill in the gaps:

- We measure mountain height in metres or feet above _____ level.
- The highest ten mountains on Earth, including famous mountains such as Mount _____ and K2, are all located in Asia.

Find out where these mountains are located!

Manaslu
Logan
Kirkpatrick
K2
Mt Kenya

Gratitude

gives
me

Wings



Gratitude List

Family Challenge! Can you fill this page with all the things you are grateful for?

Gratitude



How good is your memory?

A lady has just dropped her beach bag and everything's gone flying! Will you be able to remember all the different items?

1. Look at the picture for one minute
2. Turn the page over and see how many items you can recall.



How good is your memory?

1st Try

1. _____
2. _____
3. _____
4. _____
5. _____
6. _____
7. _____
8. _____
9. _____
10. _____
11. _____
12. _____
13. _____
14. _____
15. _____
16. _____
17. _____
18. _____
19. _____
20. _____
21. _____
22. _____
23. _____
24. _____
25. _____

2nd Try

1. _____
2. _____
3. _____
4. _____
5. _____
6. _____
7. _____
8. _____
9. _____
10. _____
11. _____
12. _____
13. _____
14. _____
15. _____
16. _____
17. _____
18. _____
19. _____
20. _____
21. _____
22. _____
23. _____
24. _____
25. _____

Crazy Word Search

y k q j g s b f r u m p e t h t f f
 k u o e g h b w s j b n c p u p h m
 b w k l i m i a i o i e u p n a f a
 o g e l g v s p c g m x s t g b i g
 b a f y a h h o k h c u t r r g n o
 s l f t n a q o a o x n a v i a g o
 t u g a t f f m b p p c r d l n g b
 i m l s i p j p l p b k d f i g f e
 c p i t c z d w e e v l y c s s t r
 l y m i u b o s h r t y g v h t l o
 e z p c s c h o c o l a t e d a a q
 w u r a p s c a l l i o n h s b n m

bim
 bish
 frumpet
 jellytastic
 joghopper
 rapscallion

exunckly
 bobsticle
 galumpy
 hungrilish
 magoober

bosh
 fing
 gangsta
 glimp
 poomp

custardy
 chocolated
 giganticus
 yuk
 sickable

Put two crazy words together and draw what that would look like! I've done the first one for you.

a hungrilish frumpet



Crazy Words

custardy
chocolated
giganticus
yuk
sickable

This image shows a blank sheet of white paper with horizontal blue ruling lines. The lines are evenly spaced and run across the width of the page. There are no margins, text, or other markings on the paper.

□


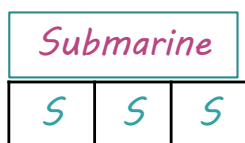
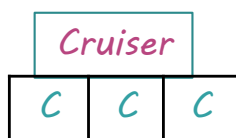


Battle Ships Game

Place the following ships on your grid by filling in their letters. You can do this horizontally, vertically or diagonally.

Mark each position you call out. If it's a 'hit', you get an extra turn. Each player must declare when a ship is sunk. The first player who sinks all enemy ships, wins!


Your Boats



	A	B	C	D	E	F	G	H	I
1									
2									
3									
4									
5									
6									
7									
8									
9									

Enemy Boats

	A	B	C	D	E	F	G	H	I
1									
2									
3									
4									
5									
6									
7									
8									
9									






Battle Ships Game

Place the following ships on your grid by filling in their letters. You can do this horizontally, vertically or diagonally.

Mark each position you call out. If it's a 'hit', you get an extra turn. Each player must declare when a ship is sunk. The first player who sinks all enemy ships, wins!



Your Boats

	A	B	C	D	E	F	G	H	I
1									
2									
3									
4									
5									
6									
7									
8									
9									

Aircraft Carrier

A	A	A	A	A
---	---	---	---	---

Battle Ship

B	B	B	B
---	---	---	---

Cruiser

C	C	C
---	---	---

Destroyer

D	D	D
---	---	---

Submarine

S	S	S
---	---	---



Enemy Boats

	A	B	C	D	E	F	G	H	I
1									
2									
3									
4									
5									
6									
7									
8									
9									



Feeling bored? Doodle away!

Carry on drawing the lines, making lots of swirls and curls!
Now start drawing different shapes into each bubble!
Keep making more patterns, the sky is the limit!



Q & A Time!

Time to get to know each other a little better! Start asking each other some questions, you might be surprised about the answers!

If you could choose any job there is, what would it be?

What is your favourite kind of holiday?

If you could be King / Queen, what would you change in the world?

What are your three favourite songs?

If you could time-travel, where and when would you go?

What do you think are your best skills?

You can take three things with you to a desert island, what are they?

What is the best meal you have ever had?

What are your favourite memories from when you were little?

If you won the lottery, what would you do?



Quick, Quick, Quick!




Can you think of five things all starting with the same letter in 60 seconds? Invite others to play with you!

1. Shut your eyes and point to a letter.
2. As soon as the letter is called out, the time starts!
3. Quick, think of all 5 things and write it down!
4. If you do, give yourself one point!
5. Cross off the letter you've just used.
6. Next person closes their eyes and points to a letter.
7. Get ready, go!

For example:

Name	Surname	Animal	Places	Food
Arthur	Adams	Antelope	Atlantis	Apple



Quick, Quick, Quick!

Name

Surname

Animal



























Place

Food



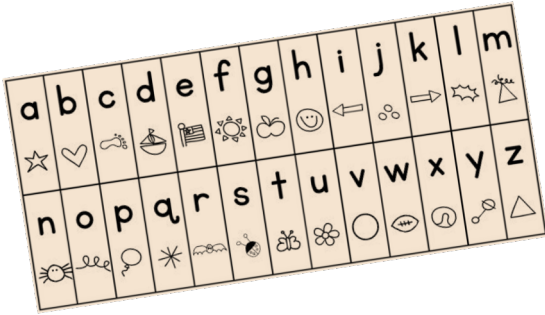
Break the Code

Can you break the code? It's the top secret **emoji** code used by undercover agents working on covert cases!

a	b	c	d	e	f	g	h	i
								
j	k	l	m	n	o	p	q	r
								
s	t	u	v	w	x	y	z	
								



Break the Code



Your turn to make your own secret code.

On the left is an example, you can use scribbles and shapes and write your own top secret messages!

[illegible][illegible]

Break the Code

Can you find the answers to these riddles using the secret code? Each number represents a letter. By finding the right letters you can read the funny jokes!

a	b	c	d	e	f	g	h	i	j	k	l	m
1	2	3	4	5	6	7	8	9	10	11	12	13
n	o	p	q	r	s	t	u	v	w	x	y	z
14	15	16	17	18	19	20	21	22	23	24	25	26

What do you call a fly without wings?

1		23	1	12	11

What animal wears a wig?

20	8	5		2	1	12	4		5	1	7	12	5

What do you call an alligator in a vest?

1	14		9	14	22	5	19	20	9	7	1	20	15	18

What did the pencil say to the other pencil?

12	15	15	11	9	14	7		19	8	1	18	16

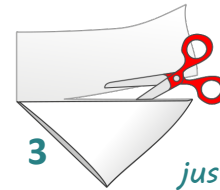
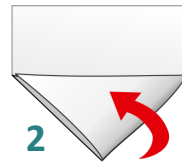
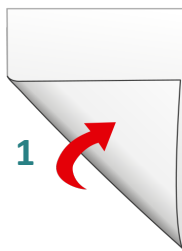

What starts with a 'P', ends with an 'E' and has a million letters in it?

16	15	19	20		15	6	6	9	3	5

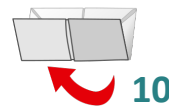
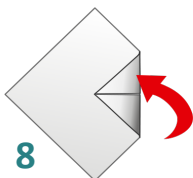
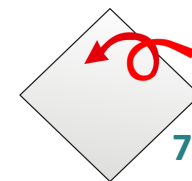
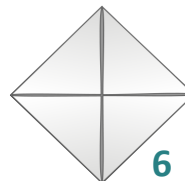

Fortune Teller

These fortune tellers are so much fun!

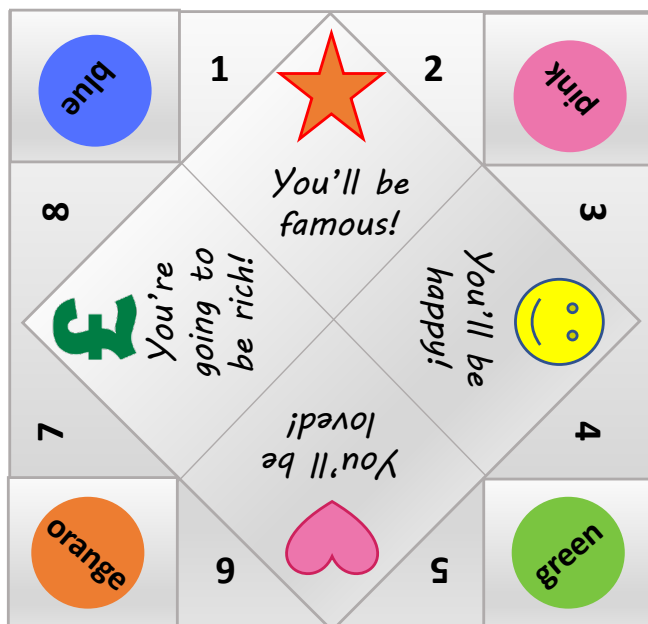
1. Ask an adult to help you fold this using the steps below.



If you don't have scissors, just ask an adult to tear it off carefully!



2. Decorate it:



3. Tell their fortunes!

1. Slip your forefingers and thumb into the pockets
2. Ask a person to pick a colour
3. If blue, then say b l u e, while pinching and stretching the fortune teller with each letter
4. Ask the person to pick a number
5. Move the fortune teller with each count
6. When the count stops, open the flap to reveal the fortune!

More ideas for your fortune teller:

You'll get a special treat! Or You'll find a new friend!

You'll be eating lots of Brussels sprouts! Or You'll have to wash the dishes!

More ideas on the next page...

Fortune Teller



More ideas:

How about fun challenges instead of telling fortunes: Name five things you can see, Name one thing you can hear, describe yourself with three words, describe me with three words, say three things you are good at, tell a joke, do a ninja pose for 10 seconds, pat your head and rub your tummy, etc.

Turn your fortune teller into a fruit joke teller. Draw a fruit on each corner instead of a colour and use some fruit jokes, like: What do you give to a lemon that's been hurt? Lemon-aid! What kind of fruit can fix your sink? A Plum-er! Look online for more ideas.

Another idea is to turn it into a fact-teller about your favourite sport (most points scored, tallest football player, best winger) or famous landmarks (tallest building, longest bridge, etc.)

Wheel of answers



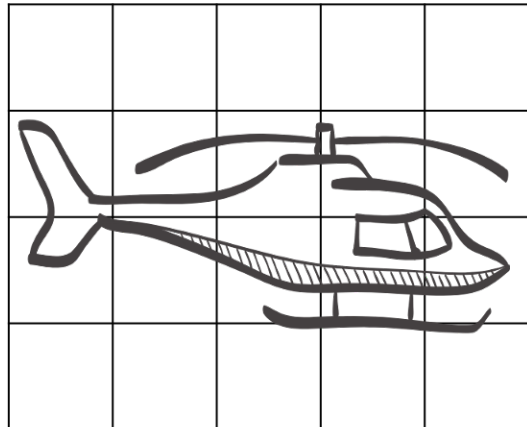

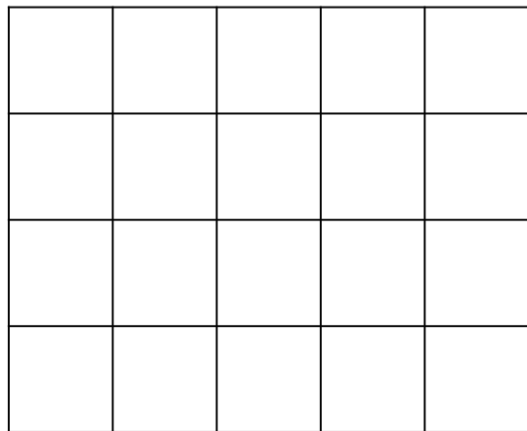
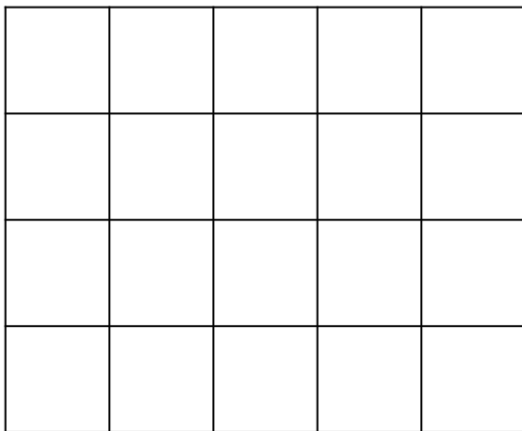


Ask a question out loud that can be answered with a 'yes' or 'no'.
Place a pencil in the middle of the wheel, spin it and find out what
the answer is!

Examples: Can I have an ice-cream? Will it rain today?






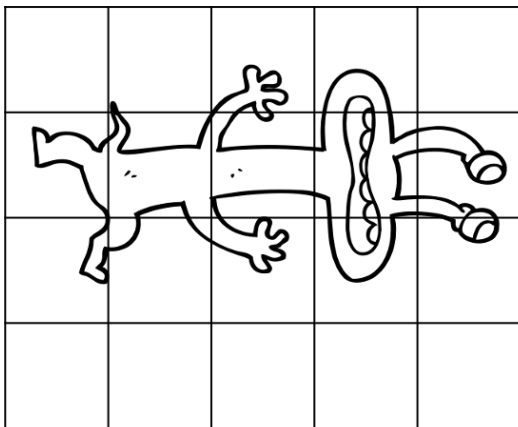

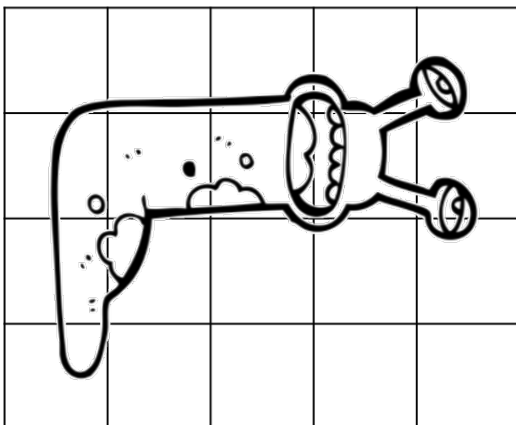

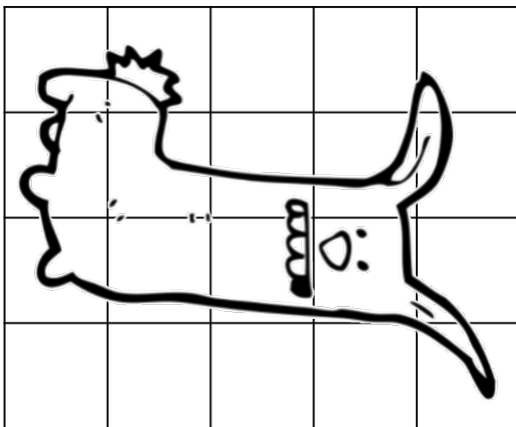
Cartoon Creations

Can you copy these vehicles, by using the grid?
When you're finished, colour them in!




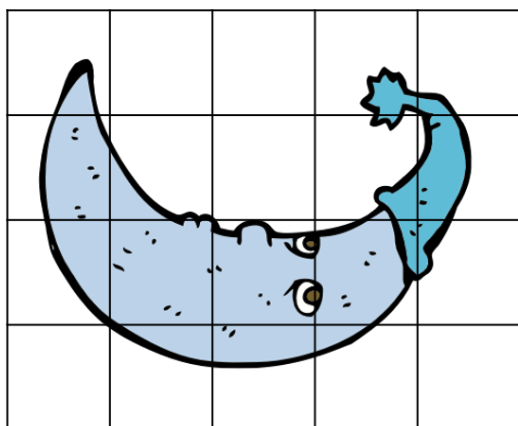

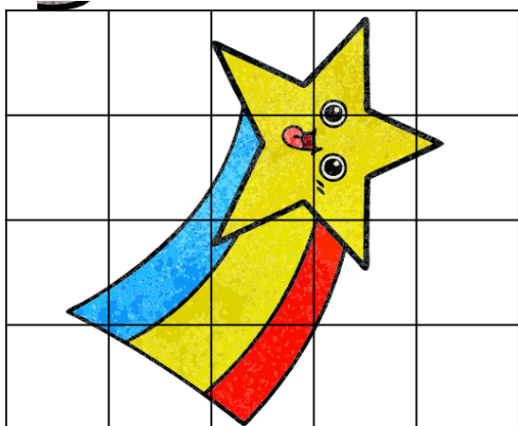




Cartoon Creations

Can you copy these silly cartoons, by using the grid?
When you're finished, colour them in!



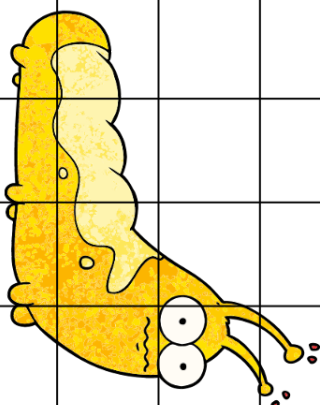

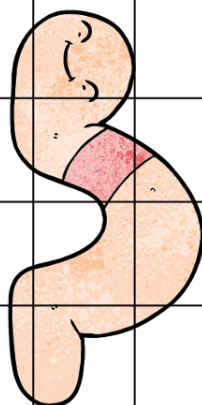

Cartoon Creations

Can you copy these silly cartoons, by using the grid?
Use a pencil or black pen for the outlines.
When you're finished, colour them in to look the same!




Cartoon Creations

Can you copy these silly cartoons, by using the grid?
Use a pencil or black pen for the outlines.
When you're finished, colour them in to look the same!



Mosaic Colouring

Colour each section in separately to create an amazing mosaic.
Choose 6 colours to do the background, then 6 different colours
to colour in the lion.



Sudoku

Are you up to the Challenge?

Make sure each row has each number from 1 – 6

Make sure each column has each number from 1 - 6

Make sure each coloured box has each number from 1 – 6

Can you find the missing numbers?

1				6	
3					1
	2			3	6
6			4		
	1	6	3		4
			6		5

Now do the same for numbers 1 – 9! You can do it!

2	9		3		1		8	6
6	3	1				2	5	
			5	6	2	3		
		9		3	6	5		8
3	6	8				9		
		2	9	4	8	6		1
		6	8	9	3	1	4	5
8	5		6	1				2
9		4					6	3

African Safari

The Baobab tree

Baobab trees are found in Africa, Australia and Madagascar.

They grow very big and can get older than a 1000 years!

The trunk is often hollow inside and lots of animals use the trees for shelter.

Humans have used them for prisons, post-offices and pubs!

Draw lines to match the sounds to the creatures that make them.

Laugh

Chirp

Hoot

Buzz

Roar

Hiss

Snort

Lion

Snake

Cricket

Hyena

Mosquito

Warthog

Owl

Doodle a pattern onto the snake's skin.

Can you find all the animals hiding in the Baobab Tree?

L _ _ _

T _ _ _ _ s _

C _ _ _ _ d _ _ _

_ w _

A _ _ _ _ _ k

V _ _ _ _ re

S _ _ _ _ r

_ _ _ ph _ _ _

E _ _ _ _

W _ _ _ h _ _

R _ _ _ _

L _ _ p _ _ _

B _ _ _ _ n

Ch _ _ _ _ _ _ _

H _ _ _ _

S _ _ r _ _ _ _

H _ _ n _

P _ _ _ _ p _ _ _

G _ r _ _ _ _

S _ _ _ _

**Africans love bright colours.
Colour each animal in a different
colour to decorate the tree!**

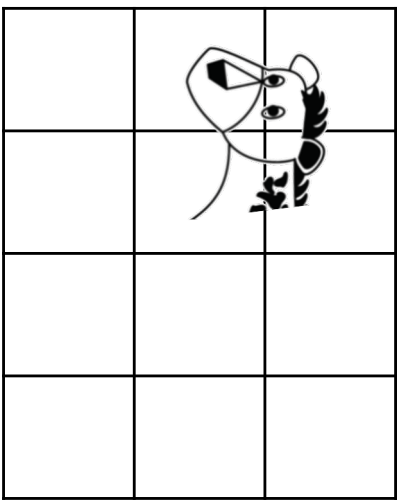



African Safari

Look around the picture to find all the following animals:

1 Mandrill, 2 Lions, 3 Giraffes, 4 Trees, 5 Spider webs, 6 Vultures, 7 Lizards, 8 Flying birds, 9 Wiggly worms, 10 Rocks



Use the grid to draw these animals





Pirate Adventure














Who am I?

Follow the instructions to find the right pirate. Draw a cross over each wrong pirate as you go.



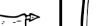





1. I do not have a twin.
2. I am not an octopus.
3. I am in row 2, 3, 4 or 5.
4. I do not have a hook.
5. I have two legs.
6. I'm wearing a pirate hat.
7. I don't have a parrot.
8. I have no treasure chest or sword or pistol.


	1	2	3	4	5
1					
2					
3					
4					
5					

A hand-drawn map of the island of Sumatra, Indonesia, set against a yellow background. The map shows the island's outline with wavy lines representing water. Major cities are labeled in Chinese characters: Medan (棉蘭) at the top left, Padang (巴達維亞) at the bottom left, Palembang (三寶壟) at the bottom center, and Bengkulu (巨港) at the bottom right. A large river system is depicted flowing from the interior towards the coast. In the upper left corner, there is a small illustration of a person sitting on a rock, looking out over the sea.

	N
	O
	P
	Q
	R
	S
	T
	U
	V
	W
	X
	Y
	Z

A vertical strip of 15 cartoon pirate faces, each with a unique expression and pirate-themed accessories like hats, eyepatches, and mustaches. The faces are arranged in a single column, separated by thin horizontal lines. The expressions range from happy and mischievous to sad and angry. The accessories include various styles of pirate hats, eyepatches, and mustaches.

	X marks the spot
	Treasure chest
	Flag
	Palm trees
	Hills
	Sea Monster
	Pirate ship
	Dotted lines to show the way



Pirate Adventures



Pirate Name Generator

Follow the steps to find your pirate name.

1. What month were you born?

January – Captain

April – Hook

July – Big

October – Rich

February – Long

May – Poor

August – Surly

November – Groggy

March – Old

June – Jolly

September – Stinky

December – One-eye

2. What is your favourite colour?

3. What is the first letter of your surname?

A–Shiver

F–Gold Tooth

K–Rat

P–Jelly

B–Roger

G–Dog

L–Dead bones

Q–Rapsallion

U–Brigadeer

Y–Barnacle

C–Plunder

H–Boot

M–Squawk

R–O’Fish

V–Patch

Z–Plank

D–Cricket

I–Lubber

N–Scurvy

S–Skipper

W–Legs

E–Scallywag

J–Pearl

O–Shubby


T–Biscuit

X–Sea Wolf

Your pirate name:

Your best friend's pirate name:

Also write down what your
parents / grandparents/ siblings
/cousins will be called!



Pirate Pete, aka
Parrot Pete, aka
Pete the Pirate
Parrot

Colour him in with
as many colours as
you can!

Missing Links

Choose the words from below that will fit perfectly with the first and the last word!

sun

foot

hot

packed

post

primary

mouse

copy

wall

rose

roasting

plastic

time

room

house

box

game

trip

door

flap

clip

fire

foil

neck

dog

lunch

paper

tin

cat

screen

card

bush

ball

school

neck

trap

Deserted Island

Oh no, you're going to be shipwrecked on an island!
What will you choose to take with you?

You can choose
only **5** things
from your bed-
room to go into
your shelter.
Will you choose
comfort or
decorations?

Draw them inside
your shelter.

Draw the **1** outfit and pair of
shoes you'll bring with you. It
might get hot, it might get cold
and it might rain!

Choose **3** books you won't get
tired of reading, over and over
and over again!

Which **8** foods will you pack to take with you?
Draw them in the picnic basket. What can you take that
will last for a long time?


What type of drink will you choose
to put in your magic flask? (It
refills itself!)

Which **10** songs will you choose to take with you?
Will some be more upbeat and some more relaxing?




Deserted Island

Choose **10** favourite things to pack in your backpack. What will you take?
Or do you need to add a few survival focused items?



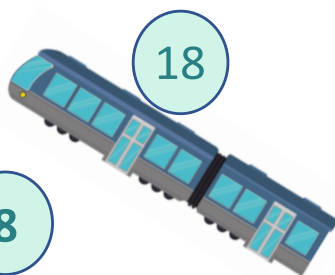
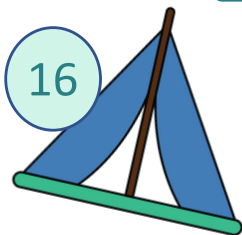


What message
will you write
on this note
before putting
it in the bottle
for someone
else to find?



Secret Message



Complete the crossword to find the hidden message....



Design a t-shirt

Choose a cool slogan and add pictures to make it colourful and interesting! Choose a happy slogan like 'Live your Dream', 'Love every moment' or any other phrase that makes you feel **HAPPY!**



This Backseat Boredom Buster
was designed especially for you by



We hope you will have hours of fun!

This activity pack includes activities that will build confidence, self-awareness, mindfulness and give opportunities to strengthen relationships.

 www.growthandgrit.org

 [growthandgrit](https://www.facebook.com/growthandgrit)

 growthgrit@gmail.com

 [growth_and_grit](https://www.instagram.com/growth_and_grit)

