



“Be an Expert in Motion Graphics, Video Editing & Compositing, Visual Effects with Sound Editing”

3D Animation | Character Modeling | Conceptualization |
Rigging | Rendering | VFX Visual Effects | Video Editing



VIDEO EDITING | VFX | AFTER EFFECTS | PREMIERE PRO | SOUND

**100% Job Assistance
Become a Certified
Video Editing & VFX Professional**



9833900330

9930375161



**“Be an Expert in Motion Graphics,
Video Editing & Compositing,
Visual Effects with Sound Editing”**

MOST POPULAR

Video Editing Adobe Premiere™

Adobe Premiere Pro Training Class - Introduction: Course Topics

Understanding digital video: foundations for Premiere Pro editing

Understanding Video Settings

- **Understanding Default Workspaces**
- Switching, resetting Premiere Pro workspace
- Working with Premiere Pro panels
- Application tools, Setting preferences
- Using the PROJECT PANEL
- Media management & Organizing bins
- Using the media browser panel,
- Previewing clips: Hover, Transcoding Videos



The Cuts-only Editing Methodology

A Roll vs. B Roll, Cut-ins and cut-aways; cutting on action
Working with multiple video tracks, Trimming clips.
Making insert and overwrite edits, Using the timeline editing tools
Markers: timeline vs clip, Using video & audio transitions in Premiere Pro

Understanding Transitions

Understanding The Uses Of Titles In Video

Creating graphic clips in Premiere Pro
Adding images to a graphic clip, Using the legacy titler, Creating an end credit roll
Controlling the speed of a rolling title, Working with graphic clips on the timeline
Creating a graphics template, Working with imported graphics in Premiere Pro

Working with Photoshop and Illustrator Files in Premiere Pro Using Premiere Pro Video Effects

Understanding video effects in Premiere Pro
Animating static clip effects, Adjusting position, scale, rotation, and opacity for video in Premiere Pro
Applying Premiere pro video effects to clips,
Understanding the Premiere Pro timeline vs project panel
USING GREENSCREEN FOOTAGE IN PREMIERE PRO
Understanding Clip Audio

Exporting video from Premiere Pro

CREATING A GARBAGE MATTE IN PREMIERE PRO
Working with the ultra keyer
Learning to stabilize shaky footage with Premiere
EVALUATING SHAKY FOOTAGE

Using the warp stabilizer
Introduction to Premiere Pro audio editing



3 DIPLOMA IN 1

1. Adobe Premiere Pro
 2. Adobe After Effects
 3. Sound Editing
- Special Offer:**
Rs. ~~53,991~~ 33,990/-



**PHOTOSHOP
MOTION
GRAPHICS
VISUAL EFFECTS
VIDEO EDITING
SOUND ENGG.**

**VPROVFX+
3 Diplomas**
Rs. ~~53,991~~
Rs. **33,990**
All Inclusive
Limited Time Offer

- ALL INCLUSIVE**
- ☑ 3/6 Months
 - ☑ Advance Modules
 - ☑ 4 Certificates
 - ☑ 18 % GST Included
 - ☑ Books & Notes
 - ☑ Live Projects

**Get Training on
Authorised**



**www.3danimation
institute.com**

MOST POPULAR

FREE TRIAL CLASS

“CALL”

**Dadar West
9930375161
Matunga West
9833900330**



9833900330



“Be an Expert in Motion Graphics, Video Editing & Compositing, Visual Effects with Sound Editing”

MOST POPULAR

**PHOTOSHOP
MOTION
GRAPHICS
VISUAL EFFECTS
VIDEO EDITING
SOUND ENGG.**

Visual FX Adobe After Effects™

After Effects classes will get you started using Adobe After Effects powerful tools for creating a wide range of visual and audio effects. Our classes are led by experienced motion graphics professionals who have backgrounds with broadcast, film, and online media production.

After Effects Training Class - Introduction: Course Topics

Digital Video basics in Adobe After Effects
Analog versus digital, Frame rate and resolution, Defining motion Graphics
Using the After Effects Interface, Understanding the After Effects panel system
Media Management, Importing media files, Importing Photoshop and Illustrator files
Previewing footage, Previewing stills and video, Previewing audio
Trimming a video clip, Using the **Interpret Footage** dialog box
Looping an audio or video file, Using Layers in Adobe After Effects
Layer basics, Layer options, Creating a layer solid, Understanding the layer switches
Time stretch and frame blending, Nesting compositions/layers using precomps
Using keyframes in Adobe After Effects, Animation of layer properties using keyframes
Using layer parenting to ease repetition, **Understanding motion paths**
Working with layer blending, Controlling the speed of animations
Using text in Adobe After Effects, Creating text, Character palette, Paragraph palette
Animating text with keyframes, Animating text using presets, Using Bridge with After Effects
Masking and alpha channels in Adobe After Effects
Masking, Animating masks, Working with alpha channels, Track matte, Using Effects in Adobe After Effects
Effect basics, Animating effects,



3D capabilities of AFTER EFFECTS

3D layers, 3D Transform properties
Animating 3D layers, Lights
Rendering from a composition
Creating render templates,
Exporting a project file

- **Visual Effects Workflow**
- **Chroma Keying in After Effects**
- **Motion Tracking**
- **Motion Stabilization**
- **3D Camera Tracking**
- **Time Remapping Video**



USING AFTER EFFECTS CLONING TOOLS

ROTOSCOPING VIDEO FOOTAGE

CREATING ENVIRONMENTAL EFFECTS

- Fog, Smoke Mist, Wind
- Precipitation Fire, Heat Distortion
- Explosive Effects

ADVANCED AFTER EFFECTS

RENDER QUEUE USAGE



Diploma in
VFX: Adobe
After Effects

“Call for Early Bird Offers”

FREE Trial Class



9833900330



**VPROVFX+
3 Diplomas**

Rs. ~~53,991~~

Rs. **33,990**

All Inclusive

Limited Time Offer

ALL INCLUSIVE

- 3/6 Months**
- Advance Modules**
- 4 Certificates**
- 18 % GST Included**
- Books & Notes**
- Live Projects**

**Get Training on
Authorised**



**www.3danimation
institute.com**

MOST POPULAR

FREE TRIAL CLASS

“CALL”

**Dadar West
9930375161
Matunga West
9833900330**



**“Be an Expert in Motion Graphics,
Video Editing & Compositing,
Visual Effects with Sound Editing”**

**PHOTOSHOP
MOTION
GRAPHICS
VISUAL EFFECTS
VIDEO EDITING
SOUND ENGG.**

Sound Editing with Adobe Audition™

- AUDIO INTERFACE & BASIC EDITING
- SIGNAL PROCESSING
- Using the Effects Rack Amplitude and Compression effects
- AUDIO RESTORATION
- Recording into the Waveform Editor,
Recording into the Multitrack Editor
- Creating a DJ-style (mixtape), Music mix with Cross-fading
Mixing collection of clips
- MULTITRACK EDITOR ORIENTATION
- Multitrack production, Multitrack & Waveform Editor
- Changing track Controls, Loop selections for playback
- RECORDING IN THE MULTITRACK EDITOR
- CREATING MUSIC WITH SOUND LIBRARIES
- Sound Mixing, - Testing your acoustics
- The mixing process, Exporting a stereo mix of the song



100% Practical Course



9833900330

**VPROVFX+
3 Diplomas**

Rs. ~~53,991~~

Rs. **33,990**

All Inclusive

Limited Time Offer

ALL INCLUSIVE

- 3/6 Months
- Advance Modules
- 4 Certificates
- 18 % GST Included
- Books & Notes
- Live Projects

**Get Training on
Authorised**



**www.3danimation
institute.com**

“CALL”

Dadar West

9930375161

Matunga West

9833900330



**“Professional Course in Motion Graphics,
Video Editing & Compositing,
Visual Effects with Sound Editing”**



4.7/5 CUSTOMER REVIEWS

3 DIPLOMAS




✓ 90% Practicals ✓ Work on **Professional** Projects

1 Module Diploma in **VIDEO EDITING** ADOBE PREMIERE 

2 Module Diploma in ADOBE AUDITION  Sound Editing: Audition

3 Module Diploma in **VISUAL EFFECTS** AFTER EFFECTS 



1-3 Diplomas 
 Rs. ~~53,991~~ 33,990/-
 Limited Offer

**(Original Fees : Rs. ~~53,991~~
 All Inclusive of 18% GST)**

“Call for **Early Bird Offers”**

5 - 6 Months
 Daily / Alternate Batch,
 Weekend, Sunday,
 FAST TRACK Available

**GLOBALLY
 BENCHMARKED
 CURRICULUM**
100% Job Assistance

Certified FACULTY
 from the Industry
 Work on Live Projects
 100% Practicals

📞 9930375161

📞 9833900330



VPROVFX

| 3D-Max | MAYA | Character Animation |
| Video Editing | Visual Effects | Final Cut PRO

Why only Rs. 33,990

Original Fees : ~~Rs. 53,991~~ (All Inclusive GST)



Rs. 33,990

All Inclusive

Limited Time Offer



4.7/5 CUSTOMER REVIEWS

PHOTOSHOP
MOTION
GRAPHICS
VISUAL EFFECTS
VIDEO EDITING
SOUND ENGG.

VPROVFX+
3 Diplomas
Rs. ~~53,551~~
Rs. 33,990
All Inclusive
Limited Time Offer

- ALL INCLUSIVE
- 3/6 Months
 - Advance Modules
 - 4 Certificates
 - 18 % GST Included
 - Books & Notes
 - Live Projects

Get Training on
Authorised



www.3danimation
institute.com



"CALL"
Dadar West
9930375161
Matunga West
9833900330

Why only Rs. 33,990 for ALL 3 Modules?


- 1. We OWN our training premises ! We don't pay rent.**
We don't have to include the rent cost in your fees !!!
- 2. We are NOT a franchisee.**
We don't need to pay franchisee fees to anyone.
So, We don't have to include franchisee fee cost in your fees !!!
- 3. No unnecessary theory classes.**
Only necessary theory, 90% Practicals and more practicals.
Thus, saving your precious time going through mind numbing theory classes.

"Visit for Early Bird Offers"

IN-DEPTH & ADVANCED COURSE

DADAR/MATUNGA ADDRESS

B/2,Vimal Udyog Bhavan, 1st Flr,
Nr BPL Mobile Off, Opp. MOVIE TIME (STARCITY Cinema)
Nr Mahalaxmi Society, 5 Min Walk from Matunga (West) Station,
15 Min from Dadar West Station Mumbai- 400016



1 YEAR 3D ANIMATION COURSE

Certified VIDEO EDITING & VFX Course
| Adobe PREMIERE PRO | Adobe AFTER EFFECT | Adobe AUDITION |
PORTFOLIO CREATION | INTERVIEW PREPARATION



Real Classes Images

 **Why Should you Learn from Softpro?**

1. **30 Years** Experience (Estbl. 1992 Softpro Academy)
2. **100% Practicals in Classroom with Assignments**
3. You Create & **Work on Live Projects.**
4. **Learn from Experienced Professionals & Experts**
5. Faculties have REAL Life Experience
6. **Small Batches** of Students leads to Personal Attention
7. Simple & Easy to Understand Course Material
8. **You have Classroom Training & Learn from Anywhere**
9. Highly Experienced & **Industry Expert Faculty.**
10. **100% Job Assistance**
11. **Dedicated Placement Team**



Get Training on



AUTHORISED
Training Software



MOTION GRAPHICS

SOFTPRO ANIMATION ACADEMY

2023
SYLLABUS

TRAINED
OVER 11770+
STUDENTS

VFX
VIDEO EDITING
3D ANIMATION
VISUAL EFFECTS



www.3danimationinstitute.com

ESTABLISHED SINCE 1992

**BECOME A CERTIFIED
3D ANIMATOR, VIDEO EDITOR &
VFX SPECIALIST**



"Be an Expert in 3D Animation Motion Graphics, Video Editing Compositing, Visual Effects, Sound Editing"



MOST POPULAR

9

MODULES

ORIGINAL FEES

Rs. 89,550

Dur : 1 YEAR

FT: 6 Months

Course Features:

- ✓ 90% Practicals
- ✓ Work Live Projects
- ✓ **GOLD Subscription**
- ✓ **Industry Certification**
- ✓ Create LIVE Shooting
- ✓ E-Books & Notes
- ✓ **1 Year Access**
- ✓ **Newest Strategies**



Google



What is the meaning of Motion Graphics Design?



Motion Graphic Design, is a subset of Graphic Design. Motion Graphic is used for Film-making in Video Production Context through the use of Animation techniques. VFX are Visual elements for Animation. Its used to create ads, title sequences for movies, explainer videos..etc.

Which VFX Software is used for 3D Animation?



Adobe After Effects is the Industry Standard for 3D ANIMATION, It is the Best Animation Software for Visual Art. After Effects is frequently used in the world of Film movies, TV & Commercials. You Create Animations & Video Post-production, Add Special Effects, Animate titles, Create Stand-alone Videos...etc.



www.3danimationinstitute.com

Be a MASTER in MOTION GRAPHICS

Adobe PREMIERE | Adobe AFTER EFFECTS | AUDITION

“Be an Expert in 3D ANIMATION, Motion Graphics, Video Editing Compositing, VFX Visual Effects, Sound Editing”



9
MODULES

ORIGINAL FEES

Rs. 89,550

Dur : 1 YEAR

FT : 6 Months

Course Features:

- ✓ 90% Practicals
- ✓ Work Live Projects
- ✓ GOLD Subscription
- ✓ Industry Certification
- ✓ Create LIVE Shooting
- ✓ E-Books & Notes
- ✓ 1 Year Access
- ✓ Newest Strategies

SAVE



Which Video Editing Software is used for 3D Animation & Motion?



3D ANIMATION & Motion Graphics are created through the Intentional Movement of Visual elements on the screen. **Adobe PREMIERE** lets you import videos, remove unwanted parts, order the various clips, add music/voice over/sounds, overlay graphics, and export a final video for Social Media, Web, TV, or Movies. **Adobe PREMIERE** is considered to be the Best for VIDEO EDITING.

Is 3D & Motion Graphics a good Career?



Across the Creative Industries, Motion Design is one of the Most In-demand skills right now. So if you're a designer who wants to broaden your horizons, work on creative projects & Boost your Salary it's a great area to get into!

How long does it take to learn 3D ?



Depending on the complexity of the Motion Graphics & Your ability to pick up what you are learning, it can take anywhere between 1 YEAR to be an Expert in 3D Animation & Motion Graphics!

Easy EMI

8500 p.m.



hindustantimes newsyoucanuse

HOW MUCH DOES THIS PAY?

ENTRY LEVEL

₹2.4 lakh pa

Here, there are complete freshers and then there are trained animators. The trained ones can expect to move to the next segment within three to five years.

MIDDLE LEVEL

₹6 to ₹8.4 lakh pa

At this level, people are aware of all the stages of animation. It might take up to 10 years to get to this stage in the profession.

SENIOR LEVEL

₹18 lakh pa

This is usually someone heading the animation department of a studio. You have an advantage if you have worked on active animation projects. Promotions are possible if one sticks to the field persistently.

SKILLS REQUIRED

• You have to have a creative streak and a passion for telling stories. • A background in graphic designing or any visual art form helps. • You have to be able to visualise things and situations and put them down on a storyboard to show how the story unfolds. • You have to be patient because you'll be working with creative minds that are often hard to please. • And you have to know how to sketch.

Be a MASTER in 3D Animation & MOTION GRAPHICS

Adobe PREMIERE | Adobe AFTER EFFECTS | AUDITION | BLENDER

“Be an Expert in 3D ANIMATION, Motion Graphics, Video Editing Compositing, VFX Visual Effects, Sound Editing”



**9
MODULES**

ORIGINAL FEES

Rs. 89,550

Dur : 1 YEAR

FT : 6 Months

Course Features:

- ✓ 90% Practicals
- ✓ Work Live Projects
- ✓ **GOLD Subscription**
- ✓ Industry Certification
- ✓ Create LIVE Shooting
- ✓ E-Books & Notes
- ✓ 1 Year Access
- ✓ Newest Strategies

SAVE



1 Year Diploma in After Effects, VFX, Video Editing, Audition & 3D Animation (Module 1-9)



Module 1 After Effects

Module 2 Advance After Effects with Chroma Shoot & Live Project - Portfolio Creation

Module 3 Video Editing Adobe Premiere PRO

Module 4 Advance Premiere PRO with Project

Module 5 Storyboarding Essentials

Module 6 Adobe AUDITION Sound Editing

Module 7 Adobe PHOTOSHOP

Module 8 Adobe LightRoom

Module 9 3D ANIMATION - Blender



Final Project & Portfolio Creation

Duration : 1 Year (Regular Batch)

Duration : 7 Months (Fast-Track Batch)

Original Fees: Rs. 89,550

Special Offer Fees: 4?,990



Google



4.7/5 CUSTOMER REVIEWS



8500 p.m.



Be a MASTER in 3D Animation & MOTION GRAPHICS

Adobe PREMIERE | Adobe AFTER EFFECTS | AUDITION | BLENDER



Certified MOTION GRAPHICS Course
**“Be an Expert in Motion Graphics, Video Editing
 Compositing, VFX After Effects, Post Production”**

Why only Rs. 4?990

Original Fees : ~~Rs. 89,550~~ (All Inclusive of GST)

**Original Fees
 Rs. 89,550**

All 9 Modules



Rs. 4?990

**All Inclusive
 Limited Time Offer**



Special Offer

Fees: Rs 4?990

**All Inclusive
 Duration
 1 YEAR**



Why only Rs. 4?990 for ALL 9 Modules (1 YEAR) ?

**1. We OWN our training premises ! We don't pay rent.
 We don't have to include the rent cost in your fees !!!**

2. We are NOT a franchisee.

We don't need to pay franchisee fees to anyone.

So, We don't have to include franchisee fee cost in your fees !!!

3. No unnecessary theory classes.

Only necessary theory, 90% Practicals and more practicals.

**Thus, saving your precious time going through mind numbing
 theory classes.**

Trained over 11,770+ Students



8500 p.m.



**9833900330
 9930375161**

**Dadar
 9930375161**

**ANDHERI West
 9833900330**

**Matunga West
 9833900335**

"Be an Expert in Motion Graphics, Video Editing Compositing, Visual Effects, Sound Editing"

MOST POPULAR



AFTER EFFECTS CLASSES will get you started using After Effects powerful tools for creating a wide range of Visual and Audio effects. Our classes are led by Experienced Motion Graphics Professionals who have background with Broadcast, Film, and Online Media Production.

Certified VFX: AFTER EFFECTS Module 1

- Design Theory
- Animating
- Titles
- Compositing
- 2D Animation
- 3D Animation
- Keyframing
- Effects
- Green screen



- Visual Effects Workflow
- Chroma Keying in After Effects
- Motion Tracking
- Motion Stabilization with After Effects
- 3D Camera Tracking
- Time Remapping Video
- Screen and Critique

Module 1



After Effects Training Class - Course Modules



Digital Video basics in Adobe After Effects
Analog versus digital, Frame rate and resolution, Defining motion Graphics
Using the After Effects Interface, Understanding the After Effects panel system
Media Management, Importing media files, Importing Photoshop and Illustrator files
Previewing footage, Previewing stills and video, Previewing audio
Trimming a video clip, Using the **Interpret Footage** dialog box
Looping an audio or video file , Using Layers in Adobe After Effects
Layer basics, Layer options, Creating a layer solid, Understanding the layer switches
Time stretch and frame blending, Nesting compositions/layers using precomps
Using keyframes in Adobe After Effects, Animation of layer properties using keyframes
Using layer parenting to ease repetition, **Understanding motion paths**
Working with layer blending, Controlling the speed of animations
Using text in Adobe After Effects, Creating text, Character palette, Paragraph palette
Animating text with keyframes, Animating text using presets, Using Bridge with After Effects
Masking and alpha channels in Adobe After Effects
Masking, Animating masks, Working with alpha channels, Track matte,
Using Effects in Adobe After Effects, Animating effects...and much more.



9833900330
9930375161

Be a MASTER in 3D Animation & MOTION GRAPHICS
Adobe PREMIERE | Adobe AFTER EFFECTS | AUDITION | BLENDER

“Be an Expert in Motion Graphics, Video Editing Compositing, VFX, Post PRODUCTION”



Advance VFX: AFTER EFFECTS

Module 2

In MODULE 2 - ADVANCED AFTER EFFECTS

Module 2

We believe in a hands-on approach that allows students to gain experience in After Effects, while training them as storytellers as well. We find that the best approach to students gaining experience is for them to create and work on their own projects.

During the course students will finish 4 projects that become more challenging as the course progresses.

- Character Animation
- Animation Presets
- Effects
- ROTOSCOPY
- COLOR CORRECTION
- 3D MOTION WITH CROMA
- MATTE COMPOSITING
- FINAL EFFECT

● 3D Capabilities of AFTER EFFECTS

3D layers, 3D Transform properties

Animating 3D layers, Lights

Rendering from a composition

Creating render templates,

Exporting a project file

Visual Effects Workflow

Chroma Keying in After Effects

Motion Tracking, Motion Stabilization

3D Camera Tracking, Time Remapping Video

USING AFTER EFFECTS CLONING TOOLS

● ROSCOPING VIDEO FOOTAGE



CREATING ENVIRONMENTAL EFFECTS

Fog, Smoke

Mist, Wind

Precipitation

Fire, Heat Distortion

Explosive Effects

● ADVANCED AFTER EFFECTS



● RENDER QUEUE USAGE



● Final Project



Module 2

Easy EMI

8500 p.m.



www.3danimationinstitute.com

Be a MASTER in 3D Animation & MOTION GRAPHICS

Adobe PREMIERE | Adobe AFTER EFFECTS | AUDITION | BLENDER

“Be an Expert in Motion Graphics, Video Editing Compositing, VFX, Post PRODUCTION”



ADOBE PREMIERE PRO Students WORK on skills such as starting a project, making cuts, post-production workflow, sound design, media management, basic effects, and other advanced concepts. **Module 3**

VIDEO EDITING Adobe Premiere Module 3

Editors hold one of the most critical roles in the film making industry. Filmmakers rely on an editor’s storytelling and digital editing skills to shape the narrative of their story in post production and to polish their films.

Editors are not solely limited to the film industry; they work in many areas of media, including news, ads, documentaries, television, and web series.

- Premiere Pro - Software Essentials
- Creating a Montage (Theory)
- How to efficiently log footage, project, Editing
- Audio/Implement audio and perform audio mixing
- How to correctly export your project with the appropriate settings
- Intermediate Sound/Advanced audio mixing techniques
- Creative Storytelling/Be a better storyteller.



Adobe Premiere Pro Training Class - Introduction: Course Topics

Understanding digital video: foundations for Premiere Pro editing

Understanding Video Settings



Input & output formats
Dimensions, Framerate & Pixel aspect ratio
Online and social media video standards
Understanding Timecode
Learning the Premiere Pro interface

Understanding The Default Workspaces

Switching and resetting Premiere Pro workspaces
Working with Premiere Pro panels
Application tools, Setting preferences
Using the PROJECT PANEL
Understanding media management & creating and organizing bins
Using the media browser panel,
Previewing clips: hover scrub vs source monitor, Transcoding video



The Cuts-only Editing Methodology: Continuity Editing

A Roll vs. B Roll, Cut-ins and cut-aways; cutting on action
Working with multiple video tracks,
Trimming clips in the Premiere Pro source monitor
Making insert and overwrite edits, Using the timeline editing tools



Be a MASTER in 3D Animation & MOTION Graphics
Adobe PREMIERE | Adobe AFTER EFFECTS | AUDITION | BLENDER


“Be an Expert in Motion Graphics, Video Editing Compositing, VFX, Post PRODUCTION”



Advanced VIDEO EDITING Adobe Premiere

Module 4

In this **ADVANCED MODULE** Create videos using multi-cam editing, green screen removal, and many advanced assignments. Export final videos for use in social media or to send to a client

- Intermediate Editing techniques 
- Basic Narrative Scene
- Screening and Critique,
- Graphics and Effects
- Color Grading and Correction
- Intermediate Narrative Scene
- Project improvements for an advanced, polished look.
- Screening and Critique

Module 4



9

MODULES

ORIGINAL FEES

Rs. 89,550

Dur : 1 YEAR

FT : 6 Months

Course Features:

- ✓ 90% Practicals
- ✓ Work Live Projects
- ✓ GOLD Subscription
- ✓ Industry Certification
- ✓ Create LIVE Shooting
- ✓ E-Books & Notes
- ✓ 1 Year Access
- ✓ Newest Strategies

● Understanding The Uses Of Titles In Video

Creating graphic clips in Premiere Pro

Adding images to a graphic clip, Using the legacy titler, Creating an end credit roll

Controlling the speed of a rolling title, Working with graphic clips on the timeline

Creating a graphics template, Working with imported graphics in Premiere Pro

● Working with Photoshop and Illustrator Files in Premiere Pro Using Premiere Pro Video Effects

● Understanding video effects in Premiere Pro

Animating static clip effects, Adjusting position, scale,

rotation, and opacity for video in Premiere Pro

Applying Premiere pro video effects to clips,

Understanding the Premiere Pro timeline vs project panel

USING GREENSCREEN FOOTAGE IN PREMIERE PRO

● Understanding Clip Audio

Working with various audio types including standard, mono, and 5.1 audio

Using the essential audio panel, Assigning audio clip types in Premiere

Animating clip volume, Outputting video from Premiere Pro

● Exporting video from Premiere Pro

Exporting video from Premiere Pro for desktop and broadband distribution

Understanding Video File Settings Including Video Dimensions,

Formats And Codecs, Bit-rate, Frame Rate, Aspect Ratio

When Exporting From Premiere Pro.

● CREATING A GARBAGE MATTE IN PREMIERE PRO

Working with the ultra keyer

Learning to stabilize shaky footage with Premiere

● EVALUATING SHAKY FOOTAGE

Using the warp stabilizer

Introduction to Premiere Pro audio editing

● Final Project

Module 4

SAVE



9833900330

9930375161



Be a MASTER in 3D Animation & MOTION Graphics

Adobe PREMIERE | Adobe AFTER EFFECTS | AUDITION | BLENDER

“Be an Expert in Motion Graphics, Video Editing Compositing, Visual Effects, Sound Editing”



STORYBOARDING For Motion Graphics Module 5

Learn to Use timeless animation principles to create interesting and dynamic animations. Motion graphics concepts, workflows, & best practices Theory of Motion Animation - to animate text, photos, video, add sound. Concept of 3D models and animations.

Module 5



● Process of storyboarding:

In the film industry, storyboards are used to plan out an entire movie, shot by shot, before filming begins. The storyboard for Scene One opens with a sketch of what the first shot, or camera angle, will look like. The next shot, from a different angle, is shown in the next image on the storyboard - you will learn to understand these concepts.

● Storyboard Essentials:

Storyboards are essential because they help studios define the parameters of the story within the required resources and time. And that's the best way to guarantee a smooth production process. If the animated video is complicated, it will take a lot of time and a larger budget to produce - you will learn to understand these concepts.



Animated Storyboard

An animatic is an animated storyboard—a slideshow of images depicting movement. To create an animatic, make a rough draft animation, usually with sound effects or music, giving filmmakers an idea of what the final animation or live-action sequence will look like.

Elements of Shoots:

Each shot of a storyboard captures several key elements: subject, background, camera shot, and the camera's movement.

Within a shot is the subject, the central character or object of a frame, and the foreground and background of a shot.

Digital Storyboard:

Storyboards are visual representations that aid in the the creation process of digital storytelling. Storyboards layout images in sequential order to create the the flow of the production. You will also learn the technical aspects and explanations of design



Easy EMI

8500 p.m.

Be a MASTER in 3D Animation & MOTION Graphics

Adobe PREMIERE | Adobe AFTER EFFECTS | AUDITION | BLENDER

“Be an Expert in Motion Graphics, Video Editing Compositing, Visual Effects, Sound Editing”



SOUND EDITING 
Adobe Audition

Module 6



Sound Editing with Adobe Audition™ Module 6

Audition is a comprehensive toolset that includes multitrack, waveform, and spectral display for creating, mixing, editing, and restoring audio content. This powerful audio workstation is designed to accelerate VIDEO PRODUCTION WORKFLOWS AND AUDIO FINISHING — and deliver a polished mix with pristine sound.

- AUDIO INTERFACE & BASIC EDITING
- SIGNAL PROCESSING
- Using the Effects Rack Amplitude and Compression effects
- AUDIO RESTORATION
- Recording into the Waveform Editor,
- Recording into the Multitrack Editor
- Creating a DJ-style (mixtape),
- Music mix with Cross-fading, Mixing collection of clips
- MULTITRACK EDITOR ORIENTATION
- Multitrack production, Multitrack & Waveform Editor
- Changing track Controls, Loop selections for playback
- RECORDING IN THE MULTITRACK EDITOR
- CREATING MUSIC WITH SOUND LIBRARIES
- Sound Mixing, - Testing your acoustics
- Learn Mixing process, Exporting ...etc.



9
MODULES

ORIGINAL FEES

Rs. 89,550

Dur : 1 YEAR

FT : 6 Months

Course Features:

- ✓ 90% Practicals
- ✓ Work Live Projects
- ✓ **GOLD Subscription**
- ✓ **Industry Certification**
- ✓ Create LIVE Shooting
- ✓ E-Books & Notes
- ✓ **1 Year Access**
- ✓ **Newest Strategies**



Easy EMI

8500 p.m.



Be a MASTER in 3D Animation & MOTION Graphics
Adobe PREMIERE | Adobe AFTER EFFECTS | AUDITION | BLENDER

"Be an Expert in Motion Graphics, Video Editing Compositing, VFX After Effects, Post Production"



PHOTO EDITING Adobe Photoshop

Module 7



Adobe PHOTOSHOP - Image editing Module 7

SOFTWARE YOU LEARN

ADOBE PHOTOSHOP™

Mixing & Manipulating of colours & Images, You can create Patterns & Artistic Designs, You can manipulate Design images with Special Effects!

- IMAGE EDITING & MIXING
- MATT PAINTING
- DIGITAL PAINTING & COMPOSITING
- TYPOGRAPHY EFFECTS
- FILM TITLING EFFECTS

You can create Patterns and Artistic Designs using Fills and Colours for Web Buttons
You can Create Web Backgrounds
You can Import and Export your Images.
Retouch, Manipulate and Enhance Designs/ Logos
Image Editing, Resolution, Correction, Saturation
You can paint a likeness of a physical object.
Mixing and Manipulating of colours at a click of a button.
Tool Box, Navigator, Info, Option, Swatches, Brushes
Layers: Adding, Deleting, Merge, Duplicating, Rotate
Filters: Built-in Effects Blur, Twirl, Stain, Emboss, Spotlight, Fire, Embossed
Retouching, Colouring,
Creating Buttons



Module 8

Adobe LIGHTROOM

"Be an Expert in Photo Editing, LightRoom effects & Post-production techniques, Video & Sound Editing"
Organize images using metadata and collections
Make **COLOR CORRECTION**
Use tools to Add gradients & Add Effects
Add borders and backgrounds to images
Create, Publish, Photobooks, Stunning Slideshows
Create online photo galleries, Export images

Module 8



Lightroom Image Correction



9833900330
9930375161

Be a MASTER in 3D Animation & MOTION Graphics
Adobe PREMIERE | Adobe AFTER EFFECTS | AUDITION | BLENDER

“Be an Expert in Motion Graphics, Video Editing Compositing, VFX After Effects, Post Production”



3D ANIMATION : with BLENDER



SOFTWARE YOU LEARN



BLENDER™

BLENDER Module 9

This course is in the process of being completely remastered in Blender. Blender is a fantastic platform which enables you to make AAA-quality models which can be exported to any game engine, 3D printer, or other software.

What Can I do with Blender

- Create assets for video games.
- Make unique 3D printed gifts.
- Design your dream house, car, etc
- Express yourself through 3D artwork.
- Learn how to create 3D Models and Assets for games using Blender,

Module 9

The Course is Project-based, so you will applying new skills immediately to real 3D models. You'll be amazed what you can achieve!

● BLENDER COURSE CONTENTS:

Rendering and Animation Basic Concepts

Learn Blender Interface & Screen, Working with Viewports
Creating and Editing Objects - Meshes, Tool Shelf.

● Blender Render Engines, Materials and Textures

Setting Up a World

● Lighting and Cameras: Camera Settings and Options

Using Nodes for Depth-of-Field, Green Screen (Chroma Key), and More
Lighting Types and Settings : Indirect Lighting

● Render Settings: Rendering Movies and Images

Ray-Tracing (mirror, transparency, shadows)

● Lighting and Shadows: Reflection (mirror) and Refraction (transparency)

Animation Essentials: Key-framing and Auto Key-framing, Graph Editor, Dope Sheet

● Animating Materials, Lamps and World Settings (and more)

Blender 3D Text Settings, **NURBS and Meta Shape Basics**

Particle Systems and , Working With Constraints: Following Paths and Curves

● Armatures (bones and skeletons)

Creating Fabric and Fluid Effects with Interactions

Realistic Object Interactions in Real-Time and Animations

Creating Springs, Screws, Gears and other Add-On Shapes

● Video Motion Tracking, Setting Up the Tracking Scene

Using Masks and Materials : Texture Mapping

Video Sequence Editor : Producing a Movie From Individual Clips and Images

● Adding an Audio Track ● Exporting Models



9833900330
9930375161

Be a MASTER in 3D Animation & MOTION Graphics

Adobe PREMIERE | Adobe AFTER EFFECTS | AUDITION | BLENDER



Certified MOTION GRAPHICS Course
**“Be an Expert in Motion Graphics, Video Editing
 Compositing, VFX After Effects, Post Production”**

Why only Rs. 4?990

Original Fees : ~~Rs. 89,550~~ (All Inclusive of GST)

All 9 Modules

Original Fees
~~Rs. 89,550~~



Rs. 4?990
 All Inclusive
Limited Time Offer



Special Offer
Fees: Rs 4?990
 All Inclusive
 Duration
1 YEAR

Why only Rs. 4?990 for ALL 9 Modules (1 YEAR) ?

1. We OWN our training premises ! We don't pay rent.
 We don't have to include the rent cost in your fees !!!

2. We are NOT a franchisee.

We don't need to pay franchisee fees to anyone.

So, We don't have to include franchisee fee cost in your fees !!!

3. No unnecessary theory classes.

Only necessary theory, 90% Practicals and more practicals.

Thus, saving your precious time going through mind numbing theory classes.

Trained over 11,770+ Students



Easy EMI
8500 p.m.



9833900330
 9930375161



Dadar
9930375161

ANDHERI West
9833900330

Matunga West
9833900335



Be a Master VFX, Post Production, Motion Graphics

**Who can Attend the Course?
Who Should take this Class?**



- Animator
- Art Director
- Concept Artist
- Composer
- Photographers
- Coordinator
- Designer
- Creative Director
- Director
- Editor
- Producer
- Filmmakers
- Graphic Designers
- Web Designers
- Digital Marketers
- Mass Media Professionals
- Corporate Communication Executives
- E-learning Domain Professionals
- Engineers
- Freelancers
- Branding Gurus
- Art Directors etc..

***In fact any one who wants to Explore their knowledge
in the creative domain.***

**9
MODULES**

ORIGINAL FEES

Rs. 89,550

Dur : 1 YEAR

FT : 6 Months

Course Features:

- ✓ 90% Practicals
- ✓ Work Live Projects
- ✓ **GOLD Subscription**
- ✓ Industry Certification
- ✓ Create LIVE Shooting
- ✓ E-Books & Notes
- ✓ 1 Year Access
- ✓ Newest Strategies



8500 p.m.

9833900330

9930375161

Be a MASTER in 3D Animation & MOTION Graphics

Adobe PREMIERE | Adobe AFTER EFFECTS | AUDITION | BLENDER



Be a Master VFX, Post Production, Motion Graphics

● Where do 3D Animators & Motion Designers work?

Animators and Multimedia designers typically work in Motion picture offices, Computer systems and Software companies and Advertising agencies.

This industry also had a very high percentage (59%) of self-employed workers this year, indicating that remote work arrangements are very possible in this field.

- Video Editing Jobs
- Visual Development Artist jobs.
- 3D ANIMATION Jobs
- Digital Art Director jobs.
- Graphic Illustrator jobs.
- Teaching Artist jobs.
- Freelancing jobs.
- Background Artist jobs.
- User Interface Manager jobs.
- Creative Art Director jobs.
- Marketing Graphic Designer jobs.

Experience in the Training Industry Training Industry since over **30** years

- 100% Practical, Safe & Professional learning environment.
- Certified & Qualified Instructors with Industry Experience.

Easy EMI
8500 p.m.

9
MODULES

ORIGINAL FEES
Rs. 89,550
Dur : 1 YEAR
FT : 6 Months
Course Features:
 ✓ 90% Practicals
 ✓ Work Live Projects
 ✓ **GOLD Subscription**
 ✓ Industry Certification
 ✓ Create LIVE Shooting
 ✓ E-Books & Notes
 ✓ 1 Year Access
 ✓ Newest Strategies

SAVE



9833900330
9930375161

Be a MASTER in 3D Animation & MOTION Graphics

Adobe PREMIERE | Adobe AFTER EFFECTS | AUDITION | BLENDER



Be a Master VFX, Post Production, Motion Graphics



1. How does this course prepare me for the job market?

This course of Premiere Pro & After Effects teach software skills, and how to use these skills to create motion graphics based on designs provided for you. It builds on your knowledge of After Effects by teaching you to create 3D models. The 3D Animation & Motion Graphics Portfolio Development course allows you to take what you've learned about After Effects, Premiere Pro, Blender & Photoshop & Create 3D Motion Graphics based on your own designs. In your Portfolio, you will create unique works to showcase in a video demo reel.

9
MODULES

ORIGINAL FEES
Rs. 89,550
Dur : 1 YEAR
FT : 6 Months
Course Features:

- ✓ 90% Practicals
- ✓ Work Live Projects
- ✓ **GOLD Subscription**
- ✓ Industry Certification
- ✓ Create LIVE Shooting
- ✓ E-Books & Notes
- ✓ 1 Year Access
- ✓ Newest Strategies

2. Is there mandatory work outside of the classroom?

Students are required to complete class projects outside of class hours for the 3D Animation & Motion Graphics Portfolio Creation. Students are not required to complete any work outside of class for the Premiere Pro, After Effects, Blender are in house Projects. Additionally, students are encouraged to practice the skills learned in class and develop a portfolio of work.

3. How many students are in a class?

Typical Class ranges from 9–10 students. Classroom Training

4. Why is Premiere Pro included in the Motion Graphics?

Students with no prior knowledge of video editing or animation are advised to get familiar with working in a **timeline-based software such as Premiere**. It is a Video and Audio editing software. This knowledge of timeline-based Video editing and Video terminology helps students get familiar with Adobe After Effects more quickly.

Plus, for larger motion graphics pieces, Premiere is often used to assemble individual shots created in **After Effects**, and it's an ideal software for editing audio (music, voiceover and sound effects) to be used in motion graphics.



Easy EMI

8500 p.m.

9833900330

9930375161

Be a MASTER in 3D Animation & MOTION Graphics

Adobe PREMIERE | Adobe AFTER EFFECTS | AUDITION | BLENDER



Certified MOTION GRAPHICS Course

“Be an Expert in Motion Graphics, Video Editing
Compositing, VFX After Effects, Post Production”

9930375161 | 9833900330

“CLASSROOM & ONLINE TRAINING AVAILABLE”

Original Fees
~~Rs. 89,550~~

Special Offer
Fees: Rs 4?990

All Inclusive
Duration
1 YEAR



Pay via Bank NEFT

SOFTPRO COMPUTER EDUCATION
Bank Name - HDFC BANK
Account Number - 50200024892324
IFSC Code - HDFC0001114
Branch - Matunga West



9833900330

Pay **Credit Card** / Debit Card at the Institute
Pay by **CASH** at the Institute



Easy EMI



8500 p.m.

9833900330
9930375161

Dadar
9930375161

ANDHERI West
9833900330

Matunga West
9833900335

Certified MOTION GRAPHICS Designing Course
| Adobe AFTER EFFECTS | Adobe PREMIERE PRO
Adobe AUDITION | Sound Editing | Adobe Photoshop | LightRoom



9930375161 | 9833900330
“CLASSROOM TRAINING”



DADAR & MATUNGA WEST CENTRE ADDRESS

DADAR & MATUNGA ADDRESS:

B/2, Vimal Udyog Bhavan, 1st Floor,
Nr BPL Mobile Off,
Opp. STARCITY (MOVIE TIME) Cinema,
7 Min Walk from MATUNGA (West) Station,
12 Min from Dadar W Stn. Mumbai-400016.

GOOGLE MAP LINK DADAR/Matunga

<https://maps.app.goo.gl/nA4VmAbahyBoHNRt6>



ANDHERI WEST CENTRE ADDRESS

ANDHERI WEST ADDRESS:

PEARL PLAZA, 7th Floor, Office No.704,
Masjid Gali, 1 Minute from Station.
JUST OUTSIDE ANDHERI WEST STATION.
NEXT to new Mc-Donald. Call 9324347326

GOOGLE MAP LINK ANDHERI

<https://goo.gl/maps/vKqqSvJ6zFKcPEKX7>



NOW OPEN

**CLASSROOM
TRAINING**

Easy EMI

8500 p.m.

**Attend a
DEMO
Class**



6 / 1 YEAR

Daily / Alternate Batch,
Weekend, Sunday,
FAST TRACK Available

**GLOBALLY
BENCHMARKED
CURRICULUM**

100% Job Assistance

Certified FACULTY
from the Industry
Work on Live Projects
100% Practicals

Easy EMI

8500 p.m.

9833900330

9930375161



Certified MOTION GRAPHICS Course
**“Be an Expert in Motion Graphics, Video Editing
 Compositing, VFX After Effects, Post Production”**



SoftPro Animation Academy

Original Fees
Rs. 89,550

Special Offer
Fees: Rs 47990

All Inclusive
Duration
1 YEAR



www.3danimationinstitute.com

9833900330

9930375161

Dadar
9930375161

ANDHERI West
9833900330

Matunga West
9833900335

Easy EMI
8500 p.m.





Certified 3D ANIMATION & MOTION GRAPHICS Course

“Be an Expert in Motion Graphics, Video Editing
Compositing, VFX After Effects, Post Production”



Original Fees
~~Rs. 89,550~~

Special Offer
Fees: Rs 4?990

All Inclusive
Duration
1 YEAR



www.3danimationinstitute.com



Dadar
9930375161

ANDHERI West
9833900330

Matunga West
9833900335