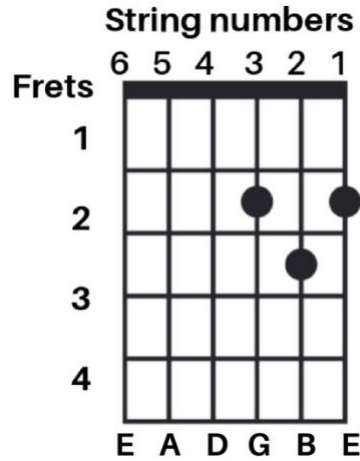


Lesson 2: String Names, Frets, and Basic Tablature

Six Strings numbers and names: 6 5 4 3 2 1



High E A D G B Low E

Mnemonic device to remember the string names:
Every Amateur Does Get Better Eventually

Tips:

Don't put your finger directly on the line of the fret; put it within the box/rectangle.

Reading Tablature/Numbering your fingers:

Muted string or not played at all: X

Open string (no fingers): 0

Index/Pointer finger: 1


Middle finger: 2

Ring finger: 3

Pinky finger: 4

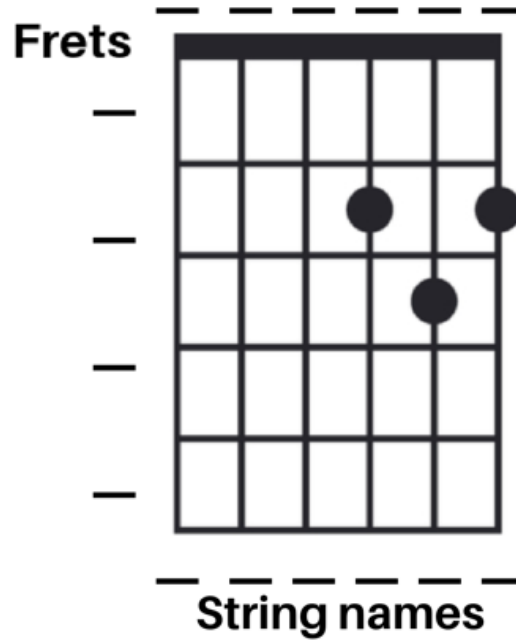
Lesson 2: String Names, Frets, and Basic Tablature (continued)

Finger Numbers for Guitar



Lesson 2 Worksheet

String numbers



Finger Numbers for Guitar

Write the name and number of each finger as used for playing guitar.

