

160 Full Page Graphic Organizers that Match every reading lesson in the Units of Study Bundle!!

My Reading Interests

Name: _____ Date: _____

Directions: Make a list of topics that interest you or that you might enjoy reading about.

A large rectangular graphic organizer with a decorative border. It contains 15 horizontal lines for writing, each starting with a small circle icon. At the bottom of the page, there are six cartoon illustrations of diverse children (three girls and three boys) standing in a row.

Forming Opinions While Reading

Name: _____ Date: _____

Directions: Describe some decisions characters made as you read today. Then decide if you agree with those choices and explain why or why not.

Title: _____

Character Choice: _____ Do you Agree? _____ Your Opinion: _____

(Circle One)
YES!
NO!
Somewhat!

Character Choice: _____ Do you Agree? _____ Your Opinion: _____

(Circle One)
YES!
NO!
Somewhat!

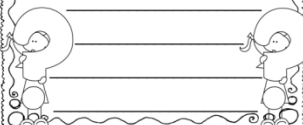

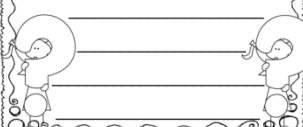



Character Choice: _____ Do you Agree? _____ Your Opinion: _____

(Circle One)
YES!
NO!
Somewhat!

Empathizing with Difficult Decisions

Name: _____ Date: _____
Directions: Describe some of the difficult decisions the main character had to make in the biography you are reading. Then share your thinking about how you can empathize with each decision.

Title: _____

<p>Difficult Decision:</p> 	<p>How I Can Empathize:</p> 
<p>Difficult Decision:</p> 	<p>How I Can Empathize:</p> 
<p>Difficult Decision:</p> 	<p>How I Can Empathize:</p> 

Comparing Themes in Traditional Literature

Name: _____ Date: _____
Directions: Make a list of themes from the story you are reading. Then compare how the themes are alike and different to other stories you have read.







Title: _____

<p>Themes of the Story:</p> 	<p>Title: _____</p>	<p>Alike: _____</p>	<p>Different: _____</p>
	<p>Title: _____</p>	<p>Alike: _____</p>	<p>Different: _____</p>
	<p>Title: _____</p>	<p>Alike: _____</p>	<p>Different: _____</p>

Font Changes in Traditional Literature


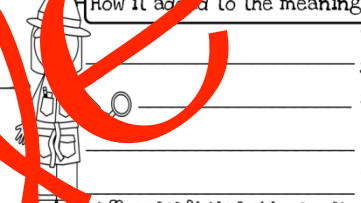
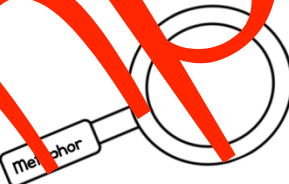
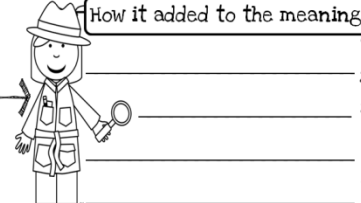

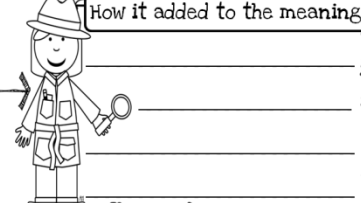
Name: _____ Date: _____
Directions: Copy down any places in the story where the font changes. Then describe how those changes affect the meaning of the text.

Title: _____

<p>Font Change:</p> 	<p>Meaning:</p> 
<p>Font Change:</p> 	<p>Meaning:</p> 
<p>Font change:</p> 	<p>Meaning:</p> 

Finding Metaphors in Poetry

Name: _____ Date: _____
Directions: Copy metaphors you find while reading poetry today. Then describe how each metaphor adds to the meaning of the poem.

<p>Metaphor</p> 	<p>How it added to the meaning:</p> 
<p>Metaphor</p> 	<p>How it added to the meaning:</p> 
<p>Metaphor</p> 	<p>How it added to the meaning:</p> 

160 Bookmark Graphic Organizers that Match every reading lesson in the Units of Study Bundle!!

Strategies for Solving New Words

Name: _____
Date: _____

Directions: Copy some words from reading that you used strategies to solve. Then describe the strategies you used.

Title: _____
Author: _____

Strategy:  Strategy: _____

Words to Solve: _____

Strategy:  Strategy: _____

Strategies for Solving New Words

Name: _____
Date: _____

Directions: Copy some words from reading that you used strategies to solve. Then describe the strategies you used.

Title: _____
Author: _____

Strategy:  Strategy: _____

Words to Solve: _____

Strategy:  Strategy: _____

Finding Important Information

Name: _____
Date: _____

Directions: Write down the most important information about the main character as you are reading today.

Character: _____

Important Information: _____

Character: _____

Important Information: _____

Character: _____

Important Information: _____

Character: _____

Important Information: _____

Finding Important Information

Name: _____
Date: _____

Directions: Write down the most important information about the main character as you are reading today.

Character: _____

Important Information: _____

Character: _____


Important Information: _____

Character: _____

Important Information: _____

Character: _____

Important Information: _____



Forming Opinions While Reading

Name: _____
Date: _____

Directions: Describe some decisions characters made while you read today. Then decide if you agree with those choices and explain why or why not.

Title: _____

Character Choice: _____ Do you Agree?: _____
(Circle One)
YES!
NO!
Somewhat!

Your Opinion: _____

Character Choice: _____ Do you Agree?: _____
(Circle One)
YES!
NO!
Somewhat!

Your Opinion: _____

Forming Opinions While Reading

Name: _____
Date: _____

Directions: Describe some decisions characters made while you read today. Then decide if you agree with those choices and explain why or why not.

Title: _____

Character Choice: _____ Do you Agree?: _____
(Circle One)
YES!
NO!
Somewhat!

Your Opinion: _____

Character Choice: _____ Do you Agree?: _____
(Circle One)
YES!
NO!
Somewhat!

Your Opinion: _____

Connecting the Main Problem and Setting

Name: _____
Date: _____

Directions: Describe the main problem and main setting in the story. Then describe how the time in history affected the characters' lives.

Title: _____

Setting: _____

Main Problem: _____

How the Time in History Affected the Characters' Lives: _____

Connecting the Main Problem and Setting

Name: _____
Date: _____

Directions: Describe the main problem and main setting in the story. Then describe how the time in history affected the characters' lives.

Title: _____

Setting: _____

Main Problem: _____

How the Time in History Affected the Characters' Lives: _____

Asking and Answering Questions

Name: _____
Date: _____

Directions: Write some questions you have as you are reading today. Then try to answer those questions, using what you know and evidence from the text.

Title: _____

Question: _____

Answer: _____

Question: _____

Answer: _____

Asking and Answering Questions

Name: _____
Date: _____

Directions: Write some questions you have as you are reading today. Then try to answer those questions, using what you know and evidence from the text.

Title: _____

Question: _____

Answer: _____

Question: _____

Answer: _____

Forming Opinions from Biographies

Name: _____
Date: _____

Directions: Give your opinion about the main character. Then list some evidence from the text and your own personal experiences to support your opinion.

Title: _____

My Opinion: _____

Evidence: _____

Personal Experiences: _____

Forming Opinions from Biographies

Name: _____
Date: _____

Directions: Give your opinion about the main character. Then list some evidence from the text and your own personal experiences to support your opinion.

Title: _____

My Opinion: _____

Evidence: _____

Personal Experiences: _____

50 Writing Editing, Revising, and Grading rubrics!!

Final Writing Grade

Name: _____ Date: _____

Title: _____

Skill				
Organization: There was a clearly organized structure to the writing and it was easy to understand.				
Content: The writing contained one clear idea with a beginning, middle, and end.				
Voice: The author's thoughts and feelings were included and obvious to the readers.				
Word Choice: There was good use of descriptive language. The readers could easily visualize what the author was trying to say.				
Conventions: The writing had correct grammar and spelling. The paragraph and sentence structure made it easy to understand.				
Final Grade:				
Teacher comments:				

Revising Checklist

Title: _____

Name: _____ Date: _____

Read the writing piece 4 separate times. Focus on one revising strategy each time you read. Put your initials in each box after you read. Make changes!

Skill	Author	Editor	Teacher
Organization: The writing was a clearly organized and easy to understand. It made sense.			
Content: The writing contained one clear idea with a beginning, middle, and end.			
Voice: The author's feelings and opinions were included and obvious to the readers.			
Word Choice: There was good use of descriptive language. The readers could easily visualize what the author was trying to say.			
Other revising tips for making the writing stronger:			

Editing Checklist

Title: _____

Name: _____ Date: _____

Read the writing piece 4 separate times. Focus on one editing strategy each time you read. Put your initials in each box after you read and edit!

Skill	Author	Editor	Teacher
Sentence Structure: There are complete sentences with correct punctuation.			
Paragraph Structure: All paragraphs are indented and include a main idea and supporting details.			
Spelling and Capitalization: All words are spelled and capitalized correctly.			
Handwriting: The text is easy to read.			
Other Editing Tips for making the writing stronger:			