

## DJ DELF KIT PLUS LONG RANGE PLANS

The DJ DELF KIT PLUS is a living French resource. The Interactive Comprehensive Readers (IC Readers) and your full drop and drag access to the hundreds of videos, authentic activities (maps, registration forms, menus, order forms, etc.), songs, challenges, and projects keep students engaged on their journeys towards French proficiency for each life aspect. No more late-night lesson planning and no more “classroom management” concerns! Your students will simply live French to learn French. Life aspects include meeting new friends, navigating streets, shopping, eating at a Café, describing self, feelings, and actions, and travelling the world. Live French, learn French.

Throughout each life aspect, students interact with the animated version of “DJ DELF” (aka ÉTIENNE) via the DJ DELF Dailies videos (310 videos) and the IC Readers. Additional authentic engagement opportunities with the real DJ DELF exist through the writing of postcards, participating in live, online interviews, engaging in exclusive class or school offline concerts, or by joining DJ DELF when he tours your area on his world concert tours.

The DJ DELF Kit responds to the needs of a complete French resource with diverse imagery and characters that engage students in reading, writing, listening, and speaking as combined paths towards French proficiency. Embedded Social Emotional Learning (SEL) principles and explicit learning strategies ensure students are always maximizing their engagement and learning time.

**Principes d'apprentissage socio-émotionnel**  
Voici quelques-uns des objectifs et compétences AS-É pour ce livre de la série "DJ DELF":

- PERSPECTIVE
- CONSCIENCE
- RÉFLEXION
- DÉCISIONS
- COMPASSION
- RELATIONS

**Stratégies**  
Voici quelques stratégies que nous utiliserons pour réaliser et manifester nos objectifs :

- PENSÉES PARTAGÉES
- QUESTIONS VITE-FAITES
- JEU DE MOTS
- DRAMATISEZ
- LISTE / TRI / RÉFLÉCHIR
- INSPECTION RÉFLEXION
- CRÉATION INNOVATION

**3**

**Vous êtes prêts ?  
Commençons!**

**PTF?**

**DJ DELF**

**All the tools you'll need means never having to lesson plan again!**

Easy to follow for both students and teachers, the DJ DELF KIT PLUS has three simple to use components filled with instant access to hundreds of videos, activities, assessment tools, and curriculum guides.

Physical and digital IC Readers  
<https://rockyourclass.com>



Full digital access to DJ DELF KIT resources  
<https://rockyourclass.teachable.com/p/dj-delf-kit-complete-online-access>

**FULL ONLINE ACCESS**

**DJ DELF KIT**  
LIVE FRENCH LEARN FRENCH

**DRAG, DROP & SHARE**

Full digital access to all support resources  
<https://rockyourclass.teachable.com/p/french-bundle-pack-3-in-1>

**FULL ONLINE ACCESS**

**FRENCH BUNDLE PACK**

**ROCK YOUR FRENCH & CULTURE**

**MISSIONS**

**ROCK YOUR FRENCH GRAMMAR**

**FULL ONLINE ACCESS**

**DRAG, DROP & SHARE**

The physical and digital versions of the IC Readers thoughtfully outline each step down the road to French proficiency for each life aspect. The IC Readers are more than books, they double as game boards, game consoles, and springboards to deeper learning.

## The Interactive Comprehensive Reader for each DJ DELF Kit life aspect leads students naturally down the road to French proficiency.

**Follow the 1-2-3 easy steps!**

**Read and play along with the story!**

**Full 24/7 support!**

**LA FIN**

**Engage students in the scaffolded journey of authentic tasks, activities, and challenges!**

The long range plans carefully outline leveled journeys for each life aspect whether you are following the CEFR levels (A1-C1), the ACTFL proficiency standards (Novice to Experienced), and/or your national, state, or provincial curriculum.

**AVANÇONS ENSEMBLE SUR LA VOIE DE LA MAÎTRISE DU FRANÇAIS!**

**Ce dont vous aurez besoin...**  
Avant de commencer, cherchez quelques outils. Voici ce dont vous aurez besoin :

**TES OPINIONS, LES PENSÉES, CONNAISSANCES, ET LA VOIX!**

**ET AVEC VOS AMIS!**

**Défi après défi, activité après activité...  
dégagement progressif de responsabilité  
vous amènera à devenir plus fort en  
lisant, écoutant, écrivant et parlant  
français.**

**SUIVEZ MES  
DIPLOMES**

**Je me présente  
DJ DELF**

**MA JOURNÉE TYPIQUE**

**Au  
Café Delk**

**Bravo!**

# La série de DJ DELF







Des romans graphiques français interactifs qui riment et s'accompagnent de vidéos, d'activités, de jeux et plus encore !



Titres	Niveaux DELF/CEFR					Stratégies						
	A1	A2	B1	B2	C1	Lire	Écrire	Écouter	Parler	Vidéo/ audio	Activités	Jeux de mains
JE ME PRÉSENTE	✓	✓	✓			✓	✓	✓	✓	✓	✓	✓
MA JOURNÉE TYPIQUE	✓	✓	✓			✓	✓	✓	✓	✓	✓	✓
C'EST MOI	✓	✓	✓	✓		✓	✓	✓	✓	✓	✓	✓
FAISONS DU SHOPPING	✓	✓	✓	✓		✓	✓	✓	✓	✓	✓	✓
SUIVEZ MES DIRECTIONS	✓	✓	✓	✓		✓	✓	✓	✓	✓	✓	✓
AU CAFÉ DELF	✓	✓	✓			✓	✓	✓	✓	✓	✓	✓
MON POINT DE VUE			✓	✓	✓	✓	✓	✓	✓	✓	✓	✓
UNE PLANÈTE À PARTAGER	✓	✓	✓	✓		✓	✓	✓	✓	✓	✓	✓
BRAVO	✓	✓	✓			✓	✓	✓	✓	✓	✓	✓

## Daily Lesson Plan Optional Model

Each day will begin with a video from the DJ DELF Dailies and then continue down the road to French proficiency. Suggested model:

TASK/TIME	LUNDI	MARDI	MERCREDI	JEUDI	VENDREDI
<b>Enjouement / Bell Work / Class Starter</b>    5-15 minutes	 DJ DELF DAILIES – Sujet du jour #__	 DJ DELF DAILIES – Mardi musique #__	 DJ DELF DAILIES – Sujet du jour #__	 DJ DELF DAILIES – Jeudimage #__	 DJ DELF DAILIES – Énigme du jour #__
<b>Review/Rewind/Look Ahead/Today's menu</b>  5 minutes	Discuss today's menu. Where are we on our life aspect's journey to proficiency? What did we do yesterday? Where are we headed today? Review the life aspect path and destination and/or reflect upon the chosen final big idea project.				
<b>Journeying down the road to French proficiency</b>  15-30 minutes	Engage in one or all of the following: -Introduce a new life aspect, discuss plans, and co-create the guided journey to proficiency in that area. -Continue with activities (#1-15) related to a current life aspect. -Begin or continue to work on big idea end project. -Share or present big idea final projects.				
<b>Reconvène/ Gather Together</b>  5 minutes	Do an exit strategy/positive outcome activity. Discuss today's progress and tomorrow's plans. Assign any tasks that may need to be considered or handled for homework.				

**DJ DELF DAILIES 310+ videos online platform access:** <https://rockyourclass.teachable.com/p/dj-delf-dailies> Remember to take your time. If this takes more time than expected, this is a great thing! Allow your students to immerse themselves in French. The journey to French proficiency is fueled by these moments. Never feel like you are "falling behind" or need to skip this part of the day. Use the included assessment guides to track student proficiency progress related to your curriculum. Repeat these year after year while requiring more from your students in terms of content and sharing. Click [HERE](#) for a quick link to the Dailies on this document

## LONG RANGE PLANS – The journey from beginner to experienced levels of French proficiency (CEFR A1 to B2)

These long range plans consider a 40-week school year cycle. We believe that French cannot be taught using only one specific program. Variety is the spice of life and of learning. Teachers are encouraged to use the suggested “Optional Support Ideas” (included in the DJ DELF KIT PLUS package). Other suggestions include film studies, field trips, short story or novel studies, songs, poems, debates, class discussions, and accessing and analyzing current news. Please note that long range plans are only meant to guide. Always feel free to adapt where you see fit to accommodate for your student, curriculum, and scheduling needs. And remember, slow and steady wins the race. Never feel like you need to rush any activity, life aspect, or year long goals.

Click these links to skip ahead to the long range plans for each level or to specific assessment and activity tools:

[FRENCH LEVEL 1 \(BEGINNER/CEFR A1\) page 4](#) / [FRENCH LEVEL 2 \(BEGINNER/CEFR A2\) page 9](#)

[FRENCH LEVEL 3 \(BEGINNER/CEFR B1\) page 14](#) / [FRENCH LEVEL 4 \(BEGINNER/CEFR B2\) page 20](#)

[ROCK YOUR FRENCH CLASS Themes, Grammar, Culture tools page 25](#)

[ASSESSMENT/CURRICULUM TOOLS page 26](#) / [ALL KIT TOOLS pages 26-28](#) / [DJ DELF DAILIES RESOURCES page 29](#)

## FRENCH LEVEL 1 (BEGINNER/CEFR A1) – Optional School Year Long Range Plans

LIFE ASPECT / TIME FRAME	FOLLOW THE 1-2-3 EASY STEPS
 <p><b>JE ME PRÉSENTE</b></p>	<p>JE ME PRÉSENTE is a great life aspect to start off the school year but can be done at any time.</p> <p><b>DJ DELF KIT online platform access:</b> <a href="https://rockyourclass.teachable.com/p/jemepresente">https://rockyourclass.teachable.com/p/jemepresente</a> This is where you will find all the student and assessment tools you need: all organized and ready for drag and drop sharing! Use these alongside the Interactive Comprehensible Readers as they lead students naturally down the road to French proficiency.</p> <p>Students will meet a new friend: Jean Bernier. All activities should be completed with just Jean Bernier in mind and using only his information from the book/song. While learning about Jean Bernier, students will learn about how to identify character traits, likes and dislikes of others in order to begin to be able to share their own personal traits and interests. Be sure to share the complete animated sketch version video (video 1) with your students.</p> <p>Students will meet the next two friends (Chantal Flannery and Dan Chopin) in French Level 2 and meet the last friend in French Level 3.</p>
 <p><b>2 to 4 weeks</b></p>	<p><b>STEP 1</b> Together with your students, choose one (or sometimes provide an option of a second) big idea final project that will be completed at the end of the life aspect.</p> <p>Use the included learning goals and success criteria but feel free to co-create your own with your students.</p> <p>For split classes, have each split class choose their own big idea final project.</p> <p><b>STEP 2</b> Follow the Great 8+ strategies as outlined in the Interactive Comprehensible Reader and as accessed via the DJ DELF Kit online platform.</p> <p>Take your time with these 8+ steps as this serves as a solid introduction to the life aspect. Use this time to take a note of where students are at in terms of previous knowledge and direction for future supports.</p> <p><b>STEP 3</b> Follow the scaffolded journey down the road to French proficiency by following the Activities in order.</p> <p>For French Level 1, <b>study ONLY JEAN BERNIER</b> from the book and DJ DELF Kit online platform and <b>only do Activities 1 to 5</b>.</p> <p>Then, have students complete their chosen big idea final project from Step 1 for this life aspect.</p>
 <p><b>AVOIR vs ÊTRE</b></p> <p><b>1 to 2 weeks</b></p>	<p><b>*** OPTIONAL SUPPORT IDEA ***</b></p> <p>Access the physical and digital versions of the “AVOIR vs ÊTRE” IC Reader from the “ÉTIENNE” Interactive Comprehensible Reader series. If not included in your purchased DJ DELF Kit PLUS package, check out this IC Reader here: <a href="https://rockyourclass.com/etienne-french-series">https://rockyourclass.com/etienne-french-series</a></p> <p><b>ROCK YOUR FRENCH CLASS online platform access:</b> <a href="https://rockyourclass.teachable.com/p/rock-your-french-grammar-curriculum-candy-shop">https://rockyourclass.teachable.com/p/rock-your-french-grammar-curriculum-candy-shop</a></p> <p>Follow the book in its naturally scaffolded page by page direction. Use the accessible “Rock Your French Class” platform for quick drop, drag and share access to all the activity tools, videos, songs, sketches, challenges and more. Engage students in all activities and challenges found in this IC Reader.</p> <p>Have students vote on what verb they like the best! Will Justin Bieber influence their votes?!</p>

**FULL ONLINE ACCESS  
FRENCH BUNDLE PACK**



**FULL ONLINE ACCESS  
DRAG, DROP & SHARE**

Booster themes, grammar foundation building, and French culture inclusion



1 to 4 weeks

**\*\*\* OPTIONAL SUPPORT IDEAS \*\*\***

Access the ROCK YOUR FRENCH CLASS platform to engage students in many of the videos, songs, activities, sketches, French Missions, and more! Below are a few suggestions. Click [HERE](#) to access the entire quick links map of the complete list of RYFC online platform activities to choose what you believe will work best for you and your students.

**FRENCH THEMES, GRAMMAR, CULTURE**

FRENCH THEMES	FRENCH GRAMMAR	FRENCH CULTURE
<ul style="list-style-type: none"> <li>➤ ALPHABET</li> <li>➤ COULEURS</li> <li>➤ FRANÇAIS</li> <li>➤ NUMÉROS</li> </ul>	<ul style="list-style-type: none"> <li>➤ ACCENTS</li> <li>➤ PRONOMS PERSONNELS</li> </ul>	<ul style="list-style-type: none"> <li>➤ HALLOWEEN</li> </ul>

**FRENCH MISSIONS**

50 POINT FRENCH MISSIONS	100 POINT FRENCH MISSIONS	500 POINT FRENCH MISSIONS	1000 POINT FRENCH MISSIONS
#2 — Les parties du corps	#12 — Les couleurs		#32 — Les parties du corps



**MA JOURNÉE TYPIQUE**



2 to 4 weeks

**FOLLOW THE 1-2-3 EASY STEPS**

MA JOURNÉE is a great follow-up life aspect after meeting Jean Bernier in the JE ME PRÉSENTE life aspect.

**DJ DELF KIT online platform access:** <https://rockyourclass.teachable.com/p/majourneetypique> This is where you will find all the student and assessment tools you need: all organized and ready for drag and drop sharing! Use these alongside the Interactive Comprehensive Readers as they lead students naturally down the road to French proficiency.

Students will learn about a typical day in the day and life of rockstar DJ DELF. This will allow students to reinforce known vocabulary and add new vocabulary and expressions to their repertoire. Students will begin to be able to identify and share about their own daily activities. Be sure to share the complete animated sketch version video (video 1) with your students. At this level, we are acquiring new vocabulary and doing introduction practical activities with new words and expressions related to this life aspect.

**STEP 1** Together with your students, choose one (or sometimes provide an option of a second) big idea final project that will be completed at the end of the life aspect.

Use the included learning goals and success criteria but feel free to co-create your own with your students. For split classes, have each split class choose their own big idea final project.

**STEP 2** Follow the Great 8+ strategies as outlined in the Interactive Comprehensive Reader and as accessed via the DJ DELF Kit online platform.

Take your time with these 8+ steps as this serves as a solid introduction to the life aspect. Use this time to take a note of where students are at in terms of previous knowledge and direction for future supports.

**STEP 3** Follow the scaffolded journey down the road to French proficiency by following the Activities in order. For French Level 1, do Activities 1 to 6. Then, have students complete their chosen big idea final project from Step 1 for this life aspect.



**CHEZ MOI**

1 to 2 weeks

**\*\*\* OPTIONAL SUPPORT IDEA \*\*\***

Access the physical and digital versions of the "CHEZ MOI" IC Reader from the "ÉTIENNE" Interactive Comprehensive Reader series. If not included in your purchased DJ DELF Kit PLUS package, check out this IC Reader here: <https://rockyourclass.com/etienne-french-series>

Follow the book in its naturally scaffolded page by page direction. Use the accessible "Rock Your French Class" platform for quick drop, drag and share access to all the activity tools. **ROCK YOUR FRENCH CLASS online platform access:** <https://rockyourclass.teachable.com/p/rock-your-french-themes-and-culture-complete-curriculum-candy-shop>

Many projects and options with this IC Reader. Students can talk about family, discuss household chores, create a floor plan of their dream home and more!



**C'EST MOI**



2-4 weeks

**FOLLOW THE 1-2-3 EASY STEPS**

C'EST MOI is an important springboard life aspect. You can go into many directions after going through this life aspect as students learn about and practice dozens of "JE" statements.

**DJ DELF KIT online platform access:** <https://rockyourclass.teachable.com/p/cestmoi1> This is where you will find all the student and assessment tools you need: all organized and ready for drag and drop sharing! Use these alongside the Interactive Comprehensive Readers as they lead students naturally down the road to French proficiency.

Students will also have fun with opposites as many of the "JE" statements have opposite actions (ex. je ferme – j'ouvre). Be sure to share the complete animated sketch version video (video 1) with your students. At this level, we are acquiring new vocabulary and doing introduction practical activities with new words and expressions related to this life aspect.

**STEP 1** Together with your students, choose one (or sometimes provide an option of a second) big idea final project that will be completed at the end of the life aspect.

Use the included learning goals and success criteria but feel free to co-create your own with your students.

For split classes, have each split class choose their own big idea final project.

**STEP 2** Follow the Great 8+ strategies as outlined in the Interactive Comprehensive Reader and as accessed via the DJ DELF Kit online platform.

Take your time with these 8+ steps as this serves as a solid introduction to the life aspect. Use this time to take a note of where students are at in terms of previous knowledge and direction for future supports.


**STEP 3** Follow the scaffolded journey down the road to French proficiency by following the Activities in order.

For French Level 1, do Activities 1 to 6.

Then, have students complete their chosen big idea final project from Step 1 for this life aspect.



**SUIVEZ MES DIRECTIONS**



2-4 weeks

**FOLLOW THE 1-2-3 EASY STEPS**

SUIVEZ MES DIRECTIONS is an important springboard life aspect. You can go into many directions after going through this life aspect.

**DJ DELF KIT online platform access:** <https://rockyourclass.teachable.com/p/suivezmesdirections> This is where you will find all the student and assessment tools you need: all organized and ready for drag and drop sharing! Use these alongside the Interactive Comprehensive Readers as they lead students naturally down the road to French proficiency.

Students will learn names of buildings and directions as they navigate the streets around DJ DELF's town. Be sure to share the complete animated sketch version video (video 1) with your students. At this level, we are acquiring new vocabulary and doing introduction practical activities with new words and expressions related to this life aspect.

**STEP 1** Together with your students, choose one (or sometimes provide an option of a second) big idea final project that will be completed at the end of the life aspect.

Use the included learning goals and success criteria but feel free to co-create your own with your students.

For split classes, have each split class choose their own big idea final project.

**STEP 2** Follow the Great 8+ strategies as outlined in the Interactive Comprehensive Reader and as accessed via the DJ DELF Kit online platform.

Take your time with these 8+ steps as this serves as a solid introduction to the life aspect. Use this time to take a note of where students are at in terms of previous knowledge and direction for future supports.

**STEP 3** Follow the scaffolded journey down the road to French proficiency by following the Activities in order.

For French Level 1, do Activities 1 to 6.

Then, have students complete their chosen big idea final project from Step 1 for this life aspect.

**FULL ONLINE ACCESS  
FRENCH BUNDLE PACK**



**FULL ONLINE ACCESS  
DRAG, DROP & SHARE**

Booster themes, grammar foundation building, and French culture inclusion



1 to 4 weeks

**\*\*\* OPTIONAL SUPPORT IDEAS \*\*\***

Access the ROCK YOUR FRENCH CLASS platform to engage students in many of the videos, songs, activities, sketches, French Missions, and more! Below are a few suggestions. Click [HERE](#) to access the entire quick links map of the complete list of RYFC online platform activities to choose what you believe will work best for you and your students.

**FRENCH THEMES, GRAMMAR, CULTURE**

FRENCH THEMES	FRENCH GRAMMAR	FRENCH CULTURE
<ul style="list-style-type: none"> <li>➤ CALENDRIER (JOURS, MOIS)</li> <li>➤ MAISON / CHEZ MOI</li> </ul>	<ul style="list-style-type: none"> <li>➤ AVOIR (AVOIR et AVOIR II)</li> <li>➤ PRONONCIATION</li> </ul>	<ul style="list-style-type: none"> <li>➤ BONNE FÊTE / JOYEUX ANNIVERSAIRE</li> </ul>

**FRENCH MISSIONS**

50 POINT FRENCH MISSIONS	100 POINT FRENCH MISSIONS	500 POINT FRENCH MISSIONS	1000 POINT FRENCH MISSIONS
#4 — Pourquoi Take French?	#11 — Chantez comme Justin Bieber !		#33 — Course de numéros

**FOLLOW THE 1-2-3 EASY STEPS**

FAISONS DU SHOPPING is a great follow-up life aspect after meeting Jean Bernier in the JE ME PRÉSENTE life aspect.

**DJ DELF KIT online platform access:** <https://rockyourclass.teachable.com/p/faisonsdushopping> This is where you will find all the student and assessment tools you need: all organized and ready for drag and drop sharing! Use these alongside the Interactive Comprehensive Readers as they lead students naturally down the road to French proficiency.

Students will learn about the shopping (magasiner) process in French via new vocabulary and expressions acquired and practiced. Be sure to share the complete animated sketch version video (video 1) with your students. At this level, we are acquiring new vocabulary and doing introduction practical activities with new words and expressions related to this life aspect.

**STEP 1** Together with your students, choose one (or sometimes provide an option of a second) big idea final project that will be completed at the end of the life aspect.

Use the included learning goals and success criteria but feel free to co-create your own with your students.

For split classes, have each split class choose their own big idea final project.

**STEP 2** Follow the Great 8+ strategies as outlined in the Interactive Comprehensive Reader and as accessed via the DJ DELF Kit online platform.

Take your time with these 8+ steps as this serves as a solid introduction to the life aspect. Use this time to take a note of where students are at in terms of previous knowledge and direction for future supports.

**STEP 3** Follow the scaffolded journey down the road to French proficiency by following the Activities in order.

For French Level 1, do Activities 1 to 6.


Then, have students complete their chosen big idea final project from Step 1 for this life aspect.




**FAISONS DU SHOPPING !**



2 to 4 weeks



**AU CAFÉ DELF**



2 to 4 weeks

**FOLLOW THE 1-2-3 EASY STEPS**

AU CAFÉ DELF means it's time to eat! A perfect opportunity to bring in some French food as culture.

**DJ DELF KIT online platform access:** <https://rockyourclass.teachable.com/p/aucafedelf> This is where you will find all the student and assessment tools you need: all organized and ready for drag and drop sharing! Use these alongside the Interactive Comprehensive Readers as they lead students naturally down the road to French proficiency.

Students will learn about the menu ordering process in French via new vocabulary and expressions acquired and practiced. Be sure to share the complete animated sketch version video (video 1) with your students. At this level, we are acquiring new vocabulary and doing introduction practical activities with new words and expressions related to this life aspect.

**STEP 1** Together with your students, choose one (or sometimes provide an option of a second) big idea final project that will be completed at the end of the life aspect.

Use the included learning goals and success criteria but feel free to co-create your own with your students.

For split classes, have each split class choose their own big idea final project.

**STEP 2** Follow the Great 8+ strategies as outlined in the Interactive Comprehensive Reader and as accessed via the DJ DELF Kit online platform.

Take your time with these 8+ steps as this serves as a solid introduction to the life aspect. Use this time to take a note of where students are at in terms of previous knowledge and direction for future supports.

**STEP 3** Follow the scaffolded journey down the road to French proficiency by following the Activities in order.

For French Level 1, do Activities 1 to 6.

Then, have students complete their chosen big idea final project from Step 1 for this life aspect.



**BRAVO !**



2 to 4 weeks

**FOLLOW THE 1-2-3 EASY STEPS**

BRAVO is a great life aspect to end a school year.

**DJ DELF KIT online platform access:** <https://rockyourclass.teachable.com/p/bravo> This is where you will find all the student and assessment tools you need: all organized and ready for drag and drop sharing! Use these alongside the Interactive Comprehensive Readers as they lead students naturally down the road to French proficiency.

Students will learn about spreading positivity and sharing uplifting French expressions via new vocabulary acquired and practiced. Be sure to share the complete animated sketch version video (video 1) with your students. At this level, we are acquiring new vocabulary and doing introduction practical activities with new words and expressions related to this life aspect.

**STEP 1** Together with your students, choose one (or sometimes provide an option of a second) big idea final project that will be completed at the end of the life aspect.

Use the included learning goals and success criteria but feel free to co-create your own with your students.

For split classes, have each split class choose their own big idea final project.

**STEP 2** Follow the Great 8+ strategies as outlined in the Interactive Comprehensive Reader and as accessed via the DJ DELF Kit online platform.

Take your time with these 8+ steps as this serves as a solid introduction to the life aspect. Use this time to take a note of where students are at in terms of previous knowledge and direction for future supports.

**STEP 3** Follow the scaffolded journey down the road to French proficiency by following the Activities in order.

For French Level 1, do Activities 1 to 6.

Then, have students complete their chosen big idea final project from Step 1 for this life aspect.



# FRENCH LEVEL 2 (NOVICE/CEFR A2) – Optional School Year Long Range Plans

LIFE ASPECT / TIME FRAME	FOLLOW THE 1-2-3 EASY STEPS
 <p><b>JE ME PRÉSENTE</b></p>  <p><b>2 to 4 weeks</b></p>	<p>JE ME PRÉSENTE is a great life aspect to start off the school year but can be done at any time.</p> <p><b>DJ DELF KIT online platform access:</b> <a href="https://rockyourclass.teachable.com/p/jemepresente">https://rockyourclass.teachable.com/p/jemepresente</a> This is where you will find all the student and assessment tools you need: all organized and ready for drag and drop sharing! Use these alongside the Interactive Comprehensive Readers as they lead students naturally down the road to French proficiency.</p> <p>Students will connect with old friend Jean Bernier and meet new friends Chantal Flannery and Dan Chopin. All activities should be completed with just those three friends in mind and using only their information from the book/song. While learning about these characters, students will learn about how to identify character traits, likes and dislikes of others in order to begin to be able to share even more of their own personal traits and interests. Be sure to share the complete animated sketch version video (video 1) and have students engage with videos 2 and 3.</p> <p>Students will meet our last friend Jenny Lake in French Level 3.</p> <p><b>STEP 1</b> Together with your students, choose one (or sometimes provide an option of a second) new big idea final project that will be completed at the end of the life aspect.</p> <p>Use the included learning goals and success criteria but feel free to co-create your own with your students.</p> <p>For split classes, have each split class choose their own big idea final project.</p> <p><b>STEP 2</b> Follow the Great 8+ strategies as outlined in the Interactive Comprehensive Reader and as accessed via the DJ DELF Kit online platform.</p> <p>Take your time with these 8+ steps as this serves as a solid introduction to the life aspect. Use this time to take a note of where students are at in terms of previous knowledge and direction for future supports.</p> <p><b>STEP 3</b> Follow the scaffolded journey down the road to French proficiency by following the Activities in order.</p> <p>For French Level 2, do a review of Activities 1 to 5 including our old friend Jean Bernier and include our new friends Chantal Flannery and Dan Chopin as we continue on with Activities 6 to 12.</p> <p>Then, have students complete their chosen big idea final project from Step 1 for this life aspect.</p> <p style="text-align: center;"><b>*** OPTIONAL SUPPORT IDEA ***</b></p> <p>Access the physical and digital versions of the “ALLER” IC Reader from the “ÉTIENNE” Interactive Comprehensive Reader series. If not included in your purchased DJ DELF Kit PLUS package, check out this IC Reader here: <a href="https://rockyourclass.com/etienne-french-series">https://rockyourclass.com/etienne-french-series</a></p> <p><b>ROCK YOUR FRENCH CLASS online platform access:</b> <a href="https://rockyourclass.teachable.com/p/rock-your-french-grammar-curriculum-candy-shop">https://rockyourclass.teachable.com/p/rock-your-french-grammar-curriculum-candy-shop</a></p> <p>Follow the book in its naturally scaffolded page by page direction. Use the accessible “Rock Your French Class” platform for quick drop, drag and share access to all the activity tools, videos, songs, sketches, challenges and more. Engage students in all activities and challenges found in this IC Reader.</p> <p>Be sure to challenge your students to try the ALLER dance challenge, as well. Film them and share their dance moves with future students! Peer to peer learning is very effective.</p>
 <p><b>ALLER</b></p> <p><b>1 to 2 weeks</b></p>	<p style="text-align: center;"><b>*** OPTIONAL SUPPORT IDEA ***</b></p> <p>Access the physical and digital versions of the “DES MOTS DESCRIPTIFS” IC Reader from the “ÉTIENNE” Interactive Comprehensive Reader series. If not included in your purchased DJ DELF Kit PLUS package, check out this IC Reader here: <a href="https://rockyourclass.com/etienne-french-series">https://rockyourclass.com/etienne-french-series</a></p> <p><b>ROCK YOUR FRENCH CLASS online platform access:</b> <a href="https://rockyourclass.teachable.com/p/rock-your-french-themes-and-culture-complete-curriculum-candy-shop">https://rockyourclass.teachable.com/p/rock-your-french-themes-and-culture-complete-curriculum-candy-shop</a></p> <p>Follow the book in its naturally scaffolded page by page direction. Use the accessible “Rock Your French Class” platform for quick drop, drag and share access to all the activity tools. <b>ROCK YOUR FRENCH CLASS online platform access:</b> <a href="https://rockyourclass.teachable.com/p/rock-your-french-themes-and-culture-complete-curriculum-candy-shop">https://rockyourclass.teachable.com/p/rock-your-french-themes-and-culture-complete-curriculum-candy-shop</a></p> <p>Many projects and options with this IC Reader. Students will be able to use adjectives in all types of situations!</p>
 <p><b>DES MOTS DESCRIPTIFS</b></p> <p><b>1 to 2 weeks</b></p>	<p style="text-align: center;"><b>*** OPTIONAL SUPPORT IDEA ***</b></p> <p>Access the physical and digital versions of the “DES MOTS DESCRIPTIFS” IC Reader from the “ÉTIENNE” Interactive Comprehensive Reader series. If not included in your purchased DJ DELF Kit PLUS package, check out this IC Reader here: <a href="https://rockyourclass.com/etienne-french-series">https://rockyourclass.com/etienne-french-series</a></p> <p>Follow the book in its naturally scaffolded page by page direction. Use the accessible “Rock Your French Class” platform for quick drop, drag and share access to all the activity tools. <b>ROCK YOUR FRENCH CLASS online platform access:</b> <a href="https://rockyourclass.teachable.com/p/rock-your-french-themes-and-culture-complete-curriculum-candy-shop">https://rockyourclass.teachable.com/p/rock-your-french-themes-and-culture-complete-curriculum-candy-shop</a></p> <p>Many projects and options with this IC Reader. Students will be able to use adjectives in all types of situations!</p>

**FULL ONLINE ACCESS  
FRENCH BUNDLE PACK**




**FULL ONLINE ACCESS  
DRAG, DROP & SHARE**

**Booster themes, grammar foundation building, and French culture inclusion**



1 to 4 weeks



**MA JOURNÉE TYPIQUE**



2 to 4 weeks

**\*\*\* OPTIONAL SUPPORT IDEAS \*\*\***

Access the ROCK YOUR FRENCH CLASS platform to engage students in many of the videos, songs, activities, sketches, French Missions, and more! Below are a few suggestions. Click [HERE](#) to access the entire quick links map of the complete list of RYFC online platform activities to choose what you believe will work best for you and your students.

**FRENCH THEMES, GRAMMAR, CULTURE**

FRENCH THEMES	FRENCH GRAMMAR	FRENCH CULTURE
<ul style="list-style-type: none"> <li>➤ FAMILLE</li> <li>➤ FERME</li> </ul>	<ul style="list-style-type: none"> <li>➤ ÊTRE (ÊTRE et ÊTRE II)</li> <li>➤ PRONONCIATION</li> </ul>	<ul style="list-style-type: none"> <li>➤ NOËL</li> </ul>

**FRENCH MISSIONS**

50 POINT FRENCH MISSIONS	100 POINT FRENCH MISSIONS	500 POINT FRENCH MISSIONS	1000 POINT FRENCH MISSIONS
#3 — Chez moi	#13 — 1-2-3 Cochon		#34 — Les objets et les couleurs

**FOLLOW THE 1-2-3 EASY STEPS**

MA JOURNÉE is a great follow-up life aspect after meeting Jean Bernier in the JE ME PRÉSENTE life aspect.

**DJ DELF KIT online platform access:** <https://rockyourclass.teachable.com/p/majourneetypique> This is where you will find all the student and assessment tools you need: all organized and ready for drag and drop sharing! Use these alongside the Interactive Comprehensive Readers as they lead students naturally down the road to French proficiency.

Students will learn more about a typical day in the day and life of rockstar DJ DELF. This will allow students to further reinforce known vocabulary and add new vocabulary and expressions to their repertoire. Students will continue to identify and share about their own daily activities. Be sure to share the complete animated sketch version video (video 1) and have students engage with videos 2 to 4. At this level, we are acquiring new vocabulary and doing introduction practical activities with new words and expressions related to this life aspect.

Upon successful completion, students will now be ready to talk about their daily activities in authentic French speaking situations and plan out a day calendar effectively.

**STEP 1** Together with your students, choose one (or sometimes provide an option of a second) big idea final project that will be completed at the end of the life aspect.

Use the included learning goals and success criteria but feel free to co-create your own with your students.

For split classes, have each split class choose their own big idea final project.

**STEP 2** Follow the Great 8+ strategies as outlined in the Interactive Comprehensive Reader and as accessed via the DJ DELF Kit online platform.

Take your time with these 8+ steps as this serves as a solid introduction to the life aspect. Use this time to take a note of where students are at in terms of previous knowledge and direction for future supports.

**STEP 3** Follow the scaffolded journey down the road to French proficiency by following the Activities in order.

For French Level 2, do a review of Activities 1 to 6 then complete the rest of the activities found with this life aspect.

Then, have students complete their chosen big idea final project from Step 1 for this life aspect.



## À LA MODE / MON DÉFILÉ DE MODE

1 to 2 Weeks

### \*\*\* OPTIONAL SUPPORT IDEA \*\*\*

Access the physical and digital versions of the “À LA MODE / MON DÉFILÉ DE MODE” IC Reader from the “ÉTIENNE” Interactive Comprehensive Reader series. If not included in your purchased DJ DELF Kit PLUS package, check out this IC Reader here: <https://rockyourclass.com/etienne-french-series>

Follow the book in its naturally scaffolded page by page direction. Use the accessible “Rock Your French Class” platform for quick drop, drag and share access to all the activity tools. **ROCK YOUR FRENCH CLASS online platform access:** <https://rockyourclass.teachable.com/p/rock-your-french-themes-and-culture-complete-curriculum-candy-shop>

Many projects and options with this IC Reader. Student can talk about clothes, fabrics, sizes, colours, and even put on their own fashion show!

### FOLLOW THE 1-2-3 EASY STEPS

C’EST MOI is an important springboard life aspect. You can go into many directions after going through this life aspect as students learn about and practice dozens of “JE” statements.

**DJ DELF KIT online platform access:** <https://rockyourclass.teachable.com/p/cestmoi1> This is where you will find all the student and assessment tools you need: all organized and ready for drag and drop sharing! Use these alongside the Interactive Comprehensive Readers as they lead students naturally down the road to French proficiency.

Students will also have fun with opposites as many of the “JE” statements have opposite actions (ex. je ferme – j’ouvre). Be sure to share the complete animated sketch version video (video 1) and have students engage with videos 2 and 3. At this level, we are acquiring new vocabulary and doing introduction practical activities with new words and expressions related to this life aspect.

**STEP 1** Together with your students, choose one (or sometimes provide an option of a second) big idea final project that will be completed at the end of the life aspect. Use the included learning goals and success criteria but feel free to co-create your own with your students. For split classes, have each split class choose their own big idea final project.

**STEP 2** Follow the Great 8+ strategies as outlined in the Interactive Comprehensive Reader and as accessed via the DJ DELF Kit online platform. Take your time with these 8+ steps as this serves as a solid introduction to the life aspect. Use this time to take a note of where students are at in terms of previous knowledge and direction for future supports.

**STEP 3** Follow the scaffolded journey down the road to French proficiency by following the Activities in order.

For French Level 2, do a review of Activities 1 to 6 then complete activities 7 to 9 found with this life aspect. Then, have students complete their chosen big idea final project from Step 1 for this life aspect.



## C’EST MOI



2-4 weeks

### FOLLOW THE 1-2-3 EASY STEPS

SUIVEZ MES DIRECTIONS is an important springboard life aspect. You can go into many directions after going through this life aspect.

**DJ DELF KIT online platform access:** <https://rockyourclass.teachable.com/p/suivezmesdirections> This is where you will find all the student and assessment tools you need: all organized and ready for drag and drop sharing! Use these alongside the Interactive Comprehensive Readers as they lead students naturally down the road to French proficiency.

Students will learn names of buildings and directions as they navigate the streets around DJ DELF’s town. Be sure to share the complete animated sketch version video (video 1) and have students engage with videos 2 and 3. At this level, we are acquiring new vocabulary and doing introduction practical activities with new words and expressions related to this life aspect.

**STEP 1** Together with your students, choose one (or sometimes provide an option of a second) big idea final project that will be completed at the end of the life aspect. Use the included learning goals and success criteria but feel free to co-create your own with your students. For split classes, have each split class choose their own big idea final project.


**STEP 2** Follow the Great 8+ strategies as outlined in the Interactive Comprehensive Reader and as accessed via the DJ DELF Kit online platform. Take your time with these 8+ steps as this serves as a solid introduction to the life aspect. Use this time to take a note of where students are at in terms of previous knowledge and direction for future supports.

**STEP 3** Follow the scaffolded journey down the road to French proficiency by following the Activities in order.

For French Level 2, do a review of Activities 1 to 6 then complete the rest of the activities found with this life aspect. Then, have students complete their chosen big idea final project from Step 1 for this life aspect.



## SUIVEZ MES DIRECTIONS



2-4 weeks

**FULL ONLINE ACCESS  
FRENCH BUNDLE PACK**



**FULL ONLINE ACCESS  
DRAG, DROP & SHARE**

Booster themes, grammar foundation building, and French culture inclusion



1 to 4 weeks

**\*\*\* OPTIONAL SUPPORT IDEAS \*\*\***

Access the ROCK YOUR FRENCH CLASS platform to engage students in many of the videos, songs, activities, sketches, French Missions, and more! Below are a few suggestions. Click [HERE](#) to access the entire quick links map of the complete list of RYFC online platform activities to choose what you believe will work best for you and your students.

**FRENCH THEMES, GRAMMAR, CULTURE**

FRENCH THEMES	FRENCH GRAMMAR	FRENCH CULTURE
➤ BANDES DESSINÉES	➤ VERBES EN -ER (MOTS D'ACTION EN -ER - HEY! et SAUTEZ !)	➤ ALOUETTE

**FRENCH MISSIONS**

50 POINT FRENCH MISSIONS	100 POINT FRENCH MISSIONS	500 POINT FRENCH MISSIONS	1000 POINT FRENCH MISSIONS
#5 — Ma famille	#14 — Parlons français !		#31 — À l'école

**FOLLOW THE 1-2-3 EASY STEPS**

FAISONS DU SHOPPING is a great follow-up life aspect after meeting Jean Bernier in the JE ME PRÉSENTE life aspect.

**DJ DELF KIT online platform access:** <https://rockyourclass.teachable.com/p/faisonsdushopping> This is where you will find all the student and assessment tools you need: all organized and ready for drag and drop sharing! Use these alongside the Interactive Comprehensive Readers as they lead students naturally down the road to French proficiency.

Students will learn about the shopping (magasiner) process in French via new vocabulary and expressions acquired and practiced. Be sure to share the complete animated sketch version video (video 1) and have students engage with videos 2 and 3. At this level, we are acquiring new vocabulary and doing introduction practical activities with new words and expressions related to this life aspect.

**STEP 1** Together with your students, choose one (or sometimes provide an option of a second) big idea final project that will be completed at the end of the life aspect.

Use the included learning goals and success criteria but feel free to co-create your own with your students.

For split classes, have each split class choose their own big idea final project.

**STEP 2** Follow the Great 8+ strategies as outlined in the Interactive Comprehensive Reader and as accessed via the DJ DELF Kit online platform. Take your time with these 8+ steps as this serves as a solid introduction to the life aspect. Use this time to take a note of where students are at in terms of previous knowledge and direction for future supports.

**STEP 3** Follow the scaffolded journey down the road to French proficiency by following the Activities in order.

For French Level 2, do a review of Activities 1 to 6 then complete activities 7 to 10 found with this life aspect.


Then, have students complete their chosen big idea final project from Step 1 for this life aspect.

Faisons du shopping !


**FAISONS DU SHOPPING !**



2 to 4 weeks



## AU CAFÉ DELF



2 to 4 weeks

### FOLLOW THE 1-2-3 EASY STEPS

AU CAFÉ DELF means it's time to eat! A perfect opportunity to bring in some French food as culture.

**DJ DELF KIT online platform access:** <https://rockyourclass.teachable.com/p/aucafedelf> This is where you will find all the student and assessment tools you need: all organized and ready for drag and drop sharing! Use these alongside the Interactive Comprehensive Readers as they lead students naturally down the road to French proficiency.

Students will learn about the menu ordering process in French via new vocabulary and expressions acquired and practiced. Be sure to share the complete animated sketch version video (video 1) and have students engage with videos 2 and 3. At this level, we are acquiring new vocabulary and doing introduction practical activities with new words and expressions related to this life aspect.

**STEP 1** Together with your students, choose one (or sometimes provide an option of a second) big idea final project that will be completed at the end of the life aspect.

Use the included learning goals and success criteria but feel free to co-create your own with your students.

For split classes, have each split class choose their own big idea final project.

**STEP 2** Follow the Great 8+ strategies as outlined in the Interactive Comprehensive Reader and as accessed via the DJ DELF Kit online platform.

Take your time with these 8+ steps as this serves as a solid introduction to the life aspect. Use this time to take a note of where students are at in terms of previous knowledge and direction for future supports.

**STEP 3** Follow the scaffolded journey down the road to French proficiency by following the Activities in order.

For French Level 2, do a review of Activities 1 to 6 then complete activities 7 to 10 found with this life aspect.

Then, have students complete their chosen big idea final project from Step 1 for this life aspect.



## BRAVO !



2 to 4 weeks

### FOLLOW THE 1-2-3 EASY STEPS

BRAVO is a great life aspect to end a school year.

**DJ DELF KIT online platform access:** <https://rockyourclass.teachable.com/p/bravo> This is where you will find all the student and assessment tools you need: all organized and ready for drag and drop sharing! Use these alongside the Interactive Comprehensive Readers as they lead students naturally down the road to French proficiency.

Students will learn about spreading positivity and sharing uplifting French expressions via new vocabulary acquired and practiced. Be sure to share the complete animated sketch version video (video 1) with your students. At this level, we are acquiring new vocabulary and doing introduction practical activities with new words and expressions related to this life aspect.

Upon successful completion, students will now be ready to spread positivity and share compliments in authentic French speaking situations.

**STEP 1** Together with your students, choose one (or sometimes provide an option of a second) big idea final project that will be completed at the end of the life aspect.

Use the included learning goals and success criteria but feel free to co-create your own with your students.

For split classes, have each split class choose their own big idea final project.

**STEP 2** Follow the Great 8+ strategies as outlined in the Interactive Comprehensive Reader and as accessed via the DJ DELF Kit online platform.


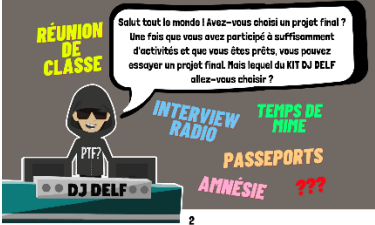


Take your time with these 8+ steps as this serves as a solid introduction to the life aspect. Use this time to take a note of where students are at in terms of previous knowledge and direction for future supports.

**STEP 3** Follow the scaffolded journey down the road to French proficiency by following the Activities in order.

For French Level 2, do a review of Activities 1 to 6 then complete the rest of the activities found with this life aspect.

Then, have students complete their chosen big idea final project from Step 1 for this life aspect.

# FRENCH LEVEL 3 (INTERMEDIATE/CEFR B1) – Optional School Year Long Range Plans

LIFE ASPECT / TIME FRAME	FOLLOW THE 1-2-3 EASY STEPS																
 <p><b>JE ME PRÉSENTE</b></p>  <p><i>2 to 4 weeks</i></p>	<p>JE ME PRÉSENTE is a great life aspect to start off the school year but can be done at any time.</p> <p><b>DJ DELF KIT online platform access:</b> <a href="https://rockyourclass.teachable.com/p/jemepresente">https://rockyourclass.teachable.com/p/jemepresente</a> This is where you will find all the student and assessment tools you need: all organized and ready for drag and drop sharing! Use these alongside the Interactive Comprehensive Readers as they lead students naturally down the road to French proficiency.</p> <p>Students will connect with old friends Jean Bernier, Chantal Flannery, and Dan Chopin while meeting Jenny Lake. All activities should be completed with all four friends in mind and using their information from the book/song. While learning about these characters, students will learn about how to identify character traits, likes and dislikes of others in order to be able to share even more of their own personal traits and interests. Be sure to share the complete animated sketch version video (video 1) and have students engage with videos 2 to 4.</p> <p>Upon successful completion, students will now be ready to meet new people and engage in authentic French speaking situations.</p> <p><b>STEP 1</b> Together with your students, choose one (or sometimes provide an option of a second) new, big idea final project that will be completed at the end of the life aspect. Use the included learning goals and success criteria but feel free to co-create your own with your students.</p> <p>For split classes, have each split class choose their own big idea final project.</p> <p><b>STEP 2</b> Follow the Great 8+ strategies as outlined in the Interactive Comprehensive Reader and as accessed via the DJ DELF Kit online platform. Take your time with these 8+ steps as this serves as a solid introduction to the life aspect. Use this time to take a note of where students are at in terms of previous knowledge and direction for future supports.</p> <p><b>STEP 3</b> Follow the scaffolded journey down the road to French proficiency by following the Activities in order. For French Level 3, do a review of Activities 1 to 12 including our old friends Jean Bernier, Chantal Flannery and Dan Chopin and include our new friend Jenny Lake as we continue on with the rest of the activities found with this life aspect.</p> <p>Then, have students complete their chosen big idea final project from Step 1 for this life aspect.</p>																
<p><b>FULL ONLINE ACCESS</b></p> <p><b>FRENCH BUNDLE PACK</b></p>  <p><b>FULL ONLINE ACCESS</b></p> <p><b>DRAG, DROP &amp; SHARE</b></p> <p>Booster themes, grammar foundation building, and French culture inclusion</p>  <p><i>1 to 4 weeks</i></p>	<p><b>*** OPTIONAL SUPPORT IDEAS ***</b></p> <p>Access the ROCK YOUR FRENCH CLASS platform to engage students in many of the videos, songs, activities, sketches, French Missions, and more! Below are a few suggestions. Click <a href="#">HERE</a> to access the entire quick links map of the complete list of RYFC online platform activities to choose what you believe will work best for you and your students.</p> <p><b>FRENCH THEMES, GRAMMAR, CULTURE</b></p> <table border="1" data-bbox="526 1297 1442 1619"> <thead> <tr> <th>FRENCH THEMES</th> <th>FRENCH GRAMMAR</th> <th>FRENCH CULTURE</th> </tr> </thead> <tbody> <tr> <td>➤ <b>VÊTEMENTS/LA MODE</b></td> <td>➤ <b>PASSÉ COMPOSÉ (avec AVOIR)</b> ➤ <b>PASSÉ COMPOSÉ (DES VERBES IRRÉGULIERS avec AVOIR)</b></td> <td>➤ <b>AU CLAIRE DE LA LUNE</b></td> </tr> </tbody> </table> <p><b>FRENCH MISSIONS</b></p> <table border="1" data-bbox="526 1682 1442 1969"> <thead> <tr> <th>50 POINT FRENCH MISSIONS</th> <th>100 POINT FRENCH MISSIONS</th> <th>500 POINT FRENCH MISSIONS</th> <th>1000 POINT FRENCH MISSIONS</th> </tr> </thead> <tbody> <tr> <td>#6 — Les couleurs</td> <td>#15 — Traduisez une chanson !</td> <td>#30 — Défilé de mode</td> <td>#35 — Chez moi</td> </tr> </tbody> </table>			FRENCH THEMES	FRENCH GRAMMAR	FRENCH CULTURE	➤ <b>VÊTEMENTS/LA MODE</b>	➤ <b>PASSÉ COMPOSÉ (avec AVOIR)</b> ➤ <b>PASSÉ COMPOSÉ (DES VERBES IRRÉGULIERS avec AVOIR)</b>	➤ <b>AU CLAIRE DE LA LUNE</b>	50 POINT FRENCH MISSIONS	100 POINT FRENCH MISSIONS	500 POINT FRENCH MISSIONS	1000 POINT FRENCH MISSIONS	#6 — Les couleurs	#15 — Traduisez une chanson !	#30 — Défilé de mode	#35 — Chez moi
FRENCH THEMES	FRENCH GRAMMAR	FRENCH CULTURE															
➤ <b>VÊTEMENTS/LA MODE</b>	➤ <b>PASSÉ COMPOSÉ (avec AVOIR)</b> ➤ <b>PASSÉ COMPOSÉ (DES VERBES IRRÉGULIERS avec AVOIR)</b>	➤ <b>AU CLAIRE DE LA LUNE</b>															
50 POINT FRENCH MISSIONS	100 POINT FRENCH MISSIONS	500 POINT FRENCH MISSIONS	1000 POINT FRENCH MISSIONS														
#6 — Les couleurs	#15 — Traduisez une chanson !	#30 — Défilé de mode	#35 — Chez moi														



**UNE PLANÈTE À PARTAGER**



2 to 4 weeks

**FOLLOW THE 1-2-3 EASY STEPS**

UNE PLANÈTE À PARTAGER is like taking a virtual field trip as we meet people from many different countries.

**DJ DELF KIT online platform access:** <https://rockyourclass.teachable.com/p/uneplanetepartager> This is where you will find all the student and assessment tools you need: all organized and ready for drag and drop sharing! Use these alongside the Interactive Comprehensive Readers as they lead students naturally down the road to French proficiency.

Students will learn about countries and nationalities from around the world via new vocabulary acquired and practiced. Be sure to share the complete animated sketch version video (video 1) with your students. At this level, we are acquiring new vocabulary and doing introduction practical activities with new words and expressions related to this life aspect.

**STEP 1** Together with your students, choose one (or sometimes provide an option of a second) big idea final project that will be completed at the end of the life aspect.

Use the included learning goals and success criteria but feel free to co-create your own with your students.

For split classes, have each split class choose their own big idea final project.

**STEP 2** Follow the Great 8+ strategies as outlined in the Interactive Comprehensive Reader and as accessed via the DJ DELF Kit online platform.

Take your time with these 8+ steps as this serves as a solid introduction to the life aspect. Use this time to take a note of where students are at in terms of previous knowledge and direction for future supports.

**STEP 3** Follow the scaffolded journey down the road to French proficiency by following the Activities in order.

For French Level 3, do Activities 1 to 6.

Then, have students complete their chosen big idea final project from Step 1 for this life aspect.

**FULL ONLINE ACCESS  
FRENCH BUNDLE PACK**



**FULL ONLINE ACCESS  
DRAG, DROP & SHARE**

Booster themes, grammar foundation building, and French culture inclusion



1 to 4 weeks

**\*\*\* OPTIONAL SUPPORT IDEAS \*\*\***

Access the ROCK YOUR FRENCH CLASS platform to engage students in many of the videos, songs, activities, sketches, French Missions, and more! Below are a few suggestions. Click [HERE](#) to access the entire quick links map of the complete list of RYFC online platform activities to choose what you believe will work best for you and your students.

**FRENCH THEMES, GRAMMAR, CULTURE**

FRENCH THEMES	FRENCH GRAMMAR	FRENCH CULTURE
➤ FUN ! / POUR S'AMUSER	➤ PASSÉ COMPOSÉ (DR & MRS VANDERTRAMP avec ÊTRE)	➤ CANADA

**FRENCH MISSIONS**

50 POINT FRENCH MISSIONS	100 POINT FRENCH MISSIONS	500 POINT FRENCH MISSIONS	1000 POINT FRENCH MISSIONS
#7 — 1-2-3 Cochon	#16 — Au passé !(2:07)		



**C'EST MOI**



2-4 weeks

**FOLLOW THE 1-2-3 EASY STEPS**

C'EST MOI is an important springboard life aspect. You can go into many directions after going through this life aspect as students learn about and practice dozens of "JE" statements.

**DJ DELF KIT online platform access:** <https://rockyourclass.teachable.com/p/cestmoi1> This is where you will find all the student and assessment tools you need: all organized and ready for drag and drop sharing! Use these alongside the Interactive Comprehensive Readers as they lead students naturally down the road to French proficiency.

Students will also have fun with opposites as many of the "JE" statements have opposite actions (ex. je ferme – j'ouvre). Be sure to share the complete animated sketch version video (video 1) and have students engage with videos 2 and 3. At this level, we are acquiring new vocabulary and doing introduction practical activities with new words and expressions related to this life aspect.

**STEP 1** Together with your students, choose one (or sometimes provide an option of a second) new, big idea final project that will be completed at the end of the life aspect.

Use the included learning goals and success criteria but feel free to co-create your own with your students.

For split classes, have each split class choose their own big idea final project.

**STEP 2** Follow the Great 8+ strategies as outlined in the Interactive Comprehensive Reader and as accessed via the DJ DELF Kit online platform.

Take your time with these 8+ steps as this serves as a solid introduction to the life aspect. Use this time to take a note of where students are at in terms of previous knowledge and direction for future supports.


**STEP 3** Follow the scaffolded journey down the road to French proficiency by following the Activities in order.

For French Level 3, do a review of Activities 1 to 10 then complete activities 11 to 13.

Then, have students complete their chosen big idea final project from Step 1 for this life aspect.



**SUIVEZ MES DIRECTIONS**



2-4 weeks

**FOLLOW THE 1-2-3 EASY STEPS**

SUIVEZ MES DIRECTIONS is an important springboard life aspect. You can go into many directions after going through this life aspect.

**DJ DELF KIT online platform access:** <https://rockyourclass.teachable.com/p/suivezmesdirections> This is where you will find all the student and assessment tools you need: all organized and ready for drag and drop sharing! Use these alongside the Interactive Comprehensive Readers as they lead students naturally down the road to French proficiency.

Students will learn names of buildings and directions as they navigate the streets around DJ DELF's town. Be sure to share the complete animated sketch version video (video 1) and have students engage with videos 2 to 4. At this level, we are acquiring new vocabulary and doing introduction practical activities with new words and expressions related to this life aspect.

Upon successful completion, students will now be ready to navigate streets and maps in authentic French speaking situations and plan a map of their own town or city.

**STEP 1** Together with your students, choose one (or sometimes provide an option of a second) new, big idea final project that will be completed at the end of the life aspect.

Use the included learning goals and success criteria but feel free to co-create your own with your students.

For split classes, have each split class choose their own big idea final project.

**STEP 2** Follow the Great 8+ strategies as outlined in the Interactive Comprehensive Reader and as accessed via the DJ DELF Kit online platform.

Take your time with these 8+ steps as this serves as a solid introduction to the life aspect. Use this time to take a note of where students are at in terms of previous knowledge and direction for future supports.

**STEP 3** Follow the scaffolded journey down the road to French proficiency by following the Activities in order.

For French Level 3, do a review of Activities 1 to 10 then complete the rest of the activities found with this life aspect.

Then, have students complete their chosen big idea final project from Step 1 for this life aspect.



**FULL ONLINE ACCESS  
FRENCH BUNDLE PACK**



**FULL ONLINE ACCESS  
DRAG, DROP & SHARE**

Booster themes, grammar foundation building, and French culture inclusion



1 to 4 weeks

**\*\*\* OPTIONAL SUPPORT IDEAS \*\*\***

Access the ROCK YOUR FRENCH CLASS platform to engage students in many of the videos, songs, activities, sketches, French Missions, and more! Below are a few suggestions. Click [HERE](#) to access the entire quick links map of the complete list of RYFC online platform activities to choose what you believe will work best for you and your students.

**FRENCH THEMES, GRAMMAR, CULTURE**

FRENCH THEMES	FRENCH GRAMMAR	FRENCH CULTURE
➤ SPORTS	➤ VERBES PRONOMINAUX (RÉFLÉCHIR)	➤ CARNAVAL DE QUÉBEC

**FRENCH MISSIONS**

50 POINT FRENCH MISSIONS	100 POINT FRENCH MISSIONS	500 POINT FRENCH MISSIONS	1000 POINT FRENCH MISSIONS
#8 — À la mode	#17 — Aux placards !		#37 — Les couleurs

**FOLLOW THE 1-2-3 EASY STEPS**

FAISONS DU SHOPPING is a great follow-up life aspect after meeting Jean Bernier in the JE ME PRÉSENTE life aspect.

**DJ DELF KIT online platform access:** <https://rockyourclass.teachable.com/p/faisonsdushopping> This is where you will find all the student and assessment tools you need: all organized and ready for drag and drop sharing! Use these alongside the Interactive Comprehensive Readers as they lead students naturally down the road to French proficiency.

Students will learn about the shopping (magasiner) process in French via new vocabulary and expressions acquired and practiced. Be sure to share the complete animated sketch version video (video 1) and have students engage with videos 2 to 4. At this level, we are acquiring new vocabulary and doing introduction practical activities with new words and expressions related to this life aspect.

**STEP 1** Together with your students, choose one (or sometimes provide an option of a second) new, big idea final project that will be completed at the end of the life aspect.

Use the included learning goals and success criteria but feel free to co-create your own with your students.

For split classes, have each split class choose their own big idea final project.

**STEP 2** Follow the Great 8+ strategies as outlined in the Interactive Comprehensive Reader and as accessed via the DJ DELF Kit online platform.

Take your time with these 8+ steps as this serves as a solid introduction to the life aspect.

Use this time to take a note of where students are at in terms of previous knowledge and direction for future supports.

**STEP 3** Follow the scaffolded journey down the road to French proficiency by following the Activities in order.

For French Level 3, do a review of Activities 1 to 10 then complete the rest of the activities found with this life aspect.


Then, have students complete their chosen big idea final project from Step 1 for this life aspect.




**FAISONS DU SHOPPING !**



2 to 4 weeks



**AU CAFÉ DELF**



2 to 4 weeks

**FOLLOW THE 1-2-3 EASY STEPS**

AU CAFÉ DELF means it's time to eat! A perfect opportunity to bring in some French food as culture.

**DJ DELF KIT online platform access:** <https://rockyourclass.teachable.com/p/aucafedelf> This is where you will find all the student and assessment tools you need: all organized and ready for drag and drop sharing! Use these alongside the Interactive Comprehensive Readers as they lead students naturally down the road to French proficiency.

Students will learn about the menu ordering process in French via new vocabulary and expressions acquired and practiced. Be sure to share the complete animated sketch version video (video 1) and have students engage with videos 2 to 4. At this level, we are acquiring new vocabulary and doing introduction practical activities with new words and expressions related to this life aspect.

Upon successful completion, students will now be ready to order from a menu in authentic French speaking situations and plan a menu for their own Café.

**STEP 1** Together with your students, choose one (or sometimes provide an option of a second) new, big idea final project that will be completed at the end of the life aspect. Use the included learning goals and success criteria but feel free to co-create your own with your students.

For split classes, have each split class choose their own big idea final project.

**STEP 2** Follow the Great 8+ strategies as outlined in the Interactive Comprehensive Reader and as accessed via the DJ DELF Kit online platform. Take your time with these 8+ steps as this serves as a solid introduction to the life aspect. Use this time to take a note of where students are at in terms of previous knowledge and direction for future supports.

**STEP 3** Follow the scaffolded journey down the road to French proficiency by following the Activities in order. For French Level 3, do a review of Activities 1 to 10 then complete the rest of the activities found with this life aspect.

Then, have students complete their chosen big idea final project from Step 1 for this life aspect.

**\*\*\* OPTIONAL SUPPORT IDEAS \*\*\***

Access the ROCK YOUR FRENCH CLASS platform to engage students in many of the videos, songs, activities, sketches, French Missions, and more! Below are a few suggestions. Click [HERE](#) to access the entire quick links map of the complete list of RYFC online platform activities to choose what you believe will work best for you and your students.

**FRENCH THEMES, GRAMMAR, CULTURE**

FRENCH THEMES	FRENCH GRAMMAR	FRENCH CULTURE
➤ <b>JUSTICE SOCIALE</b>	REVIEW REGULAR VERB IN PRESENT TENSE ➤ <b>VERBES EN -ER (MOTS D'ACTION EN -ER - HEY! et SAUTEZ !)</b> ➤ <b>VERBES EN -IR (-IR BLUES)</b> ➤ <b>VERBES EN -RE (Sans erREur)</b> ➤ <b>VERBES PRONOMINAUX (RÉFLÉCHIR)</b>	➤ <b>CHEVALIERS DE LA TABLE RONDE</b>

**FRENCH MISSIONS**

50 POINT FRENCH MISSIONS	100 POINT FRENCH MISSIONS	500 POINT FRENCH MISSIONS	1000 POINT FRENCH MISSIONS
#9 — Le transport	#18 — Les mesures		#36 — Les nationalités

**FULL ONLINE ACCESS**  
**FRENCH BUNDLE PACK**  
  
**FULL ONLINE ACCESS**  
**DRAG, DROP & SHARE**

Booster themes, grammar foundation building, and French culture inclusion



1 to 4 weeks



**MON POINT DE VUE**



2 to 4 weeks

**FOLLOW THE 1-2-3 EASY STEPS**

MON POINT DE VUE is designed to take students to the end of their journey to French proficiency. At the end of this life aspect, students will be able to write a proper essay and engage in academic debates.

**DJ DELF KIT online platform access:** <https://rockyourclass.teachable.com/p/uneplanetepartager> This is where you will find all the student and assessment tools you need: all organized and ready for drag and drop sharing! Use these alongside the Interactive Comprehensive Readers as they lead students naturally down the road to French proficiency.

Students will learn about countries and nationalities from around the world via new vocabulary acquired and practiced. Be sure to share the complete animated sketch version video (video 1) with your students. At this level, we are acquiring new vocabulary and doing introduction practical activities with new words and expressions related to this life aspect.

**STEP 1** Together with your students, choose one (or sometimes provide an option of a second) big idea final project that will be completed at the end of the life aspect.

Use the included learning goals and success criteria but feel free to co-create your own with your students.

For split classes, have each split class choose their own big idea final project.

**STEP 2** Follow the Great 8+ strategies as outlined in the Interactive Comprehensive Reader and as accessed via the DJ DELF Kit online platform.

Take your time with these 8+ steps as this serves as a solid introduction to the life aspect. Use this time to take a note of where students are at in terms of previous knowledge and direction for future supports.

**STEP 3** Follow the scaffolded journey down the road to French proficiency by following the Activities in order.

For French Level 3, do Activities 1 to 6.

Then, have students complete their chosen big idea final project from Step 1 for this life aspect.

**FULL ONLINE ACCESS  
FRENCH BUNDLE PACK**



**FULL ONLINE ACCESS  
DRAG, DROP & SHARE**

Booster themes, grammar foundation building, and French culture inclusion



1 to 4 weeks

**\*\*\* OPTIONAL SUPPORT IDEAS \*\*\***

Access the ROCK YOUR FRENCH CLASS platform to engage students in many of the videos, songs, activities, sketches, French Missions, and more! Below are a few suggestions. Click [HERE](#) to access the entire quick links map of the complete list of RYFC online platform activities to choose what you believe will work best for you and your students.





**FRENCH THEMES, GRAMMAR, CULTURE**

FRENCH THEMES	FRENCH GRAMMAR	FRENCH CULTURE
➤ <b>POSITIVITÉ / SANTÉ MENTALE</b>	REVIEW IRREGULAR VERBS IN PRESENT ➤ <b>ALLER</b> ➤ <b>AVOIR (AVOIR et AVOIR II)</b> ➤ <b>ÊTRE (ÊTRE et ÊTRE II)</b> ➤ <b>FAIRE</b>	➤ <b>FRÈRE JACQUES</b>

**FRENCH MISSIONS**

50 POINT FRENCH MISSIONS	100 POINT FRENCH MISSIONS	500 POINT FRENCH MISSIONS	1000 POINT FRENCH MISSIONS
	#19 — Bon de commande		#38 — Google Earth

# FRENCH LEVEL 4 (EXPERIENCED/CEFR B2) – Optional School Year Long Range Plans

LIFE ASPECT / TIME FRAME	*** OPTIONAL SUPPORT IDEAS ***							
<div data-bbox="110 228 483 478"> <p><b>FULL ONLINE ACCESS</b> <b>FRENCH BUNDLE PACK</b></p>  <p><b>FULL ONLINE ACCESS</b> <b>DRAG, DROP &amp; SHARE</b></p> </div> <p data-bbox="138 483 462 583"><b>Booster themes, grammar foundation building, and French culture inclusion</b></p> <div data-bbox="142 625 454 991">  </div> <p data-bbox="219 1029 373 1060">1 to 4 weeks</p>	<p>Access the ROCK YOUR FRENCH CLASS platform to engage students in many of the videos, songs, activities, sketches, French Missions, and more! Below are a few suggestions. Click <a href="#">HERE</a> to access the entire quick links map of the complete list of RYFC online platform activities to choose what you believe will work best for you and your students.</p>							
<b>FRENCH THEMES, GRAMMAR, CULTURE</b>								
<b>FRENCH THEMES</b>		<b>FRENCH GRAMMAR</b>		<b>FRENCH CULTURE</b>				
➤ <b>PRONONCIATION</b>		➤ <b>PRONOMS OBJETS DIRECTS ET INDIRECTS</b>		➤ <b>AH ! SI MON MOINE VOULAIT DANSER</b>				
<b>FRENCH MISSIONS</b>								
<b>50 POINT FRENCH MISSIONS</b>	<b>100 POINT FRENCH MISSIONS</b>	<b>500 POINT FRENCH MISSIONS</b>	<b>1000 POINT FRENCH MISSIONS</b>					
#10 — Le monstre sous mon lit			#40 — Alphabet maths					
<b>FOLLOW THE 1-2-3 EASY STEPS</b>								
<p>UNE PLANÈTE À PARTAGER is like taking a virtual field trip as we meet people from many different countries.</p>								
<p><b>DJ DELF KIT online platform access:</b> <a href="https://rockyourclass.teachable.com/p/uneplanetepartager">https://rockyourclass.teachable.com/p/uneplanetepartager</a> This is where you will find all the student and assessment tools you need: all organized and ready for drag and drop sharing! Use these alongside the Interactive Comprehensive Readers as they lead students naturally down the road to French proficiency.</p>								
<p>Students will learn about countries and nationalities from around the world via new vocabulary acquired and practiced. Be sure to share the complete animated sketch version video (video 1) and have students engage with videos 2 to 4. At this level, we are acquiring new vocabulary and doing introduction practical activities with new words and expressions related to this life aspect.</p>								
<p>Upon successful completion, students will now be ready to talk about many countries and nationalities in authentic French speaking situations and plan a trip abroad.</p>								
<div data-bbox="110 1071 483 1354">  <p><b>Une planète à partager</b> <b>UNE PLANÈTE À PARTAGER</b></p> </div> <div data-bbox="138 1470 462 1837">  </div> <p data-bbox="219 1879 373 1911">2 to 4 weeks</p>					<p><b>STEP 1</b> Together with your students, choose one (or sometimes provide an option of a second) new, big idea final project that will be completed at the end of the life aspect.</p>			
<p>Use the included learning goals and success criteria but feel free to co-create your own with your students.</p>								
<p>For split classes, have each split class choose their own big idea final project.</p>								
<p><b>STEP 2</b> Follow the Great 8+ strategies as outlined in the Interactive Comprehensive Reader and as accessed via the DJ DELF Kit online platform.</p>								
<p>Take your time with these 8+ steps as this serves as a solid introduction to the life aspect. Use this time to take a note of where students are at in terms of previous knowledge and direction for future supports.</p>								
<p><b>STEP 3</b> Follow the scaffolded journey down the road to French proficiency by following the Activities in order.</p>								
<p>For French Level 4, do a review of Activities 1 to 6 then complete the rest of the activities found with this life aspect.</p>								
<p>Then, have students complete their chosen big idea final project from Step 1 for this life aspect.</p>								

**FULL ONLINE ACCESS  
FRENCH BUNDLE PACK**



**FULL ONLINE ACCESS  
DRAG, DROP & SHARE**

Booster themes, grammar foundation building, and French culture inclusion



1 to 4 weeks



**C'EST MOI**



2-4 weeks

**\*\*\* OPTIONAL SUPPORT IDEAS \*\*\***

Access the ROCK YOUR FRENCH CLASS platform to engage students in many of the videos, songs, activities, sketches, French Missions, and more! Below are a few suggestions. Click [HERE](#) to access the entire quick links map of the complete list of RYFC online platform activities to choose what you believe will work best for you and your students.

**FRENCH THEMES, GRAMMAR, CULTURE**

FRENCH THEMES	FRENCH GRAMMAR	FRENCH CULTURE
➤ <a href="#">QUESTIONS</a>	➤ <a href="#">IMPARFAIT</a>	➤ <a href="#">SUR LE PONT D'AVIGNON</a>

**FRENCH MISSIONS**

50 POINT FRENCH MISSIONS	100 POINT FRENCH MISSIONS	500 POINT FRENCH MISSIONS	1000 POINT FRENCH MISSIONS
<a href="#">#6 — Les couleurs</a>	<a href="#">#20 — Trouvez quelqu'un qui...</a>		

**FOLLOW THE 1-2-3 EASY STEPS**

**C'EST MOI** is an important springboard life aspect. You can go into many directions after going through this life aspect as students learn about and practice dozens of "JE" statements.

**DJ DELF KIT online platform access:** <https://rockyourclass.teachable.com/p/cestmoi1> This is where you will find all the student and assessment tools you need: all organized and ready for drag and drop sharing! Use these alongside the Interactive Comprehensive Readers as they lead students naturally down the road to French proficiency.

Students will also have fun with opposites as many of the "JE" statements have opposite actions (ex. je ferme – j'ouvre). Be sure to share the complete animated sketch version video (video 1) and have students engage with videos 2 to 4. At this level, we are acquiring new vocabulary and doing introduction practical activities with new words and expressions related to this life aspect.

Upon successful completion, students will now be ready to talk about their feelings and describe actions in authentic French speaking situations.

**STEP 1** Together with your students, choose one (or sometimes provide an option of a second) new, big idea final project that will be completed at the end of the life aspect.

Use the included learning goals and success criteria but feel free to co-create your own with your students.

For split classes, have each split class choose their own big idea final project.

**STEP 2** Follow the Great 8+ strategies as outlined in the Interactive Comprehensive Reader and as accessed via the DJ DELF Kit online platform.

Take your time with these 8+ steps as this serves as a solid introduction to the life aspect. Use this time to take a note of where students are at in terms of previous knowledge and direction for future supports.

**STEP 3** Follow the scaffolded journey down the road to French proficiency by following the Activities in order.

For French Level 4, do a review of Activities 1 to 10 then complete the rest of the activities found with this life aspect.

Now it's time to take all these "JE" statements and have students change them into past, conditional, and future tenses.

Then, have students complete their chosen big idea final project from Step 1 for this life aspect.

**FULL ONLINE ACCESS  
FRENCH BUNDLE PACK**



**FULL ONLINE ACCESS  
DRAG, DROP & SHARE**

Booster themes, grammar foundation building, and French culture inclusion



1 to 4 weeks



**MON POINT DE VUE**



2 to 4 weeks

**\*\*\* OPTIONAL SUPPORT IDEAS \*\*\***

Access the ROCK YOUR FRENCH CLASS platform to engage students in many of the videos, songs, activities, sketches, French Missions, and more! Below are a few suggestions. Click [HERE](#) to access the entire quick links map of the complete list of RYFC online platform activities to choose what you believe will work best for you and your students.

**FRENCH THEMES, GRAMMAR, CULTURE**

FRENCH THEMES	FRENCH GRAMMAR	FRENCH CULTURE
<ul style="list-style-type: none"> <li>➤ NUMÉROS</li> <li>➤ MAISON / CHEZ MOI</li> </ul>	<ul style="list-style-type: none"> <li>➤ FUTUR SIMPLE</li> </ul>	<ul style="list-style-type: none"> <li>➤ VIVE LA CANADIENNE</li> </ul>

**FRENCH MISSIONS**

50 POINT FRENCH MISSIONS	100 POINT FRENCH MISSIONS	500 POINT FRENCH MISSIONS	1000 POINT FRENCH MISSIONS
	#15 — Traduisez une chanson !	#30 — Défilé de mode	

**FOLLOW THE 1-2-3 EASY STEPS**

MON POINT DE VUE is designed to take students to the end of their journey to French proficiency. At the end of this life aspect, students will be able to write a proper essay and engage in academic debates.

**DJ DELF KIT online platform access:** <https://rockyourclass.teachable.com/p/uneplanetepartager> This is where you will find all the student and assessment tools you need: all organized and ready for drag and drop sharing! Use these alongside the Interactive Comprehensive Readers as they lead students naturally down the road to French proficiency.

Students will learn about countries and nationalities from around the world via new vocabulary acquired and practiced. Be sure to share the complete animated sketch version video (video 1) and have students engage with videos 2 to 4. At this level, we are acquiring new vocabulary and doing introduction practical activities with new words and expressions related to this life aspect.

Upon successful completion, students will now be ready to write and essay effectively and engage authentic, high-level debates.

**STEP 1** Together with your students, choose one (or sometimes provide an option of a second) new, big idea final project that will be completed at the end of the life aspect.

Use the included learning goals and success criteria but feel free to co-create your own with your students.

For split classes, have each split class choose their own big idea final project.

**STEP 2** Follow the Great 8+ strategies as outlined in the Interactive Comprehensive Reader and as accessed via the DJ DELF Kit online platform.

Take your time with these 8+ steps as this serves as a solid introduction to the life aspect. Use this time to take a note of where students are at in terms of previous knowledge and direction for future supports.

**STEP 3** Follow the scaffolded journey down the road to French proficiency by following the Activities in order.

For French Level 4, do a review of Activities 1 to 6, then complete the rest of the activities found with this life aspect.

Then, have students complete their chosen big idea final project from Step 1 for this life aspect.

**FULL ONLINE ACCESS  
FRENCH BUNDLE PACK**



**FULL ONLINE ACCESS  
DRAG, DROP & SHARE**

Booster themes, grammar foundation building, and French culture inclusion



1 to 4 weeks

**\*\*\* OPTIONAL SUPPORT IDEAS \*\*\***

Access the ROCK YOUR FRENCH CLASS platform to engage students in many of the videos, songs, activities, sketches, French Missions, and more! Below are a few suggestions. Click [HERE](#) to access the entire quick links map of the complete list of RYFC online platform activities to choose what you believe will work best for you and your students.

**FRENCH THEMES, GRAMMAR, CULTURE**

FRENCH THEMES	FRENCH GRAMMAR	FRENCH CULTURE
<ul style="list-style-type: none"> <li>➤ EXPRESSIONS</li> <li>➤ JUSTICE SOCIALE</li> </ul>	<ul style="list-style-type: none"> <li>➤ CONDITIONNEL (A-I-S)</li> </ul>	<ul style="list-style-type: none"> <li>➤ FRÈRE JACQUES</li> <li>➤ HALLOWEEN</li> <li>➤ NOËL</li> </ul>

**FRENCH MISSIONS**

50 POINT FRENCH MISSIONS	100 POINT FRENCH MISSIONS	500 POINT FRENCH MISSIONS	1000 POINT FRENCH MISSIONS
#7 — 1-2-3 Cochon			#33 — Course de numéros

**FOLLOW THE 1-2-3 EASY STEPS**

FAISONS DU SHOPPING is a great follow-up life aspect after meeting Jean Bernier in the JE ME PRÉSENTE life aspect.

**DJ DELF KIT online platform access:** <https://rockyourclass.teachable.com/p/faisonsdushopping> This is where you will find all the student and assessment tools you need: all organized and ready for drag and drop sharing! Use these alongside the Interactive Comprehensive Readers as they lead students naturally down the road to French proficiency.

Students will learn about the shopping (magasiner) process in French via new vocabulary and expressions acquired and practiced. Be sure to share the complete animated sketch version video (video 1) and have students engage with videos 2 to 4. At this level, we are acquiring new vocabulary and doing introduction practical activities with new words and expressions related to this life aspect.

Upon successful completion, students will now be ready to shop in authentic French speaking situations and master many part of the shopping experience.

**STEP 1** Together with your students, choose one (or sometimes provide an option of a second) new, big idea final project that will be completed at the end of the life aspect.

Use the included learning goals and success criteria but feel free to co-create your own with your students.

For split classes, have each split class choose their own big idea final project.

**STEP 2** Follow the Great 8+ strategies as outlined in the Interactive Comprehensive Reader and as accessed via the DJ DELF Kit online platform.

Take your time with these 8+ steps as this serves as a solid introduction to the life aspect. Use this time to take a note of where students are at in terms of previous knowledge and direction for future supports.

**STEP 3** Follow the scaffolded journey down the road to French proficiency by following the Activities in order.

For French Level 4, do a review of Activities 1 to 12, then complete the rest of the activities found with this life aspect.

Then, have students complete their chosen big idea final project from Step 1 for this life aspect.



**FAISONS DU SHOPPING !**



2 to 4 weeks

**FULL ONLINE ACCESS  
FRENCH BUNDLE PACK**



**FULL ONLINE ACCESS  
DRAG, DROP & SHARE**

Booster themes, grammar foundation building, and French culture inclusion



1 to 4 weeks

**\*\*\* OPTIONAL SUPPORT IDEAS \*\*\***

Access the ROCK YOUR FRENCH CLASS platform to engage students in many of the videos, songs, activities, sketches, French Missions, and more! Below are a few suggestions. Click [HERE](#) to access the entire quick links map of the complete list of RYFC online platform activities to choose what you believe will work best for you and your students.

**FRENCH THEMES, GRAMMAR, CULTURE**

FRENCH THEMES	FRENCH GRAMMAR	FRENCH CULTURE
➤ ENVIRONNEMENT / NATURE	➤ PRONOMS OBJETS DIRECTS ET INDIRECTS	➤ VIVE LA CANADIENNE

**FRENCH MISSIONS**

50 POINT FRENCH MISSIONS	100 POINT FRENCH MISSIONS	500 POINT FRENCH MISSIONS	1000 POINT FRENCH MISSIONS
#9 — Le transport	#19 — Bon de commande #20 — Trouvez quelqu'un qui...		#39 — Le transport



# ROCK YOUR FRENCH CLASS BUNDLE PACKAGE QUICK LINKS

– Optional supports with direct hyperlinks to the drag, drop, and share Rock Your French Class bundled online platform with all its activities, videos, tools, sketches, French Missions, and more.

FRENCH THEMES	FRENCH GRAMMAR	FRENCH CULTURE
<ul style="list-style-type: none"> <li>➤ ALPHABET</li> <li>➤ BANDES DESSINÉES</li> <li>➤ CALENDRIER (JOURS, MOIS)</li> <li>➤ COULEURS</li> <li>➤ ÉCOLE</li> <li>➤ ENVIRONNEMENT / NATURE</li> <li>➤ EXPRESSIONS</li> <li>➤ FAMILLE</li> <li>➤ FERME</li> <li>➤ FRANÇAIS</li> <li>➤ FUN ! / POUR S'AMUSER</li> <li>➤ JUSTICE SOCIALE</li> <li>➤ NUMÉROS</li> <li>➤ MAISON / CHEZ MOI</li> <li>➤ PARTIES DU CORPS</li> <li>➤ POSITIVITÉ / SANTÉ MENTALE</li> <li>➤ POURQUOI TAKE FRENCH?</li> <li>➤ PRONONCIATION</li> <li>➤ QUESTIONS</li> <li>➤ SPORTS</li> <li>➤ TRANSPORT</li> <li>➤ VÊTEMENTS/LA MODE</li> </ul>	<ul style="list-style-type: none"> <li>➤ ACCENTS</li> <li>➤ ADJECTIFS (LE MONSTRE SOUS MON LIT et DES MOTS DESCRIPTIFS)</li> <li>➤ ADJECTIFS POSSESSIFS</li> <li>➤ ALLER</li> <li>➤ AVOIR (AVOIR et AVOIR II)</li> <li>➤ CONDITIONNEL (A-I-S)</li> <li>➤ ÊTRE (ÊTRE et ÊTRE II)</li> <li>➤ FAIRE</li> <li>➤ FUTUR SIMPLE</li> <li>➤ IMPARFAIT</li> <li>➤ IMPÉRATIF (LA SALLE DE CLASSE et C'EST LE TEMPS)</li> <li>➤ PASSÉ COMPOSÉ (avec AVOIR)</li> <li>➤ PASSÉ COMPOSÉ (DES VERBES IRRÉGULIERS avec AVOIR)</li> <li>➤ PASSÉ COMPOSÉ (DR &amp; MRS VANDERTRAMP avec ÊTRE)</li> <li>➤ PRONOMS PERSONNELS</li> <li>➤ PRONOMS OBJETS DIRECTS ET INDIRECTS</li> <li>➤ PRONONCIATION</li> <li>➤ VERBES EN -ER (MOTS D'ACTION EN -ER - HEY! et SAUTEZ !)</li> <li>➤ VERBES EN -IR (-IR BLUES)</li> <li>➤ VERBES EN -RE (Sans erREur)</li> <li>➤ VERBES PRONOMINAUX (RÉFLÉCHIR)</li> </ul>	<ul style="list-style-type: none"> <li>➤ AH ! SI MON MOINE VOULAIT DANSER</li> <li>➤ ALOUETTE</li> <li>➤ AU CLAIRE DE LA LUNE</li> <li>➤ BONNE FÊTE / JOYEUX ANNIVERSAIRE</li> <li>➤ CANADA(1:20)</li> <li>➤ CARNAVAL DE QUÉBEC</li> <li>➤ CHEVALIERS DE LA TABLE RONDE</li> <li>➤ FRÈRE JACQUES</li> <li>➤ HALLOWEEN</li> <li>➤ NOËL</li> <li>➤ SUR LE PONT D'AVIGNON</li> <li>➤ VIVE LA CANADIENNE</li> </ul>

## FRENCH MISSIONS

50 POINT FRENCH MISSIONS	100 POINT FRENCH MISSIONS	500 POINT FRENCH MISSIONS	1000 POINT FRENCH MISSIONS
<ul style="list-style-type: none"> <li>#1 — À l'école</li> <li>#2 — Les parties du corps</li> <li>#3 — Chez moi</li> <li>#4 — Pourquoi Take French?</li> <li>#5 — Ma famille</li> <li>#6 — Les couleurs</li> <li>#7 — 1-2-3 Cochon</li> <li>#8 — À la mode</li> <li>#9 — Le transport</li> <li>#10 — Le monstre sous mon lit</li> </ul>	<ul style="list-style-type: none"> <li>#11 — Chantez comme Justin Bieber !</li> <li>#12 — Les couleurs</li> <li>#13 — 1-2-3 Cochon</li> <li>#14 — Parlons français !</li> <li>#15 — Traduisez une chanson !</li> <li>#16 — Au passé !(2:07)</li> <li>#17 — Aux placards !</li> <li>#18 — Les mesures</li> <li>#19 — Bon de commande</li> <li>#20 — Trouvez quelqu'un qui...</li> </ul>	<ul style="list-style-type: none"> <li>#21 — Je me présente</li> <li>#22 — Ma journée typique</li> <li>#23 — Un jeu des contraires</li> <li>#24 — Au café</li> <li>#25 — Suivez mes directions !</li> <li>#26 — Mon point de vue</li> <li>#27 — La guerre de compliments</li> <li>#28 — Faisons du shopping !</li> <li>#29 — Agitez vos drapeaux</li> <li>#30 — Défilé de mode</li> </ul>	<ul style="list-style-type: none"> <li>#31 — À l'école</li> <li>#32 — Les parties du corps</li> <li>#33 — Course de numéros</li> <li>#34 — Les objets et les couleurs</li> <li>#35 — Chez moi</li> <li>#36 — Les nationalités</li> <li>#37 — Les couleurs</li> <li>#38 — Google Earth</li> <li>#39 — Le transport</li> <li>#40 — Alphabet maths</li> </ul>

## DJ DELF KIT ASSESSMENT and EVALUATION TOOLS



Click here for quick link access:

➤ [KICKING ASSESSMENT & EVALUATION](#)

BONUS: This quick link includes many national and provincial curriculum guides

## LIFE ASPECTS QUICK LINKS TO DRAG, DROP & SHARE TOOLS AND RESOURCES

JE ME PRÉSENTE	MA JOURNÉE TYPIQUE	C'EST MOI
<ul style="list-style-type: none"> <li>➤ 1-2-3 EASY STEPS</li> <li>➤ ACTIVITÉ 1</li> <li>➤ LA CHANSON (SONG)</li> <li>➤ LA CHANSON (VERSION INSTRUMENTALE)</li> <li>➤ LE VIDÉOCLIP (MUSIC VIDEO)</li> <li>➤ LE VIDÉOCLIP KARAOKE (KARAOKE VIDEO)</li> <li>➤ ACTIVITÉ 2</li> <li>➤ ACTIVITÉ 3</li> <li>➤ ACTIVITÉ 4</li> <li>➤ ACTIVITÉ 5</li> <li>➤ ACTIVITÉ 6</li> <li>➤ ACTIVITÉ 7</li> <li>➤ ACTIVITÉ 8</li> <li>➤ LA VIDÉO ANIMÉE DU SKETCH 1 (VERSION COMPLÈTE)</li> <li>➤ LA VIDÉO ANIMÉE DU SKETCH 2 (PARLONS AVEC LA FILLE)</li> <li>➤ LA VIDÉO ANIMÉE DU SKETCH 3 (PARLONS AVEC LE GARÇON)</li> <li>➤ LA VIDÉO ANIMÉE DU SKETCH 4 (PARLONS ENSEMBLE)</li> <li>➤ ACTIVITÉ 9</li> <li>➤ ACTIVITÉ 10</li> <li>➤ ACTIVITÉ 11</li> <li>➤ ACTIVITÉ 12</li> <li>➤ ACTIVITÉ 13</li> <li>➤ ACTIVITÉ 14</li> <li>➤ ACTIVITÉ 15</li> <li>➤ JE ME PRÉSENTE BREAKOUT CHALLENGE</li> <li>➤ KAHOTS ET EXTRAS</li> </ul>	<ul style="list-style-type: none"> <li>➤ 1-2-3 EASY STEPS</li> <li>➤ ACTIVITÉ 1</li> <li>➤ LA CHANSON (SONG)</li> <li>➤ LA CHANSON (VERSION INSTRUMENTALE)</li> <li>➤ LE VIDÉOCLIP (MUSIC VIDEO)</li> <li>➤ LE VIDÉOCLIP KARAOKE (KARAOKE VIDEO)</li> <li>➤ ACTIVITÉ 2</li> <li>➤ ACTIVITÉ 3</li> <li>➤ ACTIVITÉ 4</li> <li>➤ ACTIVITÉ 5</li> <li>➤ ACTIVITÉ 6</li> <li>➤ ACTIVITÉ 7</li> <li>➤ ACTIVITÉ 8</li> <li>➤ LA VIDÉO ANIMÉE DU SKETCH 1 (VERSION COMPLÈTE)</li> <li>➤ LA VIDÉO ANIMÉE DU SKETCH 2 (PARLONS AVEC LA FILLE)</li> <li>➤ LA VIDÉO ANIMÉE DU SKETCH 3 (PARLONS AVEC LE GARÇON)</li> <li>➤ LA VIDÉO ANIMÉE DU SKETCH 4 (PARLONS ENSEMBLE)</li> <li>➤ ACTIVITÉ 9</li> <li>➤ ACTIVITÉ 10</li> <li>➤ ACTIVITÉ 11</li> <li>➤ ACTIVITÉ 12</li> <li>➤ ACTIVITÉ 13</li> <li>➤ ACTIVITÉ 14</li> <li>➤ ACTIVITÉ 15</li> <li>➤ MJT OFFICIAL MUSIC VIDEO &amp; QUESTIONS GUIDE</li> <li>➤ KAHOTS ET EXTRAS</li> </ul>	<ul style="list-style-type: none"> <li>➤ 1-2-3 EASY STEPS</li> <li>➤ ACTIVITÉ 1</li> <li>➤ LA CHANSON (SONG)</li> <li>➤ LA CHANSON (VERSION INSTRUMENTALE)</li> <li>➤ LE VIDÉOCLIP (MUSIC VIDEO)</li> <li>➤ LE VIDÉOCLIP KARAOKE (KARAOKE VIDEO)</li> <li>➤ ACTIVITÉ 2</li> <li>➤ ACTIVITÉ 3</li> <li>➤ ACTIVITÉ 4</li> <li>➤ ACTIVITÉ 5</li> <li>➤ ACTIVITÉ 6</li> <li>➤ ACTIVITÉ 7</li> <li>➤ ACTIVITÉ 8</li> <li>➤ ACTIVITÉ 9</li> <li>➤ ACTIVITÉ 10</li> <li>➤ LA VIDÉO ANIMÉE DU SKETCH 1 (VERSION COMPLÈTE)</li> <li>➤ LA VIDÉO ANIMÉE DU SKETCH 2 (PARLONS AVEC LA FILLE)</li> <li>➤ LA VIDÉO ANIMÉE DU SKETCH 3 (PARLONS AVEC LE GARÇON)</li> <li>➤ LA VIDÉO ANIMÉE DU SKETCH 4 (PARLONS ENSEMBLE)</li> <li>➤ ACTIVITÉ 11</li> <li>➤ ACTIVITÉ 12</li> <li>➤ ACTIVITÉ 13</li> <li>➤ ACTIVITÉ 14</li> <li>➤ ACTIVITÉ 15</li> <li>➤ KAHOTS ET EXTRAS</li> </ul>

FAISONS DU SHOPPING (MAGASINER)	SUIVEZ MES DIRECTIONS	AU CAFÉ DELF
<ul style="list-style-type: none"> <li>➤ 1-2-3 EASY STEPS</li> <li>➤ ACTIVITÉ 1</li> <li>➤ LA CHANSON (SONG)</li> <li>➤ LA CHANSON (VERSION INSTRUMENTALE)</li> <li>➤ LE VIDÉOCLIP (MUSIC VIDEO)</li> <li>➤ LE VIDÉOCLIP KARAOKE (KARAOKE VIDEO)</li> <li>➤ ACTIVITÉ 2</li> <li>➤ ACTIVITÉ 3</li> <li>➤ ACTIVITÉ 4</li> <li>➤ ACTIVITÉ 5</li> <li>➤ LA VIDÉO ANIMÉE DU SKETCH 1 (VERSION COMPLÈTE)</li> <li>➤ LA VIDÉO ANIMÉE DU SKETCH 2 (PARLONS AVEC LA FILLE)</li> <li>➤ LA VIDÉO ANIMÉE DU SKETCH 3 (PARLONS AVEC LE GARÇON)</li> <li>➤ LA VIDÉO ANIMÉE DU SKETCH 4 (PARLONS ENSEMBLE)</li> <li>➤ ACTIVITÉ 6</li> <li>➤ ACTIVITÉ 7</li> <li>➤ ACTIVITÉ 8</li> <li>➤ ACTIVITÉ 9</li> <li>➤ ACTIVITÉ 10</li> <li>➤ ACTIVITÉ 11</li> <li>➤ ACTIVITÉ 12</li> <li>➤ ACTIVITÉ 13</li> <li>➤ KAHOOTS ET EXTRAS</li> </ul>	<ul style="list-style-type: none"> <li>➤ 1-2-3 EASY STEPS</li> <li>➤ ACTIVITÉ 1</li> <li>➤ CARTES DE LA VILLE DE DJ DELF</li> <li>➤ LA CHANSON (SONG)</li> <li>➤ LA CHANSON (VERSION INSTRUMENTALE)</li> <li>➤ LE VIDÉOCLIP (MUSIC VIDEO)</li> <li>➤ LE VIDÉOCLIP KARAOKE (KARAOKE VIDEO)</li> <li>➤ ACTIVITÉ 2</li> <li>➤ ACTIVITÉ 3</li> <li>➤ ACTIVITÉ 4</li> <li>➤ ACTIVITÉ 5</li> <li>➤ ACTIVITÉ 6</li> <li>➤ ACTIVITÉ 7</li> <li>➤ ACTIVITÉ 8</li> <li>➤ LA VIDÉO ANIMÉE DU SKETCH 1 (VERSION COMPLÈTE)</li> <li>➤ LA VIDÉO ANIMÉE DU SKETCH 2 (PARLONS AVEC LA FILLE)</li> <li>➤ LA VIDÉO ANIMÉE DU SKETCH 3 (PARLONS AVEC LE GARÇON)</li> <li>➤ LA VIDÉO ANIMÉE DU SKETCH 4 (PARLONS ENSEMBLE)</li> <li>➤ ACTIVITÉ 9</li> <li>➤ ACTIVITÉ 10</li> <li>➤ ACTIVITÉ 11</li> <li>➤ ACTIVITÉ 12</li> <li>➤ ACTIVITÉ 13</li> <li>➤ ACTIVITÉ 14</li> <li>➤ ACTIVITÉ 15</li> <li>➤ KAHOOTS ET EXTRAS</li> </ul>	<ul style="list-style-type: none"> <li>➤ 1-2-3 EASY STEPS</li> <li>➤ ACTIVITÉ 1</li> <li>➤ LA CHANSON (SONG)</li> <li>➤ LA CHANSON (VERSION INSTRUMENTALE)</li> <li>➤ LE VIDÉOCLIP (MUSIC VIDEO)</li> <li>➤ LE VIDÉOCLIP KARAOKE (KARAOKE VIDEO)</li> <li>➤ ACTIVITÉ 2</li> <li>➤ ACTIVITÉ 3</li> <li>➤ ACTIVITÉ 4</li> <li>➤ ACTIVITÉ 5</li> <li>➤ ACTIVITÉ 6</li> <li>➤ ACTIVITÉ 7</li> <li>➤ ACTIVITÉ 8</li> <li>➤ ACTIVITÉ 9</li> <li>➤ ACTIVITÉ 10</li> <li>➤ LA VIDÉO ANIMÉE DU SKETCH 1 (VERSION COMPLÈTE)</li> <li>➤ LA VIDÉO ANIMÉE DU SKETCH 2 (PARLONS AVEC LA FILLE)</li> <li>➤ LA VIDÉO ANIMÉE DU SKETCH 3 (PARLONS AVEC LE GARÇON)</li> <li>➤ LA VIDÉO ANIMÉE DU SKETCH 4 (PARLONS ENSEMBLE)</li> <li>➤ ACTIVITÉ 11</li> <li>➤ ACTIVITÉ 12</li> <li>➤ ACTIVITÉ 13</li> <li>➤ ACTIVITÉ 14</li> <li>➤ ACTIVITÉ 15</li> <li>➤ KAHOOTS ET EXTRAS</li> </ul>

MON POINT DE VUE	UNE PLANÈTE À PARTAGER	BRAVO
<ul style="list-style-type: none"> <li>➤ 1-2-3 EASY STEPS</li> <li>➤ ACTIVITÉ 1</li> <li>➤ LA CHANSON (SONG)</li> <li>➤ LA CHANSON (VERSION INSTRUMENTALE)</li> <li>➤ LE VIDÉOCLIP (MUSIC VIDEO)</li> <li>➤ LE VIDÉOCLIP KARAOKE (KARAOKE VIDEO)</li> <li>➤ ACTIVITÉ 2</li> <li>➤ ACTIVITÉ 3</li> <li>➤ ACTIVITÉ 4</li> <li>➤ ACTIVITÉ 5</li> <li>➤ ACTIVITÉ 6</li> <li>➤ LA VIDÉO ANIMÉE DU SKETCH 1 (VERSION COMPLÈTE)</li> <li>➤ LA VIDÉO ANIMÉE DU SKETCH 2 (PARLONS AVEC LA FILLE)</li> <li>➤ LA VIDÉO ANIMÉE DU SKETCH 3 (PARLONS AVEC LE GARÇON)</li> <li>➤ LA VIDÉO ANIMÉE DU SKETCH 4 (PARLONS ENSEMBLE)</li> <li>➤ ACTIVITÉ 7</li> <li>➤ ACTIVITÉ 8</li> <li>➤ ACTIVITÉ 9</li> <li>➤ ACTIVITÉ 10</li> <li>➤ ORGANISATEUR GRAPHIQUE #1</li> <li>➤ ORGANISATEUR GRAPHIQUE #2</li> <li>➤ ORGANISATEUR GRAPHIQUE #3</li> <li>➤ ORGANISATEUR GRAPHIQUE #4</li> <li>➤ ORGANISATEUR GRAPHIQUE #5</li> <li>➤ KAHOTS ET EXTRAS</li> </ul>	<ul style="list-style-type: none"> <li>➤ 1-2-3 EASY STEPS</li> <li>➤ ACTIVITÉ 1</li> <li>➤ LA CHANSON (SONG)</li> <li>➤ LA CHANSON (VERSION INSTRUMENTALE)</li> <li>➤ LE VIDÉOCLIP (MUSIC VIDEO)</li> <li>➤ LE VIDÉOCLIP KARAOKE (KARAOKE VIDEO)</li> <li>➤ ACTIVITÉ 2</li> <li>➤ ACTIVITÉ 3</li> <li>➤ ACTIVITÉ 4</li> <li>➤ ACTIVITÉ 5</li> <li>➤ ACTIVITÉ 6</li> <li>➤ ACTIVITÉ 7</li> <li>➤ ACTIVITÉ 8</li> <li>➤ ACTIVITÉ 9</li> <li>➤ ACTIVITÉ 10</li> <li>➤ LA VIDÉO ANIMÉE DU SKETCH 1 (VERSION COMPLÈTE)</li> <li>➤ LA VIDÉO ANIMÉE DU SKETCH 2 (PARLONS AVEC LA FILLE)</li> <li>➤ LA VIDÉO ANIMÉE DU SKETCH 3 (PARLONS AVEC LE GARÇON)</li> <li>➤ LA VIDÉO ANIMÉE DU SKETCH 4 (PARLONS ENSEMBLE)</li> <li>➤ ACTIVITÉ 11</li> <li>➤ ACTIVITÉ 12</li> <li>➤ ACTIVITÉ 13</li> <li>➤ ACTIVITÉ 14</li> <li>➤ ACTIVITÉ 15</li> <li>➤ QUIZLET ET EXTRAS</li> </ul>	<ul style="list-style-type: none"> <li>➤ 1-2-3 EASY STEPS</li> <li>➤ ACTIVITÉ 1</li> <li>➤ LA CHANSON (SONG)</li> <li>➤ LA CHANSON (VERSION INSTRUMENTALE)</li> <li>➤ LE VIDÉOCLIP (MUSIC VIDEO)</li> <li>➤ LE VIDÉOCLIP KARAOKE (KARAOKE VIDEO)</li> <li>➤ ACTIVITÉ 2</li> <li>➤ ACTIVITÉ 3</li> <li>➤ ACTIVITÉ 4</li> <li>➤ ACTIVITÉ 5</li> <li>➤ ACTIVITÉ 6</li> <li>➤ LA VIDÉO ANIMÉE DU SKETCH 1 (VERSION COMPLÈTE)</li> <li>➤ LA VIDÉO ANIMÉE DU SKETCH 2 (PARLONS AVEC LA FILLE)</li> <li>➤ LA VIDÉO ANIMÉE DU SKETCH 3 (PARLONS AVEC LE GARÇON)</li> <li>➤ LA VIDÉO ANIMÉE DU SKETCH 4 (PARLONS ENSEMBLE)</li> <li>➤ ACTIVITÉ 7</li> <li>➤ ACTIVITÉ 8</li> <li>➤ ACTIVITÉ 9</li> <li>➤ ROCK VIDEO MAKING UNIT</li> <li>➤ ROCK VIDEO CHECKLIST</li> <li>➤ DAILY EVALUATION TOOL</li> <li>➤ LA FEUILLE DE CHORÉGRAPHIE</li> <li>➤ GRILLES D'ÉVALUATION</li> <li>➤ KAHOTS ET EXTRAS</li> </ul>

#### WORKING WITH PDFs



Click here for quick link access to dozens of ways to use PDFs with your students:

- [WORKING WITH PDFs](#)

## DJ DELF DAILIES QUICK LINKS

Over nine hours of bell work/conversation starters/learning springboards

STUDENT TOOLS	ASSESSMENT TOOLS	LES SUJETS DU JOUR
<ul style="list-style-type: none"> <li>➤ <a href="#">STUDENT AND TEACHER TOOLS</a></li> </ul>	<ul style="list-style-type: none"> <li>➤ <a href="#">GORGEOUS GRIDS!</a></li> </ul>	<ul style="list-style-type: none"> <li>➤ <a href="#">ABOUT - LES SUJETS DU JOUR</a></li> <li>➤ <a href="#">115 SUJET DU JOUR VIDEOS</a></li> </ul>
LES ÉNIGMES DU JOUR	JEUDIMAGE	MARDI MUSIQUE
<ul style="list-style-type: none"> <li>➤ <a href="#">ABOUT - LES ÉNIGMES DU JOUR</a></li> <li>➤ <a href="#">115 ÉNIGMES DU JOUR</a></li> </ul>	<ul style="list-style-type: none"> <li>➤ <a href="#">ABOUT - JEUDIMAGE</a></li> <li>➤ <a href="#">40 JEUDIMAGE VIDEOS</a></li> </ul>	<ul style="list-style-type: none"> <li>➤ <a href="#">ABOUT - MARDI MUSIQUE</a></li> <li>➤ <a href="#">40 MARDI MUSIQUE VIDEOS</a></li> </ul>

## BOOK A CONCERT/INTERVIEW with DJ DELF, ÉTIENNE or the French pop-rock band NOUS

	<p>You pick the songs, the questions, and the special shoutouts to your students... we do the rest!</p> <ul style="list-style-type: none"> <li>• <a href="#">BOOK A YEARLONG DJ DELF FRENCH CONCERT EXPERIENCE TODAY!</a></li> </ul>
--	--

The DJ DELF Kit PLUS comes with 24/7 support. Reach out to a ROCK YOUR CLASS team member.

[www.rockyourclass.com](http://www.rockyourclass.com)   [info@educorock.com](mailto:info@educorock.com)   519-969-1817 (fax)