

Maj7 Chords

Maj7 chords come from the major scale and are used to bring out a Maj7 color when comping over major family chords.

Here's the interval formula for the Maj7 chord.

Maj7 = R-3-5-7

Below are 4 fingerings for Maj7 chords.

Begin by learning one fingering and running it in 12 keys to get it under your fingers, in your ears, and onto the fretboard.

From there, add that shape to your comping, chord soloing, or chord melody arrangements as you integrate the Maj7 sound into your harmonic vocabulary.

Then, when ready, learn a second Maj7 chord shape and repeat that process as you expand this sound across the fretboard.

After you have a few Maj7 shapes under your fingers, you can mix them together in your playing.

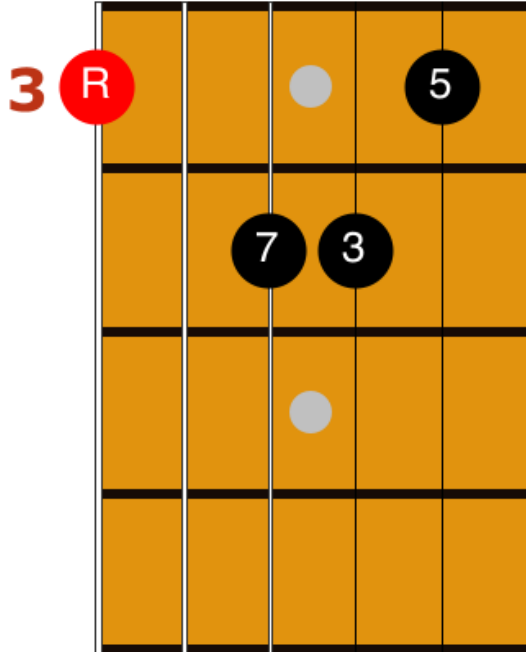
Just remember, it's not how many chord shapes that makes you a better player, it's how creative you are with the shapes you know.

So, learn one shape, if you feel the need add a second, but don't learn shapes because they exist, or you feel you have to.

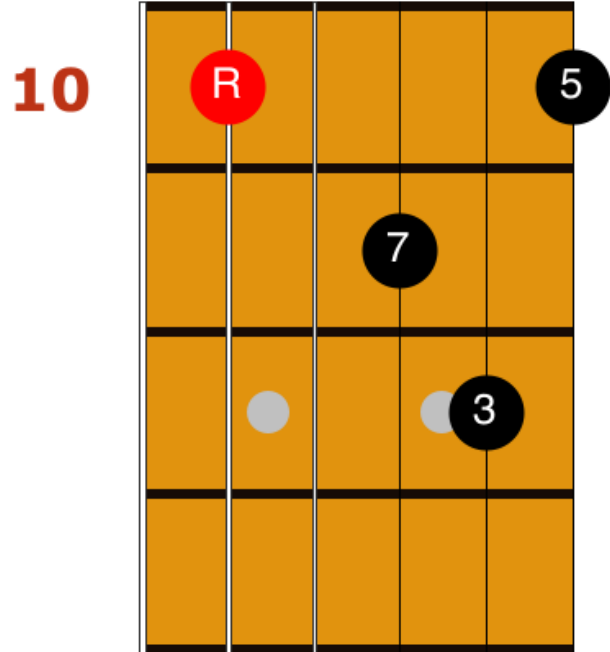
Experiment with picking patterns, different rhythms, chromatic ornaments, etc. as you learn each new shape to see how far you can take it in your playing.

Have fun as you learn to play and use the Maj7 chord sound on the fretboard.

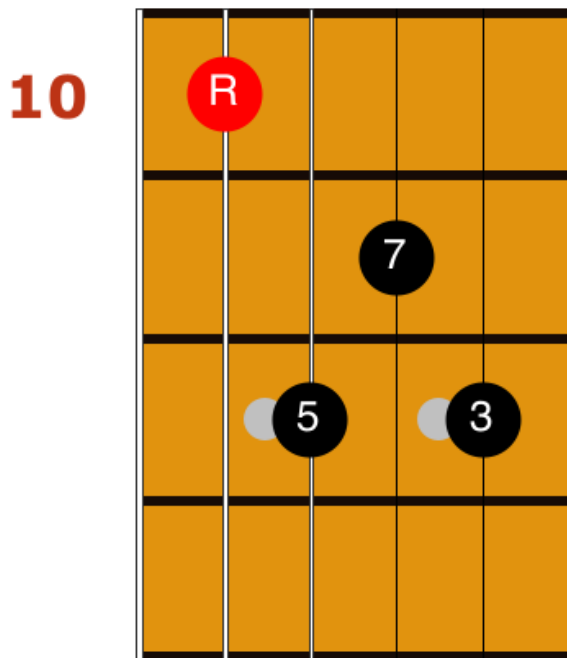
Gmaj7



Gmaj7



Gmaj7



Gmaj7

