



Introduction to Statistics

* You don't need to remember the formulae for the exam *

→

→

→

↳

↳

↳

↳

→

→

→

→

↳

→

Chi-Squared Test →

Correlation Coefficient →

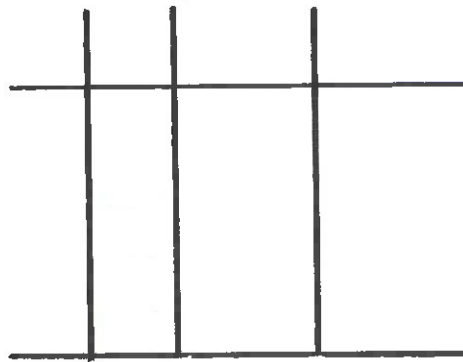
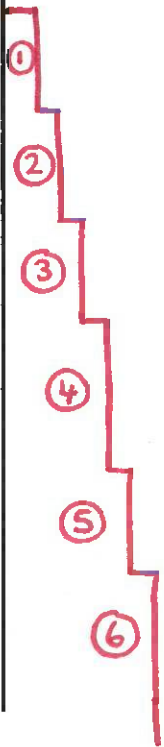
Student's T-test →

Standard Deviation



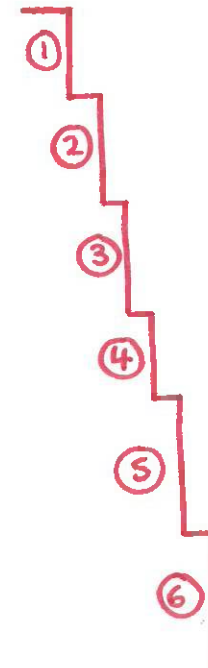
_____ :

The Equation



How does SD Help

-
-
-
-






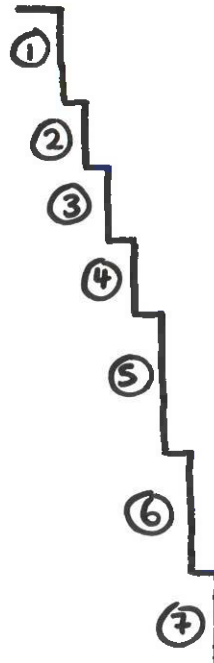
Student's t-Test

Null Hypothesis

The Equation



Steps



Critical Value

Degree of Freedom





Chi-Squared Test

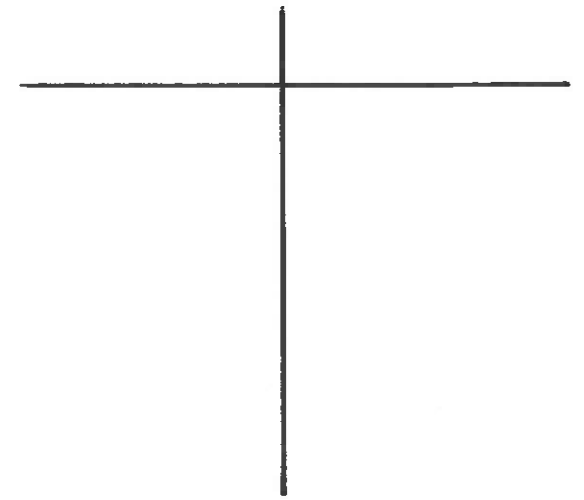
- 1
- 2
- 3
- 4
- 5

Null Hypothesis

The Equation

Degree of Freedom

Critical Value





Correlation Coefficient

- 1
- 2
- 3
- 4
- 5

The Equation

Group 1	Rank	Group 2	Rank	d	d ²

