

TRAVEL WRITING

CRAFTING YOUR NARRATIVE
FOR STORIES, ARTICLES,
BLOGS, AND BOOKS

CARLA KING

WWW.CARLAKING.COM

WWW.SELFPUBBOOTCAMPCOURSES.COM



ABOUT ME

WWW.CARLAKING.COM

- Writer and adventurer
- Tech writer and geek
- Pro blogger
- Journalist
- Author
- Editor
- Publisher
- Self-publishing expert
- Speaker, workshop leader



COURSE OVERVIEW

Q&A: What is a travel writing?

Exercise: Choose your story

1. Shape: beginning, middle, end
2. Structure: scenes, theme, plot
3. Arcs: narrative, character
4. Layering: risk, history & ologies, verbs, POV, sensual details, editing
5. Commercial Success: Editors, platform

WHAT IS TRAVEL WRITING?

A travel narrative is the crafted evocation of a journey, usually written in the first person, that is structured as a sequence of anecdotes/scenes, and that presents a quest that illuminates a place and culture...

Here's what you have to do:

1. Figure out what the lesson of your travel experience/story is.
2. Figure out what steps led you to learn that lesson.
3. Recreate those steps in your mind.
4. Recreate those steps in words so the reader can live them with you.
5. Craft your tale with a beginning, middle and end that shape and convey your lesson.



- Don George

EXERCISE: CHOOSE YOUR STORY

Choose a story you want to work on during this course.

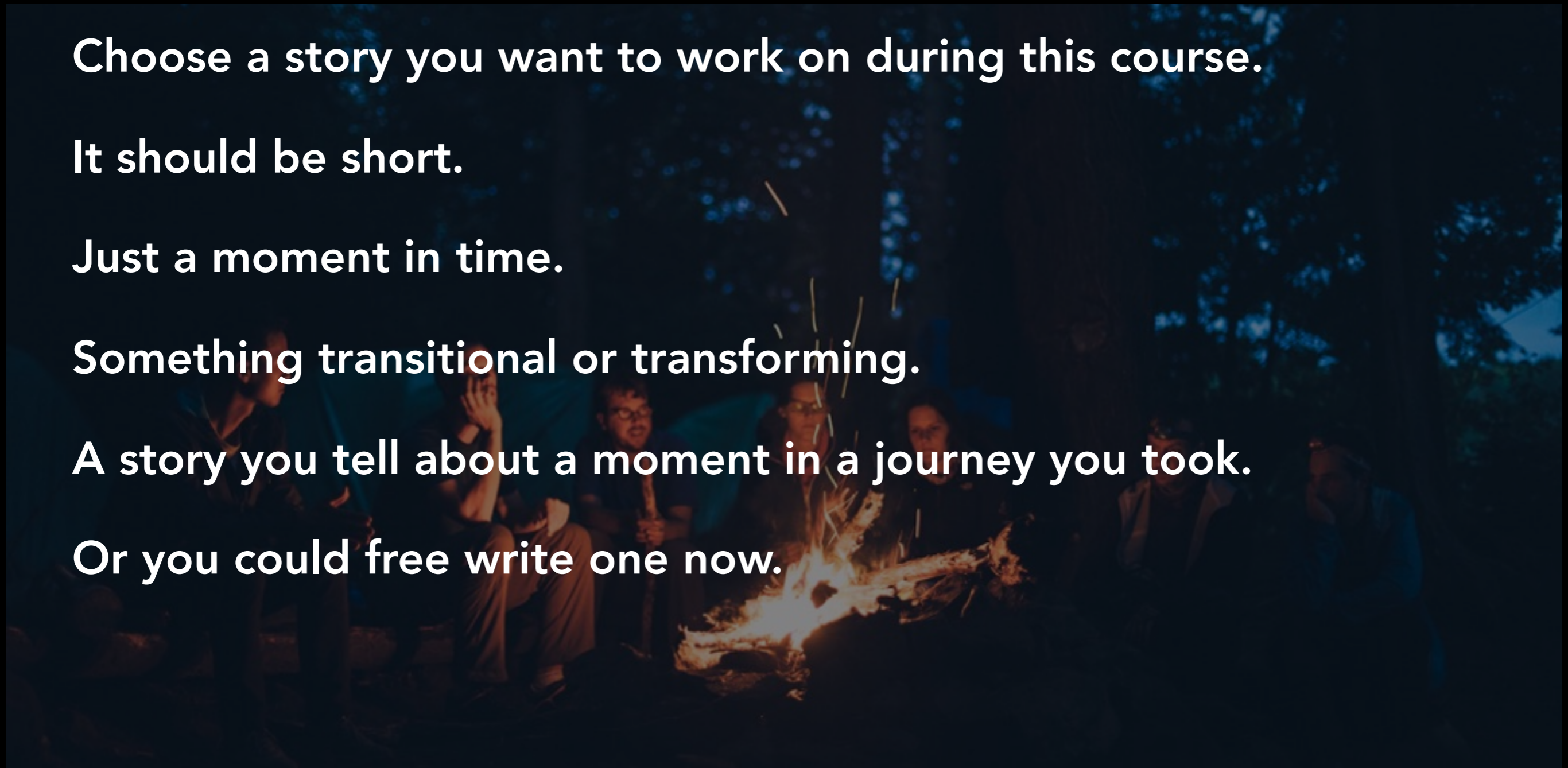
It should be short.

Just a moment in time.

Something transitional or transforming.

A story you tell about a moment in a journey you took.

Or you could free write one now.



EXAMPLE

MY STORY START (FREEWRITE)

I am setting up my tent in the field with the baobab tree. The woman who appears from out of nowhere has beads of sweat where her hair meets her forehead, delicate wispy strands sticking to her forehead. The child behind her tugs at my tent, which for now, lies flat on the golden dry grass. A fly buzzes loudly, and the heat sends the scent of dry dirt in waves into the air around us.




Another child arrives, and another, and now several more and they all have their little hands on everything, my tent and my tent stakes, my bicycle panniers, now they're taking my bicycle away. The woman speaks to me in a language I will never learn, I try French, but she continues, holding me by the wrist...

SHAPE

- Beginning
- Middle
- End

Beginning, Middle, and End Interactive Notebook

Cut out the entire rectangle. Cut on the dotted lines between the flaps. Only glue behind the letters. Write the beginning, middle, and end under each flap.

	<p>Who are the <u>characters</u>?</p> <p>What is the <u>setting</u>?</p>
	<p>What is the <u>problem</u>?</p> <p>What happens to the <u>characters</u>?</p>
	<p>How are the characters <u>different</u> than they were at the beginning of the story?</p> <p>What is the <u>solution</u>?</p>

STRUCTURE

- Scenes
- Theme
- Plot



ARCS

- Narrative (Story) Arcs
- Character Arcs

LAYERING



- Risk (inner journey)
- Sensual Detail
- Research
- Verbs
- Dialogue
- POV
- Perspective

COMMERCIAL SUCCESS

- Business
- Repurposing
- Marketing
- Social Media
- ...





OKAY...

ON TO

THE COURSE