

SudoHopper3D

Lines. Shapes. Iterations. Parameters. Components. Random designs. Creativity. This and more is what students get when they play with **SudoHopper3D**.

“You cannot teach today the same way you did yesterday to prepare students for tomorrow.”

- John Dewey

Very early in life, humans develop a natural curiosity about pretty much everything, from how things work, to their surrounding world and its shapes. They try to figure out and identify these shapes right from the start, even when they can barely see.

By pure instinct, humans try to solve all problems--from the simplest one-step problems to very complex ones that have infinite solutions. There is an endless array of possibilities where each student grows and experiences their own freedom.

“Education, for most people, means trying to lead the child to resemble the typical adult of his society... but for me and no one else, education means making creators... You have to make inventors... not conformists”, said recognized psychologist Jean Piaget who dedicated his life to observe the way children learn.

Through history, psychologists, philosophers, and educators have learned that the best tools a student can have are those that allow them to creatively venture outside of their comfort zones to explore the unknown. We think that **SudoHopper3D** is one of those tools.

“The purpose of education is to replace an empty mind with an open one.”

- Malcolm Forbes

As educators, we have the responsibility to be role models to our pupils. We must not fear implementing new techniques and technologies--techniques and technologies that will improve the quality of the education our students receive. Once the teacher and student find a harmonious partnership, a lasting impact will occur. So keep in mind Alvin Toffler's words: “The illiterate of the 21st Century will not be those who cannot read and write, but those who cannot learn, unlearn, and relearn.”

About SudoHopper3D:

Grasshopper® is a graphical algorithm editor tightly integrated with Rhinoceros® (Rhino) 3D modeling software. Grasshopper offers new ways to develop and control computer generated models, together with presetting repetitive processes and producing geometry through mathematical functions; a form created by a series of mathematical operations instead of conventional commands.

To help in learning Grasshopper, we have created **SudoHopper3D**, a card game to improve the overall understanding of parametric thinking. **SudoHopper3D** playfully takes you on a journey through mathematics, algorithms and basic coding. Players surprisingly learn concepts such as vector geometry and trigonometry.

SudoHopper3D advantages do not stop at simple math skills. Besides the unique math portion of the game, players also learn problem-solving, logic, and sequential reasoning in a socially interrelated and entertaining environment.

GAME RULES

Number of players: 3+

Ages: 12 and up

Objective:

Players need to create a definition to generate the selected assignment.

SudoHopper3D VOD videos:

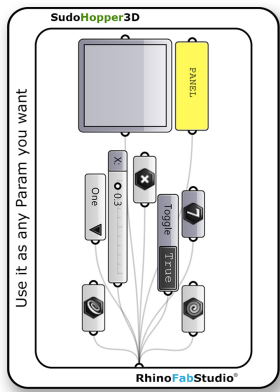
We recommend players may rent the Level 1 videos from our Vimeo On Demand page. These videos will show different ways to write the definition that solves each assignment. The videos are available in either English or Spanish.

SudoHopper3D Cards:

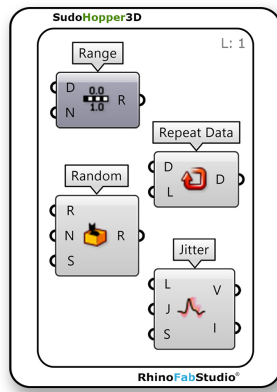
For the initial level (L1), there are a total of **126** cards, divided into four types:

- A) Params (Parameters) = 8
- B) Components = 72 (3 of each)
- C) Wild cards = 12 (3 of each)
- D) Assignments = 32 + 2 blank assignment cards

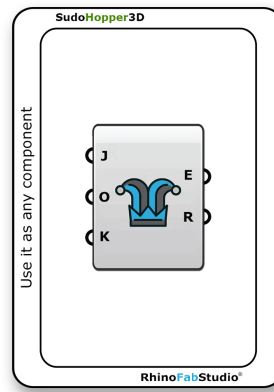
***Please note:** In the game cards that follow this PDF, there are total of 160 cards. Use only **126** when playing the game, the extra cards you may use them as a backup to replace damaged cards.



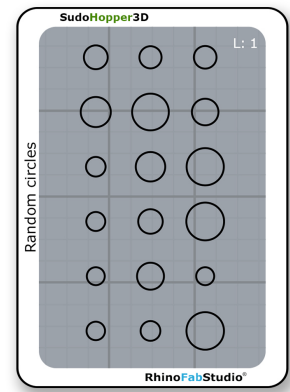
Parameters



Components



Wild Cards



Assignments

There are 8 Parameter cards, 72 Component cards, 12 Wild cards, and 32 Assignments (+2 black Assignment cards). Every Component and Wild card has 3 of each to allow other players to complete the definition. However, remember that there are several ways a player can write the definition to the according Assignment.

Rent out our **VOD videos** to see the different ways to write the definition. The videos are available in either English or Spanish.

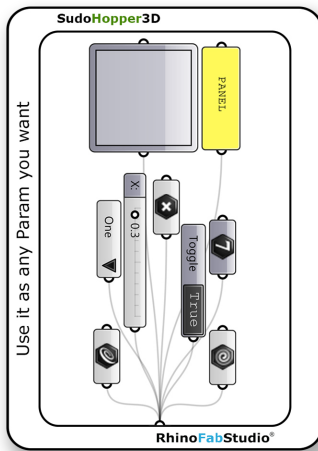
For the playing cards, you have the option to use the one on this free PDF file that comes with all the cards needed for playing **SudoHopper3D** or order the physical cards online from MPC at www.sudohopper3d.com.

Getting Started:


Set up 3 sets of cards.

1. **Set #1:** 8 of the Parameter cards
2. **Set #2:** All of the Components (72) + all the Wild cards (12)
3. **Set #3:** All the Assignments (32) + 2 blank Assignment cards

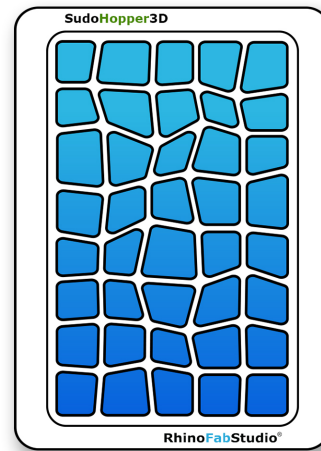
- Shuffle cards from Set #2. Deal 3 cards to each player. Place the remaining cards face down as a draw pile. Players should display their 3 cards in front of them all the time for others to see (this is part of the learning experience).
- The first player randomly selects the first Assignment card from Set #3. Note that this pile should be face down. The Assignment selected should be placed face up for everyone to see. Players try to create the definition to solve the assignment with the cards they were dealt.
- Players, when it's their turn, can either grab a Parameter card or a card from Set #2.



Parameters



All Components +
all Wild Cards



Assignments

Game Play:

The player that chooses the Assignment card starts the game. The player has 2 possibilities and can use them in this order:

1. Discard 2 unnecessary cards from his/her hand of cards to a new "Recycle pile" and select only one new card from Set #2
2. Draw an extra card from Set #2

Note:

- The player can either select a card from Set #2, or grab a Parameter card if needed.
- The unnecessary cards should be in a separate pile facing up.

The game should continue counter clockwise. The following player has the same possibilities. Every player should try to create the definition.

If any players have Wild cards in their hand, they can use them as an advantage to write the code first or to prevent other players from creating their definition.

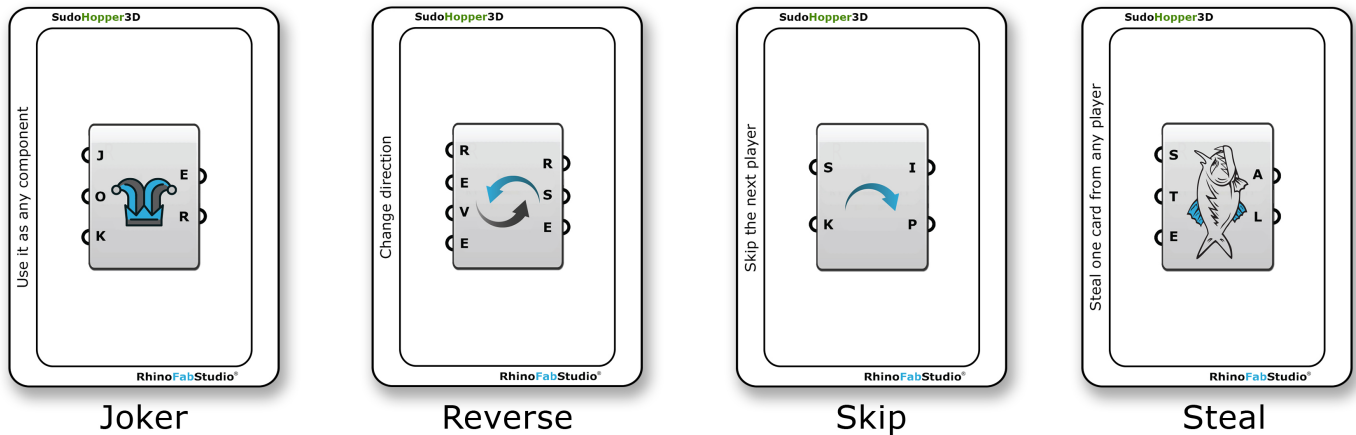
When any player believes they have developed the right code for the assignment, they should shout: "Bake," and lay out the cards in order to show everyone their definition.

The player that shouts: "Bake," and is able to prove the definition first, wins the game.

Note:

- Remember, in some cases the player might be required to prove the definition to make sure it works.

Types of Wild Cards:



- **Joker:** This card represents any Component or Parameter.
- **Reverse:** If playing counter clockwise, switch to clockwise or vice versa.
- **Skip:** When a player places this card, the next player has to skip their turn.
- **Steal:** You can either steal a card from any player or from the Recycle pile.

Alternative Game Play:

SudoHopper3D can also be played using Grasshopper in a computer classroom. The teacher can show an Assignment card and students must try to complete the definition in the computer in the shortest period of time.

Notes:

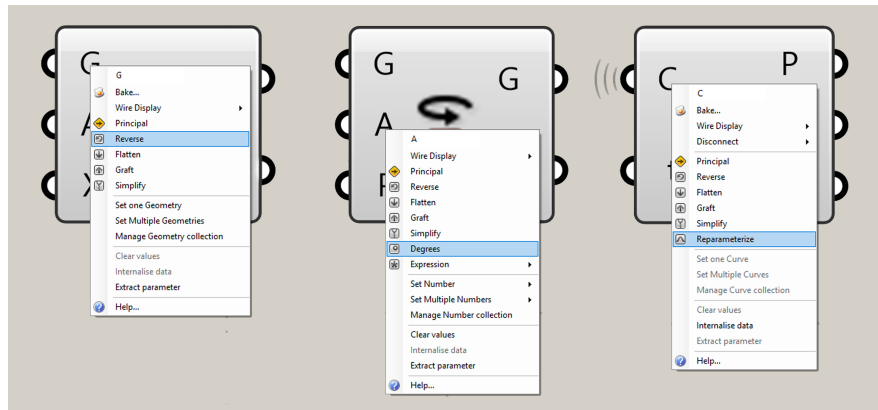
- Steal is one of the Wild cards. You can either steal a card from any player or from the Recycle pile where players have dropped their unnecessary cards. Since a definition can be completed in different ways, a card that is unnecessary to one player may be useful to another.
- If a player chooses to steal a card from an opponents, the target player should shuffle and hide the card's contents to make it harder for the player stealing the card to snip the card needed.
- Every Component and Parameter card can be used as many times as necessary to complete the definition. For example, you can use 2 arcs to make a circle.
- If you have the solution to the definition as soon as the cards are dealt, shout, "**Bake**" before the next player's turn.
- Warning! Since other players are looking at your cards, anyone can declare "**Bake**" after your turn and win with your cards.

- A Parameter card can be used as one or all the following:
 1. Any number (natural, whole, integer, rational).
 2. As a selecting tool to any basic geometry (circle, rectangle, polygon, line, etc.)


Note:

- This card can be used as either a number or a selecting tool. When using it as a number, you can use it as any number multiple times throughout your definition. When using as a selecting tool, you can use it only as one basic geometry.

- Players cannot use the shortcut commands that are inside the components. They must use the card representing that command or function.




SudoHopper3D




RhinoFabStudio®

RhinoFabStudio®



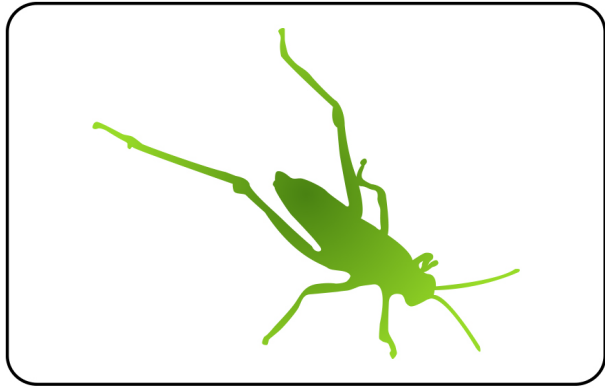
SudoHopper3D

SudoHopper3D




RhinoFabStudio®

RhinoFabStudio®




SudoHopper3D

SudoHopper3D




RhinoFabStudio®

RhinoFabStudio®




SudoHopper3D

SudoHopper3D



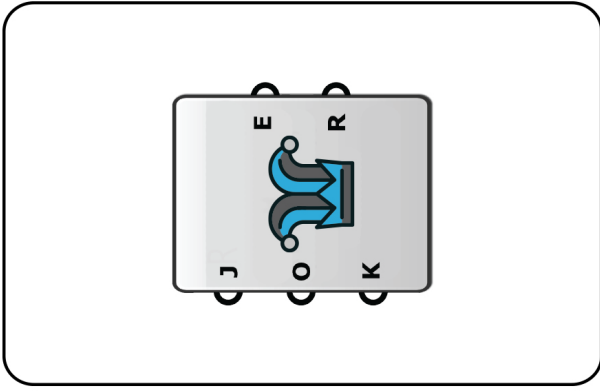
RhinoFabStudio®

RhinoFabStudio®



SudoHopper3D

SudoHopper3D

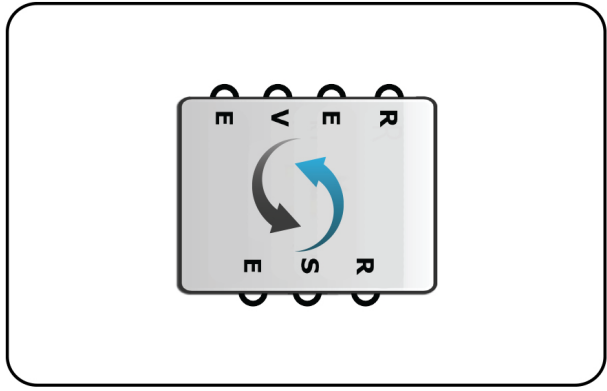


Use it as any component

RhinoFabStudio®

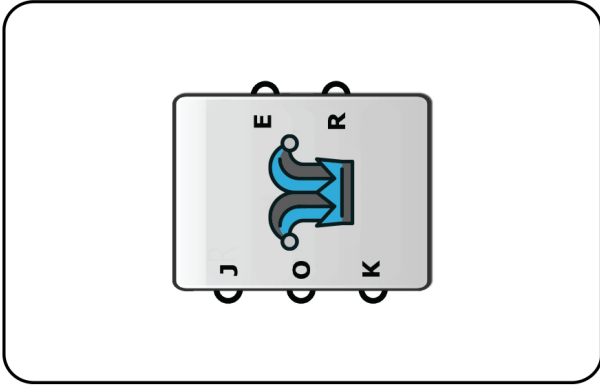
RhinoFabStudio®

Change direction



SudoHopper3D

SudoHopper3D

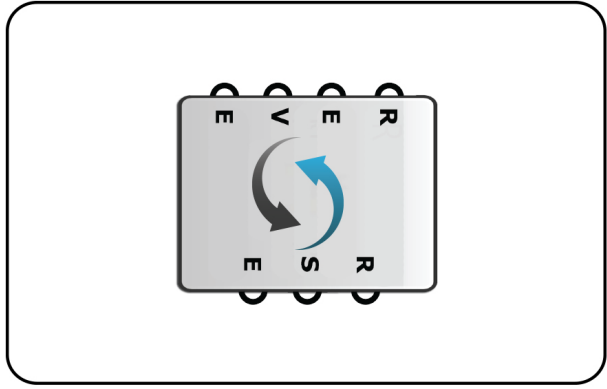


Use it as any component

RhinoFabStudio®

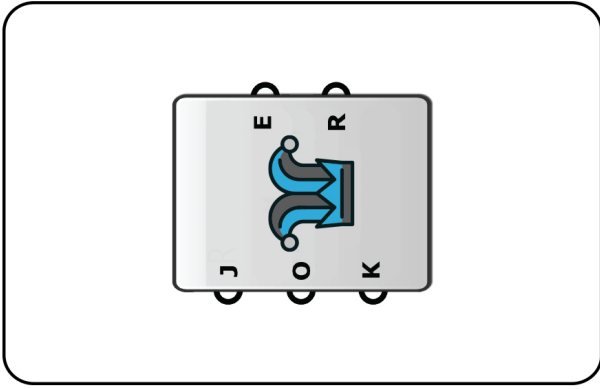
RhinoFabStudio®

Change direction



SudoHopper3D

SudoHopper3D

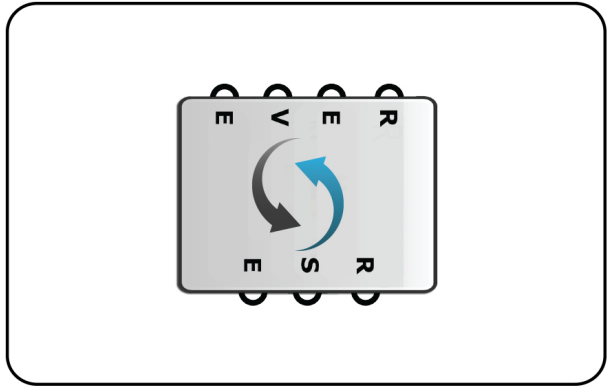


Use it as any component

RhinoFabStudio®

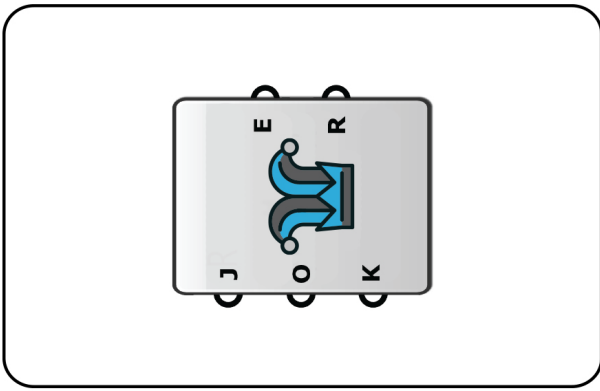
RhinoFabStudio®

Change direction



SudoHopper3D

SudoHopper3D

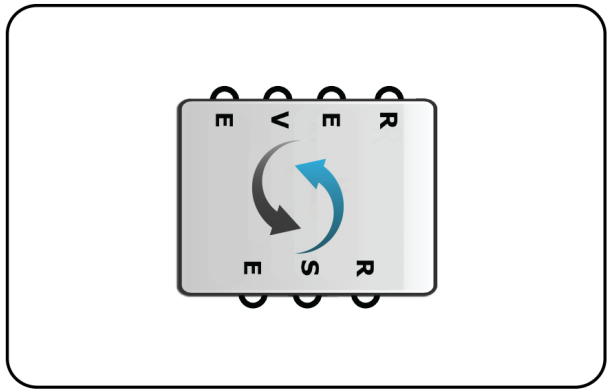


Use it as any component

RhinoFabStudio®


RhinoFabStudio®

Change direction




SudoHopper3D

SudoHopper3D




RhinoFabStudio®

RhinoFabStudio®



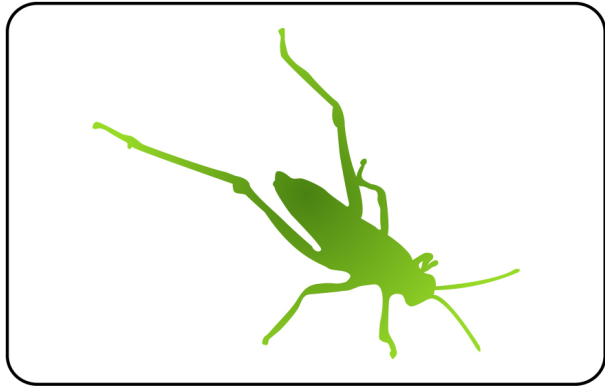
SudoHopper3D

SudoHopper3D




RhinoFabStudio®

RhinoFabStudio®




SudoHopper3D

SudoHopper3D




RhinoFabStudio®

RhinoFabStudio®




SudoHopper3D

SudoHopper3D



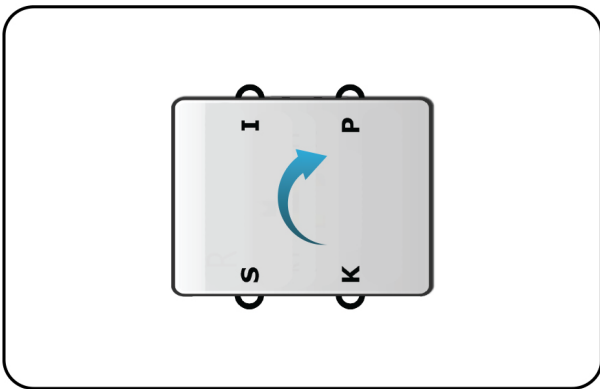
RhinoFabStudio®

RhinoFabStudio®



SudoHopper3D

SudoHopper3D

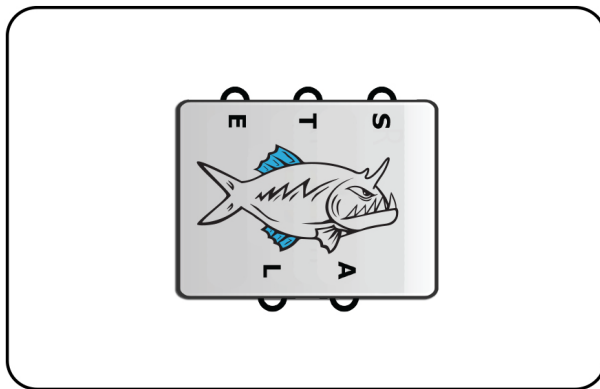


Skip the next player

RhinoFabStudio®

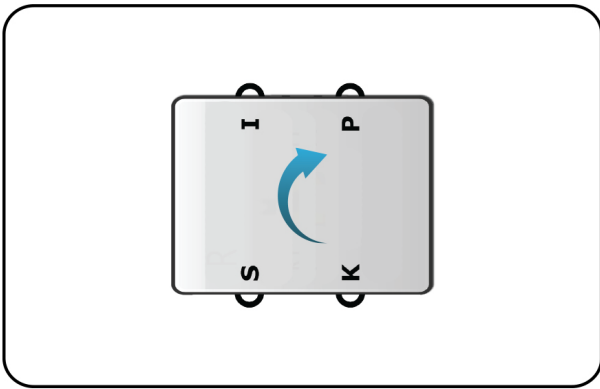
Steal one card from any player

RhinoFabStudio®



SudoHopper3D

SudoHopper3D

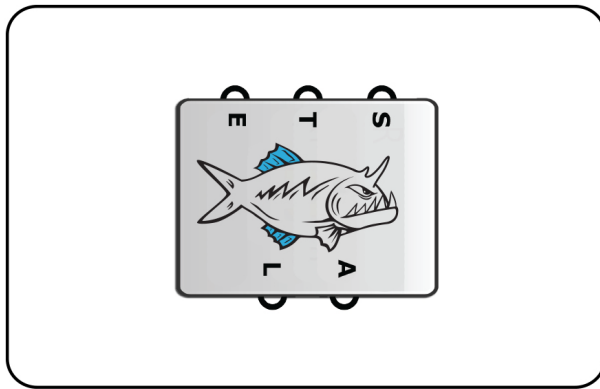


Skip the next player

RhinoFabStudio®

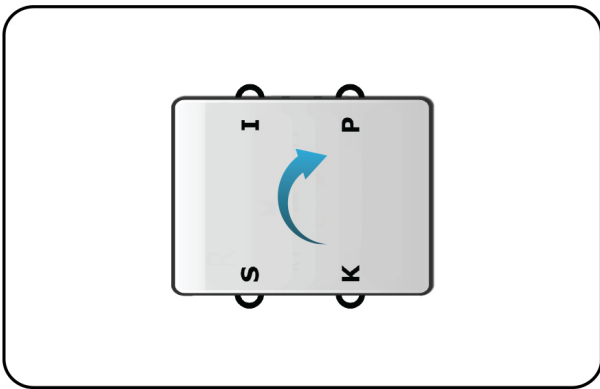
Steal one card from any player

RhinoFabStudio®



SudoHopper3D

SudoHopper3D

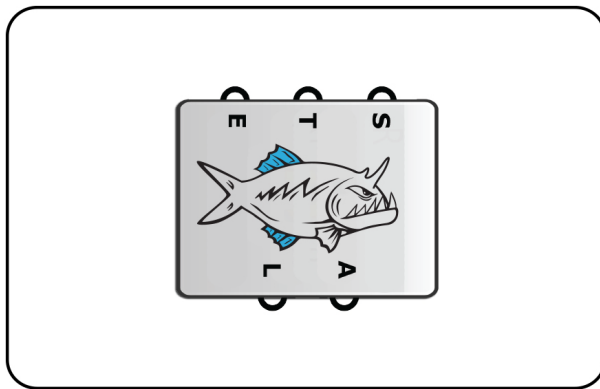


Skip the next player

RhinoFabStudio®

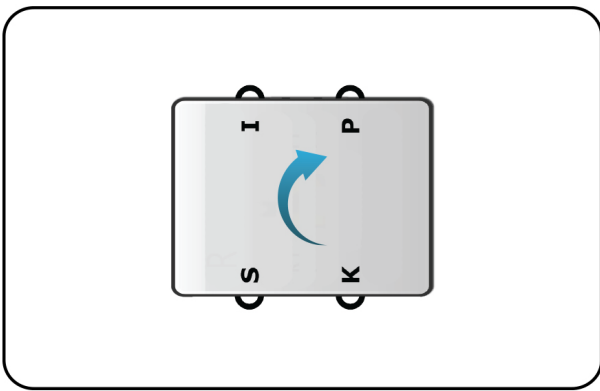
Steal one card from any player

RhinoFabStudio®



SudoHopper3D

SudoHopper3D

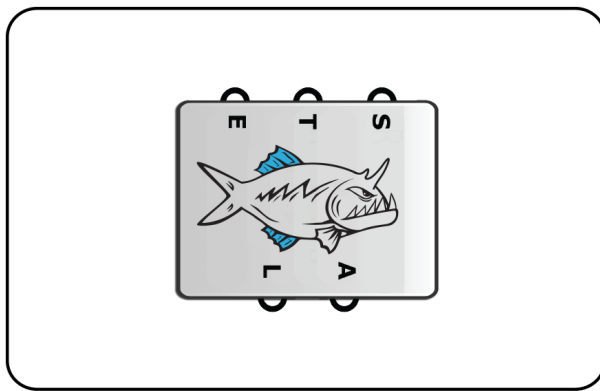


Skip the next player

RhinoFabStudio®


Steal one card from any player

RhinoFabStudio®



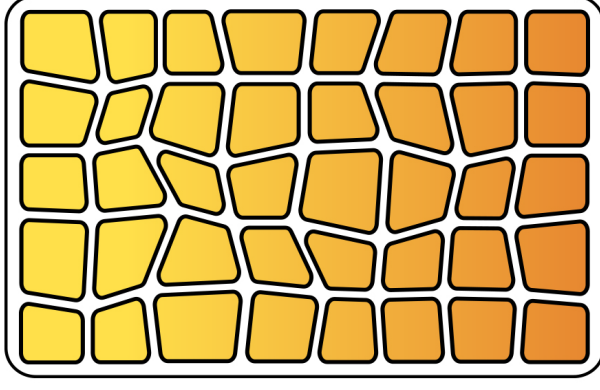
SudoHopper3D

SudoHopper3D




Rhino FabStudio®

SudoHopper3D




Rhino FabStudio®

SudoHopper3D



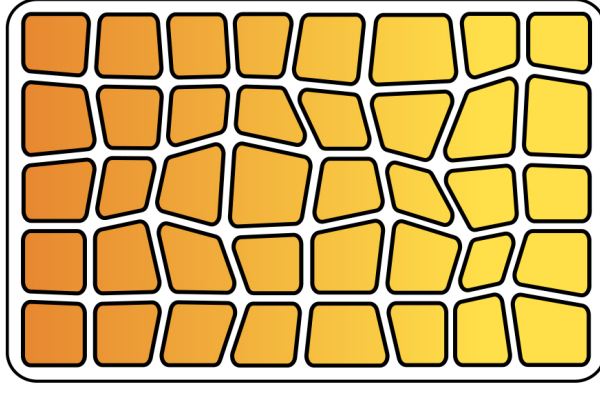
Rhino FabStudio®

SudoHopper3D



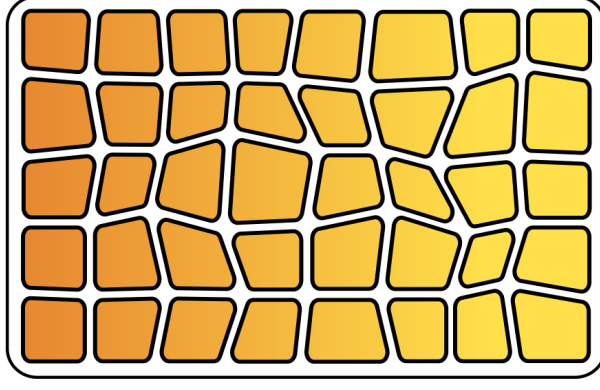
Rhino FabStudio®

SudoHopper3D




Rhino FabStudio®

SudoHopper3D




Rhino FabStudio®

SudoHopper3D



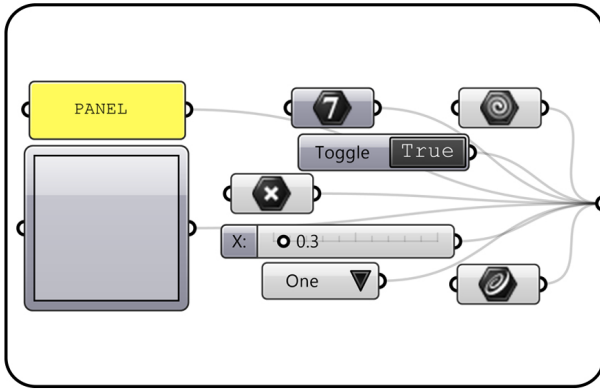
Rhino FabStudio®

SudoHopper3D



Rhino FabStudio®

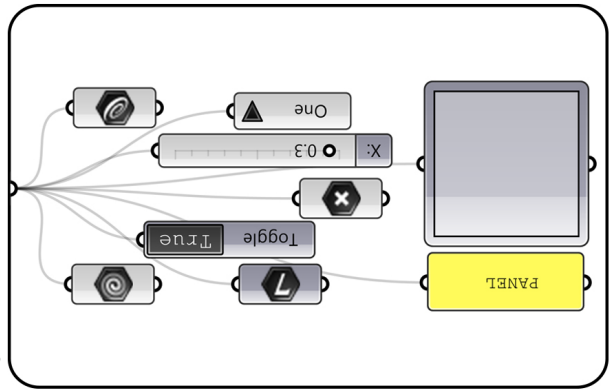
SudoHopper3D



Use it as any Param you want

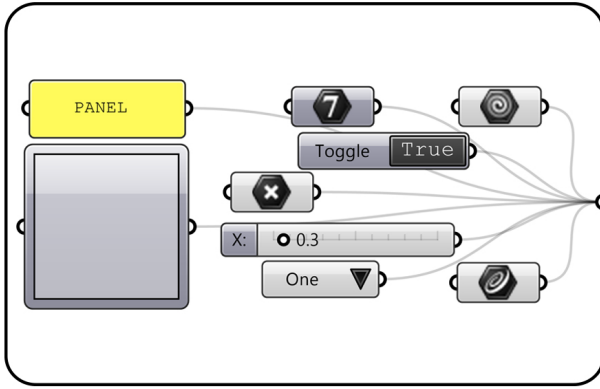
RhinoFabStudio®

Use it as any Param you want



SudoHopper3D

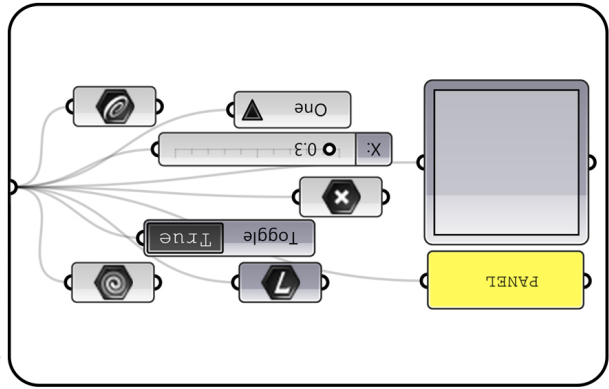
SudoHopper3D



Use it as any Param you want

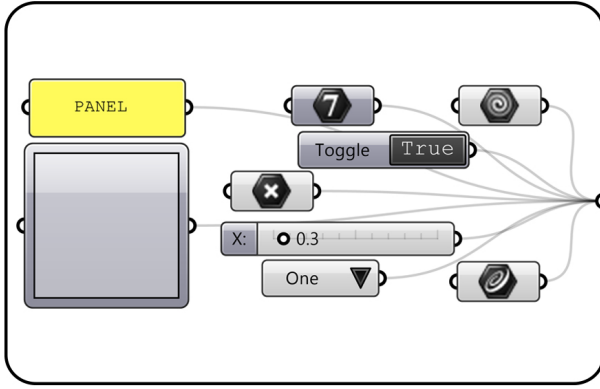
RhinoFabStudio®

Use it as any Param you want



SudoHopper3D

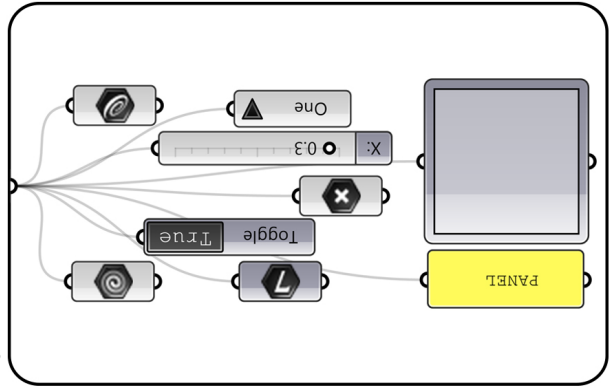
SudoHopper3D



Use it as any Param you want

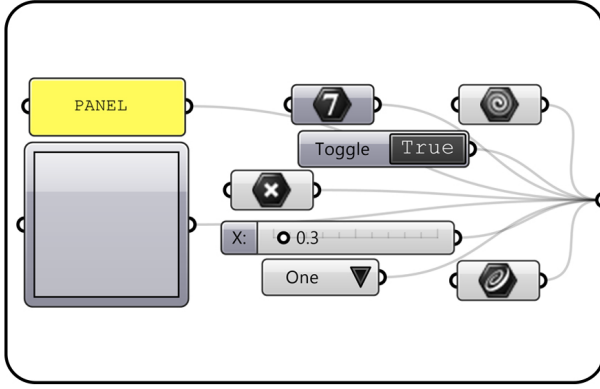
RhinoFabStudio®

Use it as any Param you want



SudoHopper3D

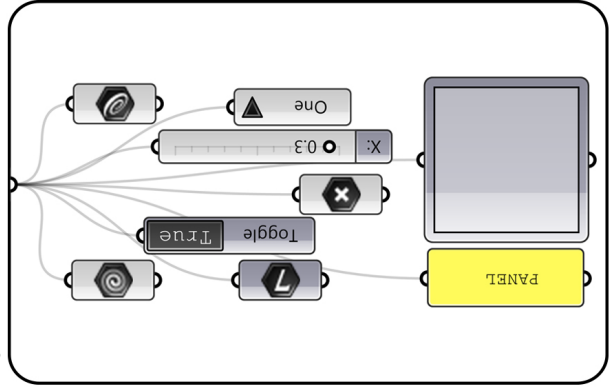
SudoHopper3D



Use it as any Param you want


RhinoFabStudio®

Use it as any Param you want




SudoHopper3D

SudoHopper3D




RhinoFabStudio®

RhinoFabStudio®



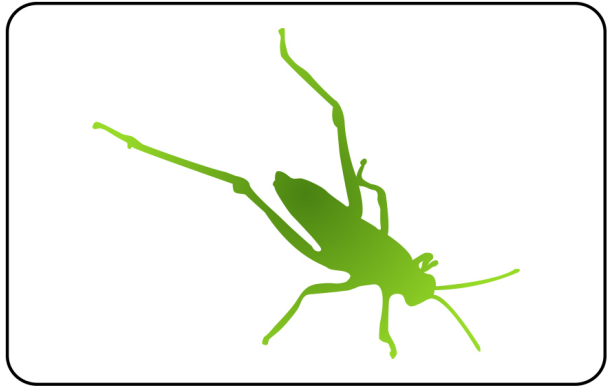
SudoHopper3D

SudoHopper3D




RhinoFabStudio®

RhinoFabStudio®




SudoHopper3D

SudoHopper3D




RhinoFabStudio®

RhinoFabStudio®




SudoHopper3D

SudoHopper3D



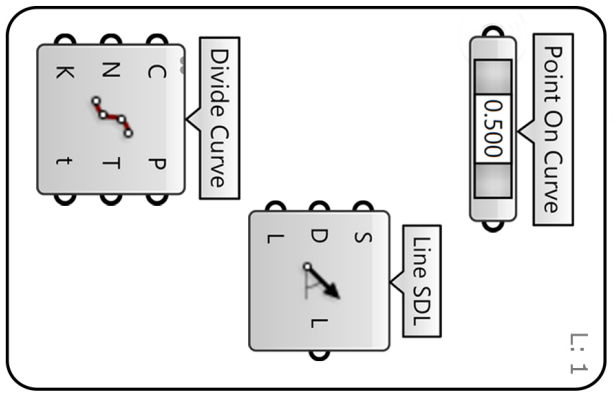
RhinoFabStudio®

RhinoFabStudio®

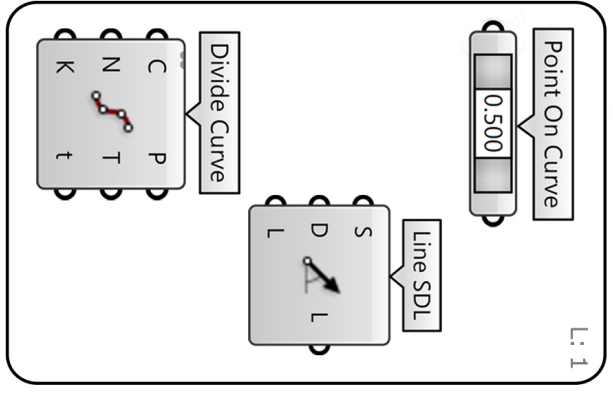


SudoHopper3D

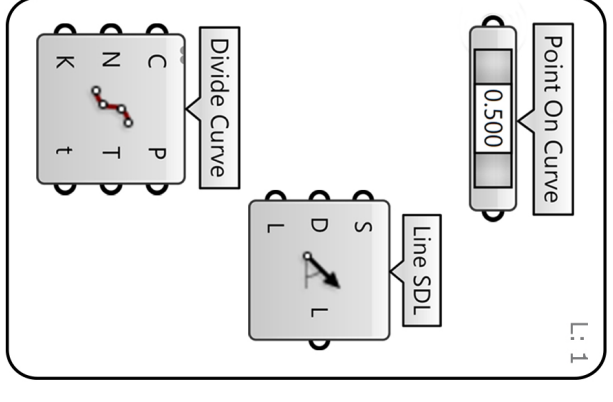
SudoHopper3D



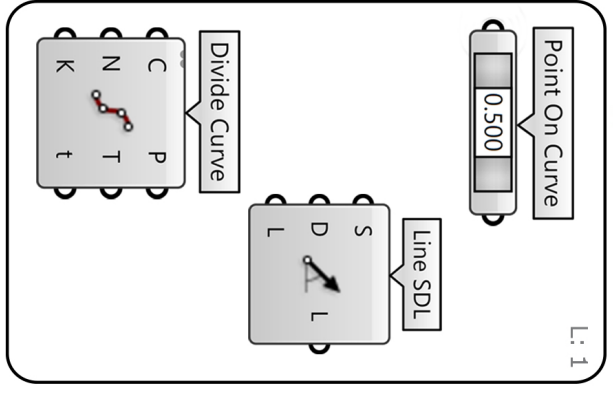
SudoHopper3D



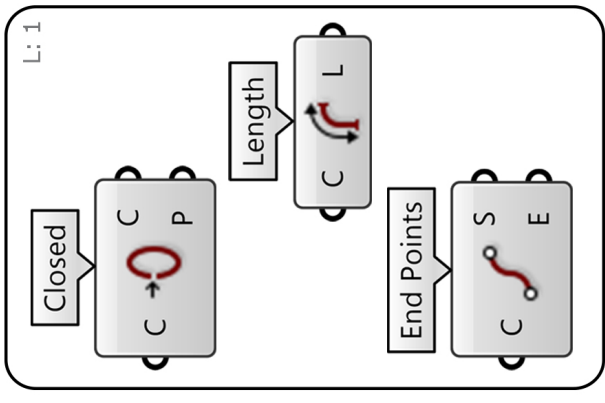
SudoHopper3D



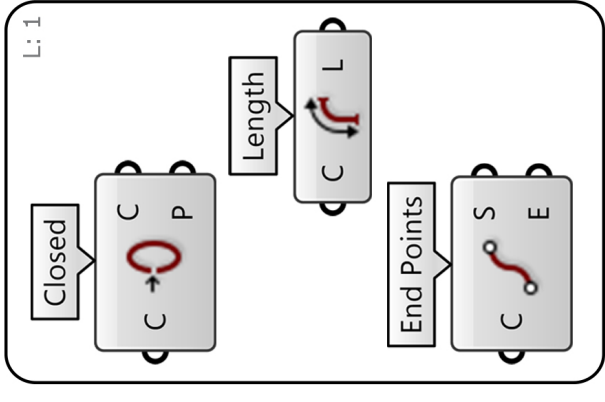
SudoHopper3D



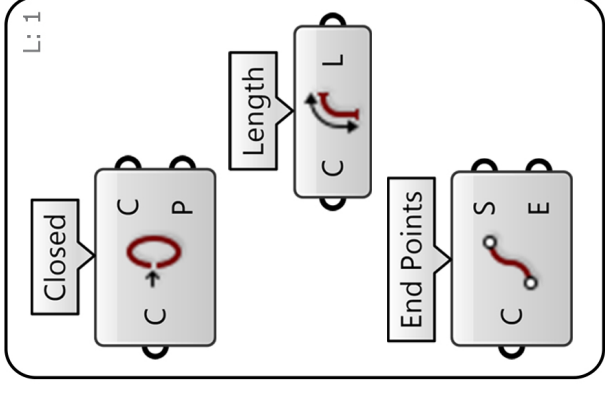
RhinoFabStudio®



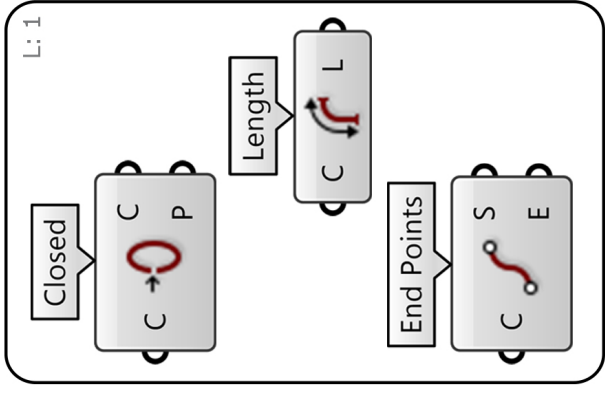
RhinoFabStudio®



RhinoFabStudio®



RhinoFabStudio®




SudoHopper3D

SudoHopper3D

SudoHopper3D


SudoHopper3D

SudoHopper3D




RhinoFabStudio®

RhinoFabStudio®



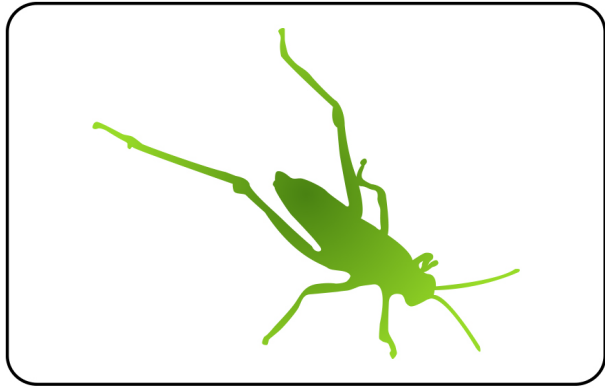
SudoHopper3D

SudoHopper3D




RhinoFabStudio®

RhinoFabStudio®




SudoHopper3D

SudoHopper3D




RhinoFabStudio®

RhinoFabStudio®




SudoHopper3D

SudoHopper3D



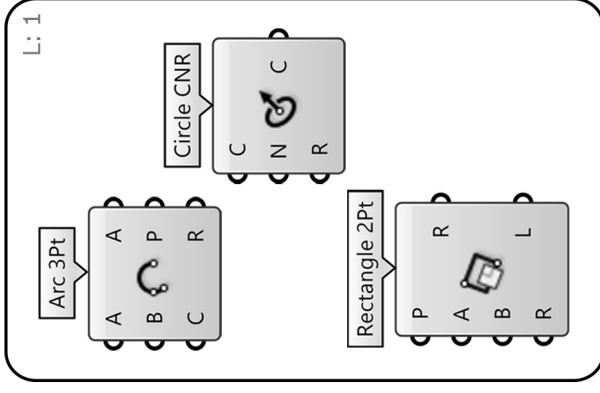
RhinoFabStudio®

RhinoFabStudio®



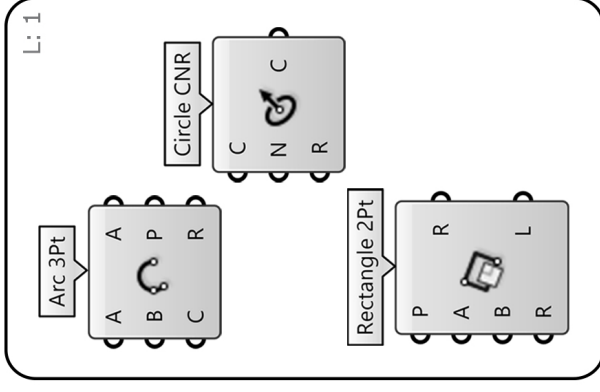
SudoHopper3D

SudoHopper3D



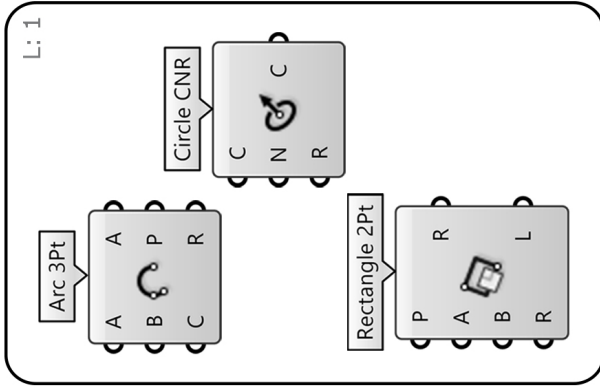
RhinoFabStudio®

SudoHopper3D



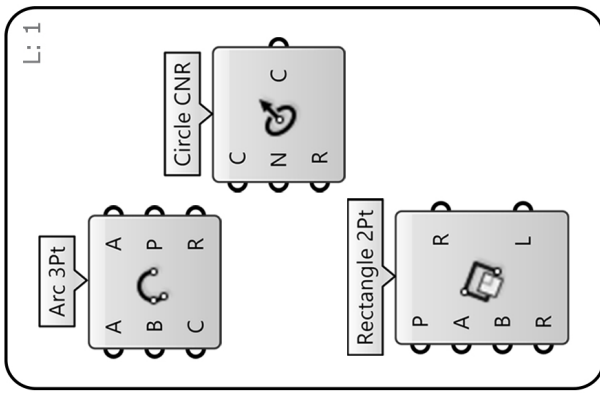
RhinoFabStudio®

SudoHopper3D



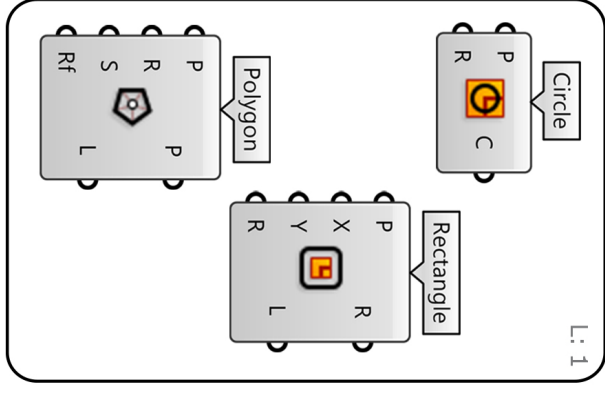
RhinoFabStudio®

SudoHopper3D



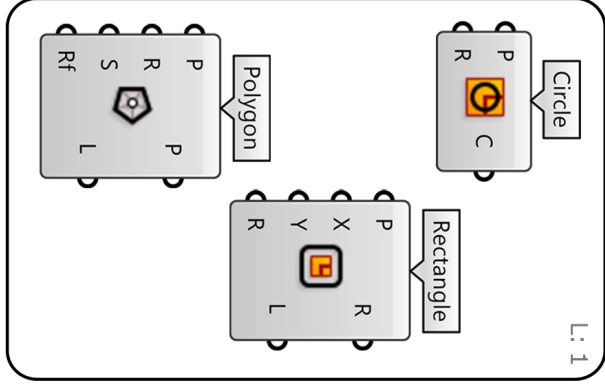
RhinoFabStudio®

SudoHopper3D



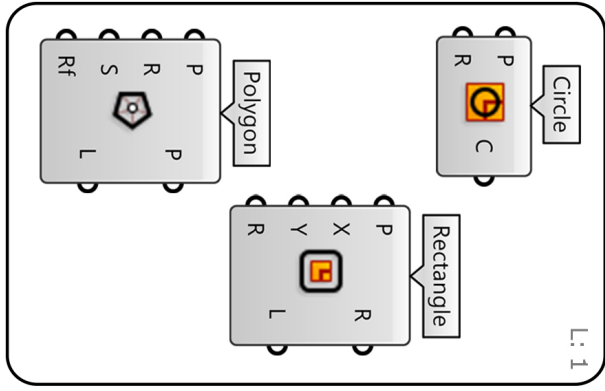
RhinoFabStudio®

SudoHopper3D



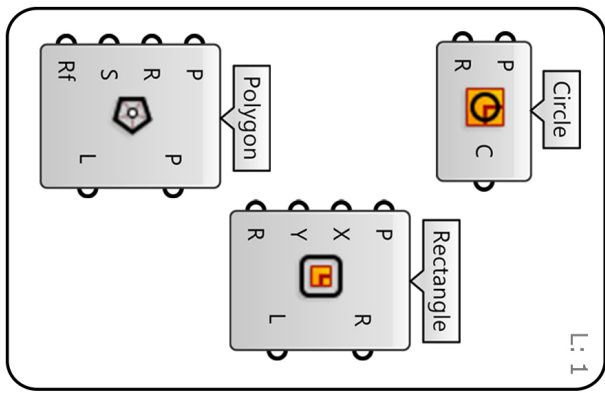
RhinoFabStudio®

SudoHopper3D




RhinoFabStudio®

SudoHopper3D




RhinoFabStudio®

SudoHopper3D




RhinoFabStudio®

RhinoFabStudio®




SudoHopper3D

SudoHopper3D




RhinoFabStudio®

RhinoFabStudio®




SudoHopper3D

SudoHopper3D




RhinoFabStudio®

RhinoFabStudio®




SudoHopper3D

SudoHopper3D



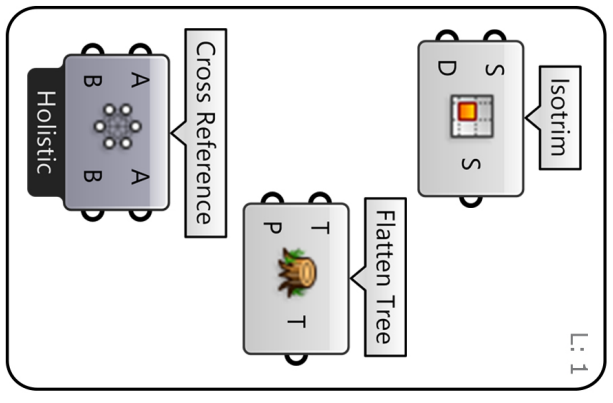
RhinoFabStudio®

RhinoFabStudio®



SudoHopper3D

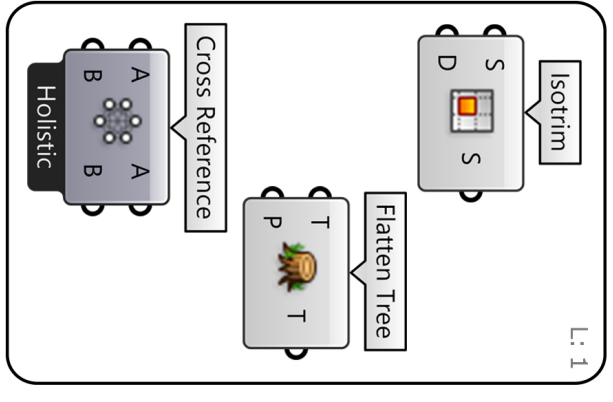
SudoHopper3D



L: 1

RhinoFabStudio®

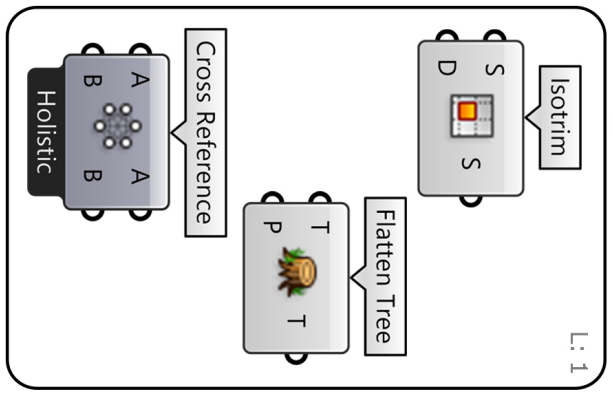
SudoHopper3D



L: 1

RhinoFabStudio®

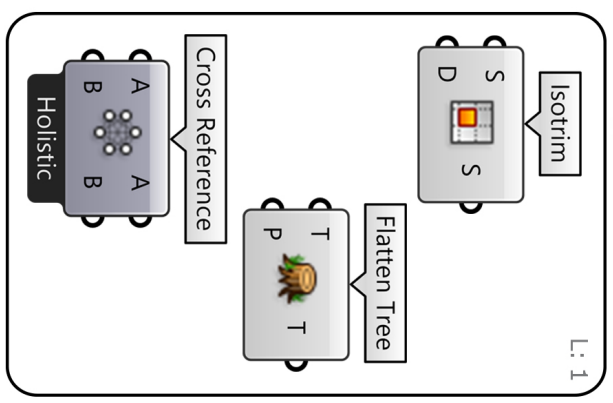
SudoHopper3D



L: 1

RhinoFabStudio®

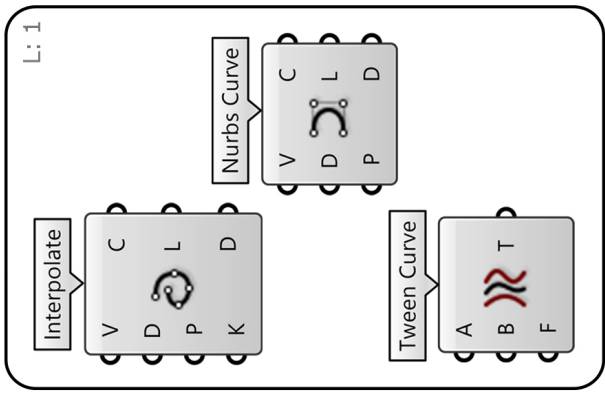
SudoHopper3D



L: 1

RhinoFabStudio®

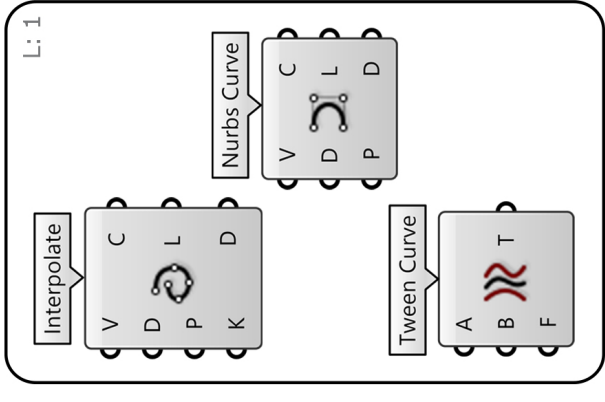
SudoHopper3D



L: 1

SudoHopper3D

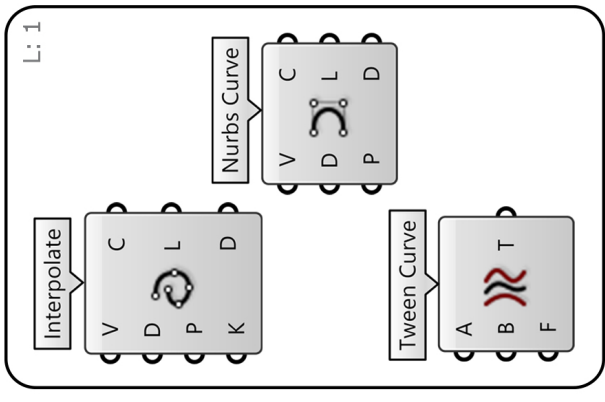
SudoHopper3D



L: 1

SudoHopper3D

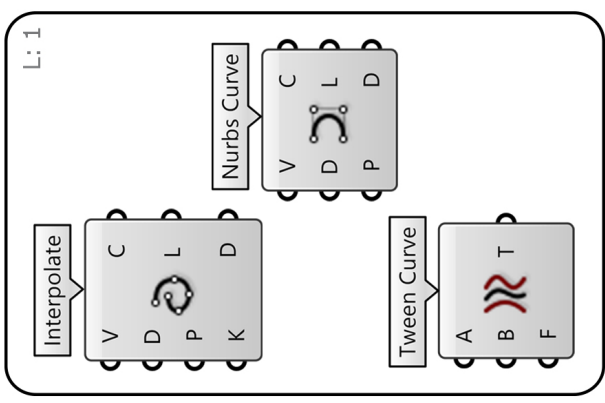
SudoHopper3D



L: 1

SudoHopper3D


SudoHopper3D



L: 1


SudoHopper3D

SudoHopper3D




RhinoFabStudio®

RhinoFabStudio®



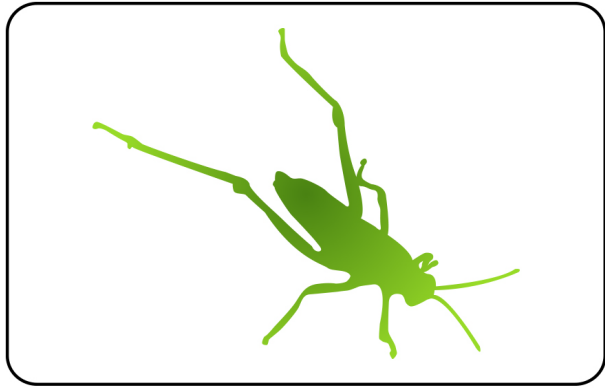
SudoHopper3D

SudoHopper3D




RhinoFabStudio®

RhinoFabStudio®




SudoHopper3D

SudoHopper3D




RhinoFabStudio®

RhinoFabStudio®




SudoHopper3D

SudoHopper3D

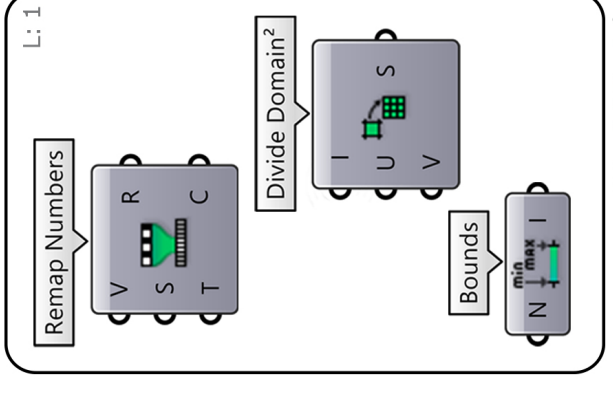
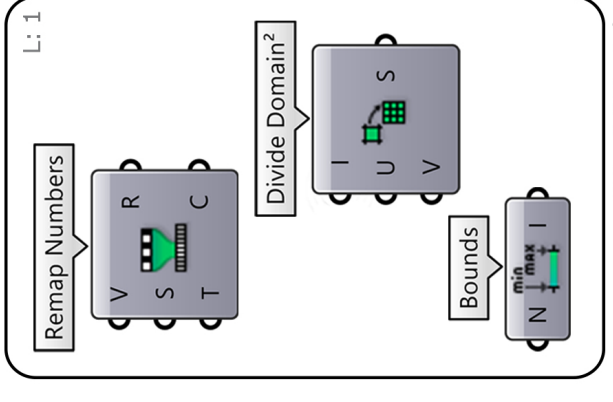
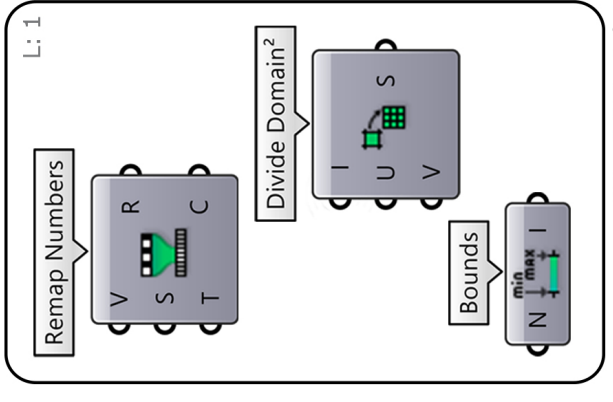
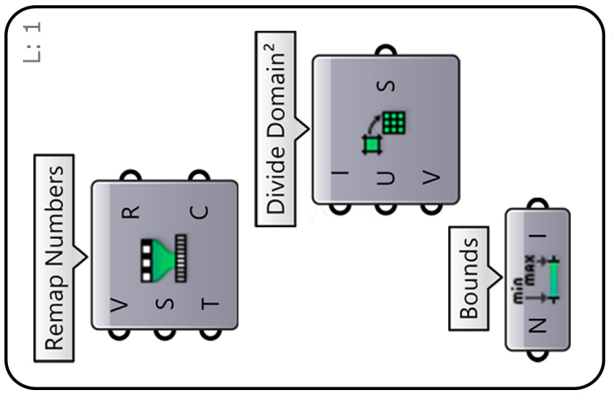
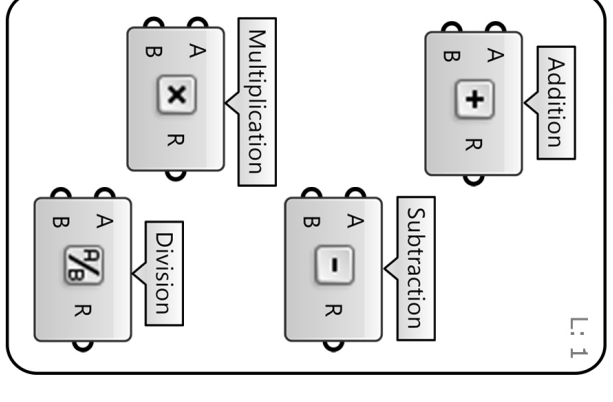
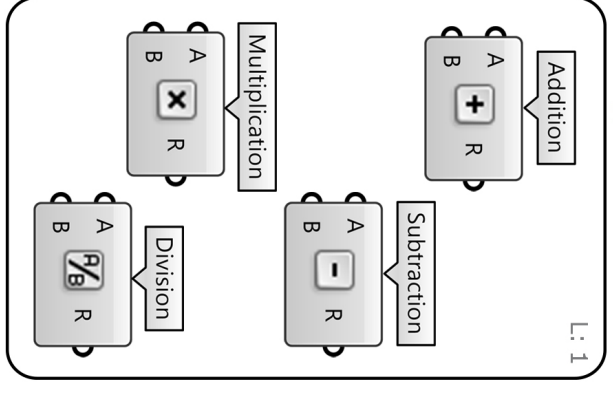
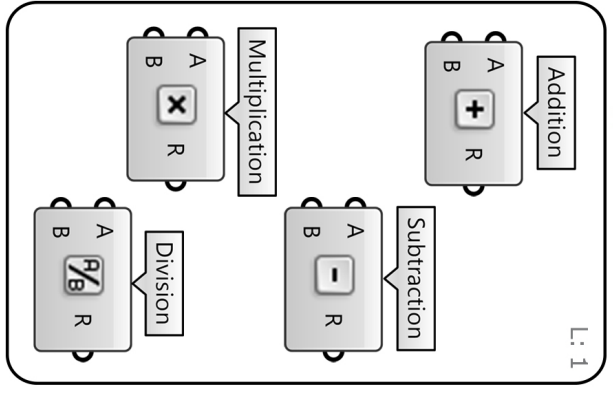
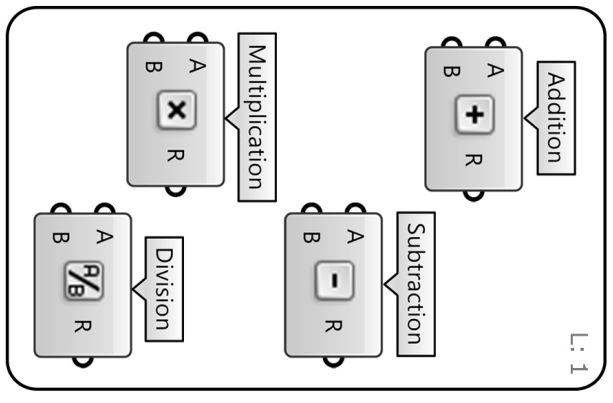


RhinoFabStudio®


RhinoFabStudio®



SudoHopper3D




SudoHopper3D




RhinoFabStudio®

RhinoFabStudio®




SudoHopper3D

SudoHopper3D




RhinoFabStudio®

RhinoFabStudio®




SudoHopper3D

SudoHopper3D




RhinoFabStudio®

RhinoFabStudio®




SudoHopper3D

SudoHopper3D



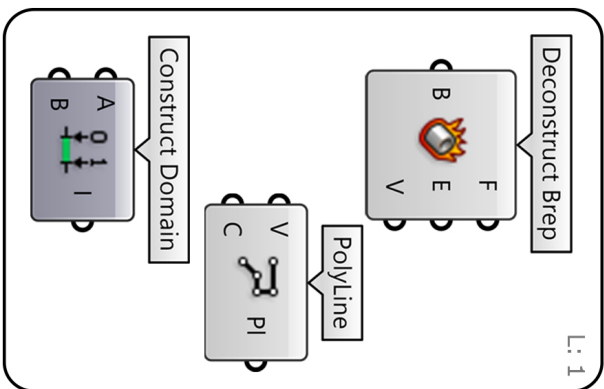
RhinoFabStudio®

RhinoFabStudio®



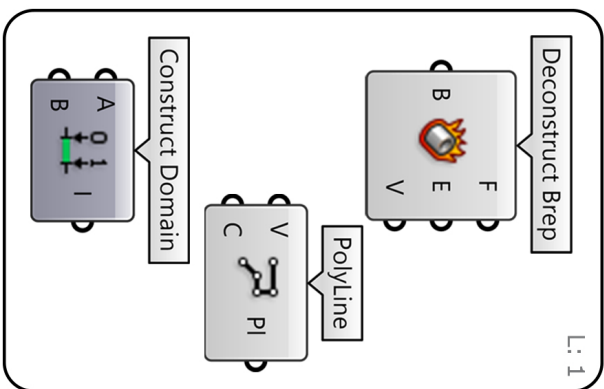
SudoHopper3D

SudoHopper3D



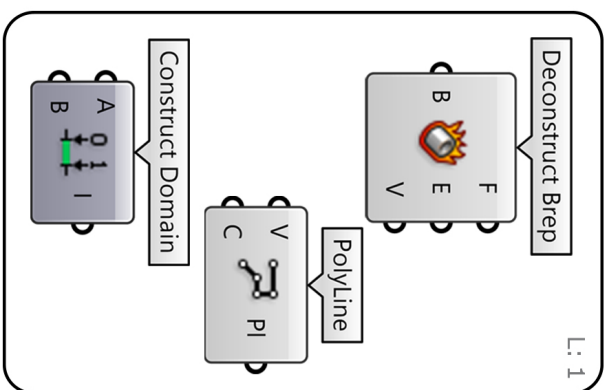
RhinoFabStudio®

SudoHopper3D



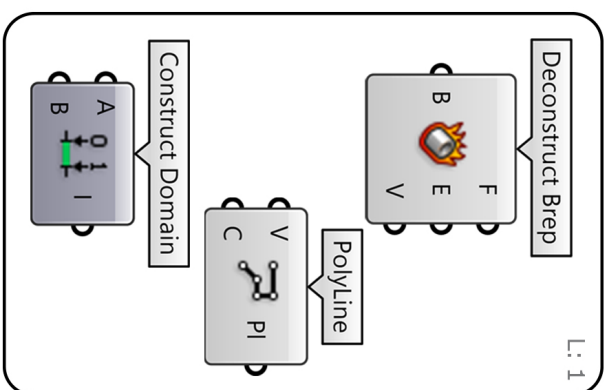
RhinoFabStudio®

SudoHopper3D



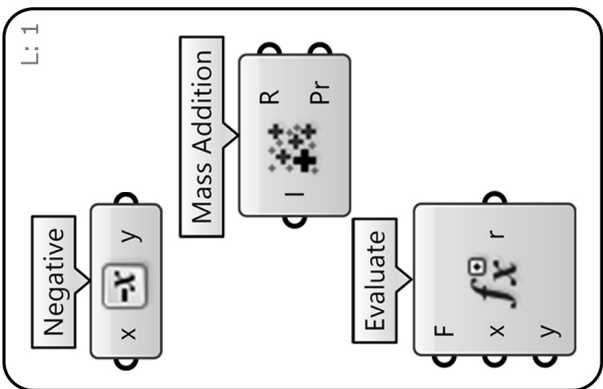
RhinoFabStudio®

SudoHopper3D



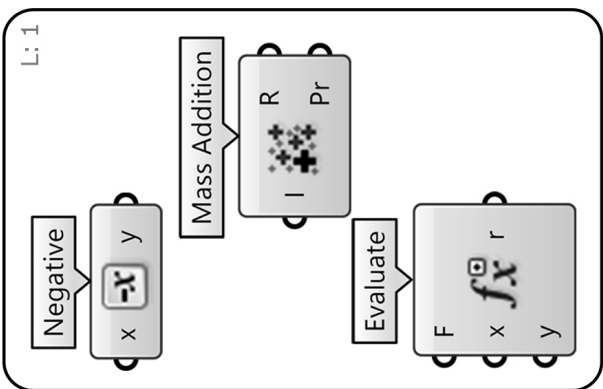
RhinoFabStudio®

SudoHopper3D



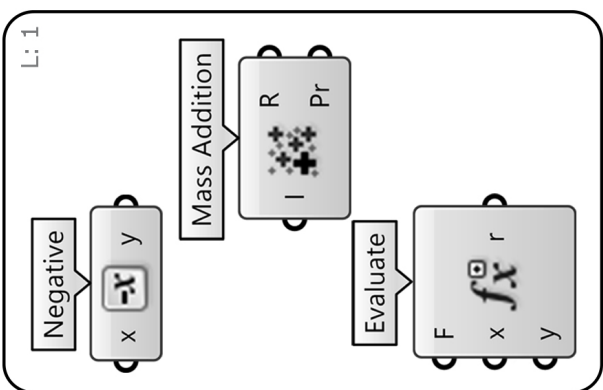
RhinoFabStudio®

SudoHopper3D



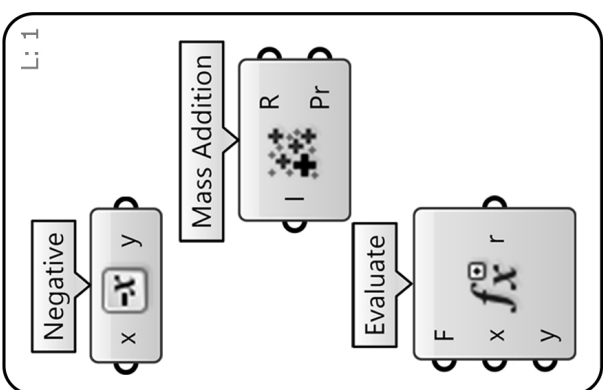
RhinoFabStudio®

SudoHopper3D




RhinoFabStudio®

SudoHopper3D




RhinoFabStudio®

SudoHopper3D




RhinoFabStudio®

RhinoFabStudio®



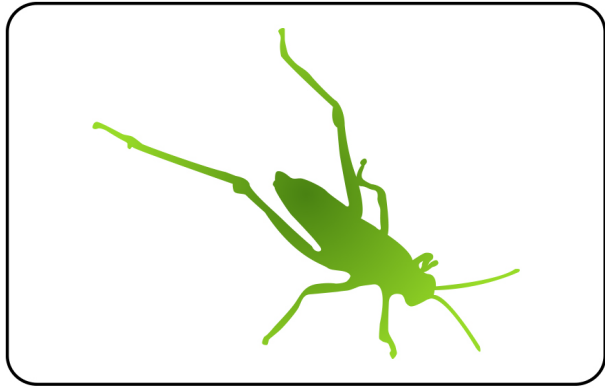
SudoHopper3D

SudoHopper3D




RhinoFabStudio®

RhinoFabStudio®




SudoHopper3D

SudoHopper3D




RhinoFabStudio®

RhinoFabStudio®




SudoHopper3D

SudoHopper3D



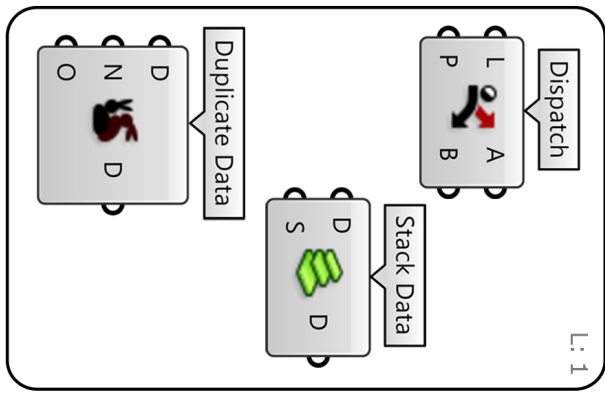
RhinoFabStudio®

RhinoFabStudio®



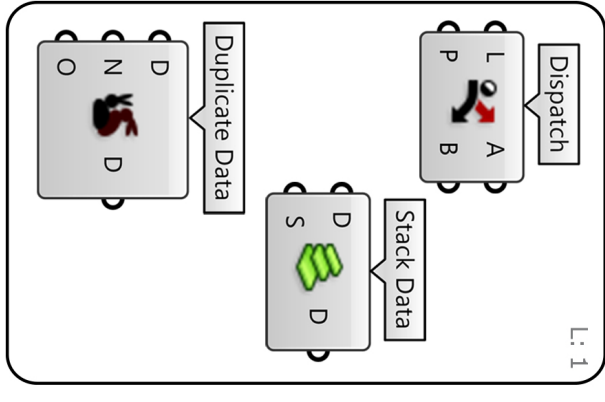
SudoHopper3D

SudoHopper3D



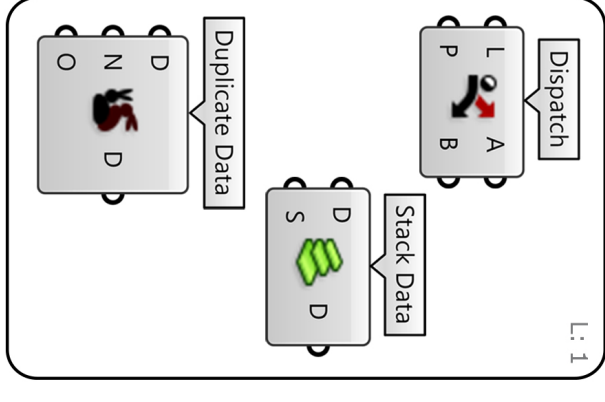
RhinoFabStudio®

SudoHopper3D



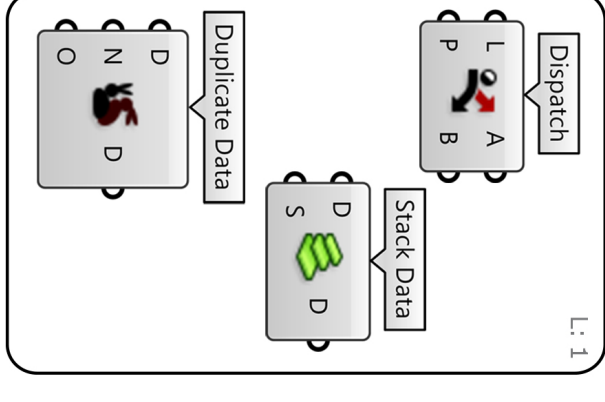
RhinoFabStudio®

SudoHopper3D



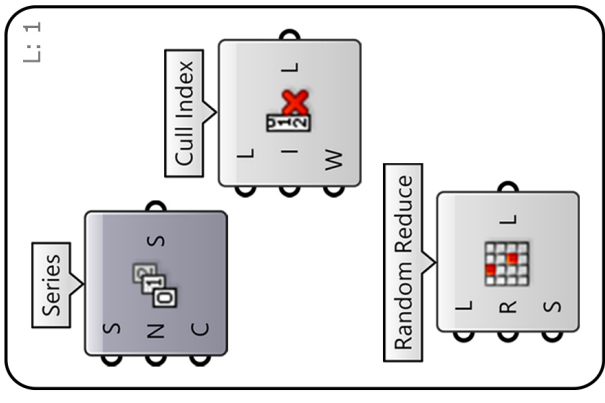
RhinoFabStudio®

SudoHopper3D



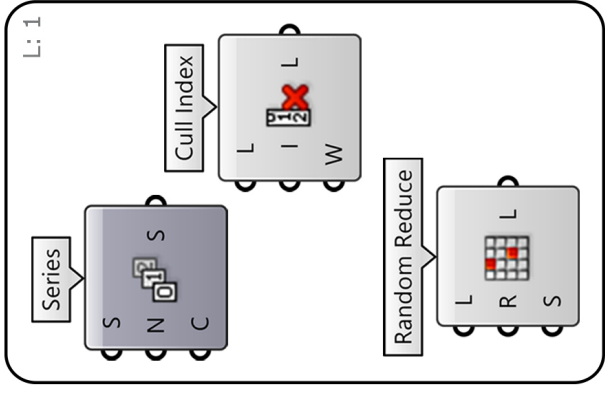
RhinoFabStudio®

SudoHopper3D



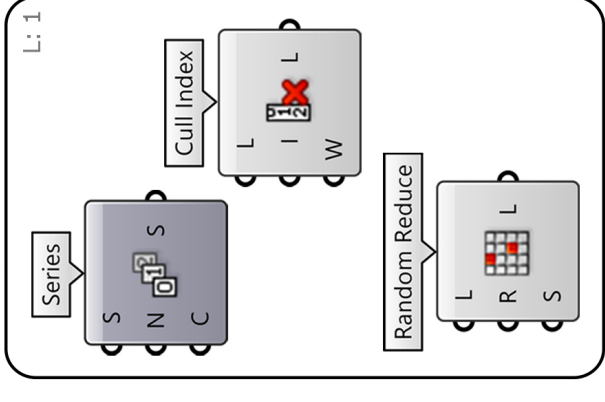
RhinoFabStudio®

SudoHopper3D



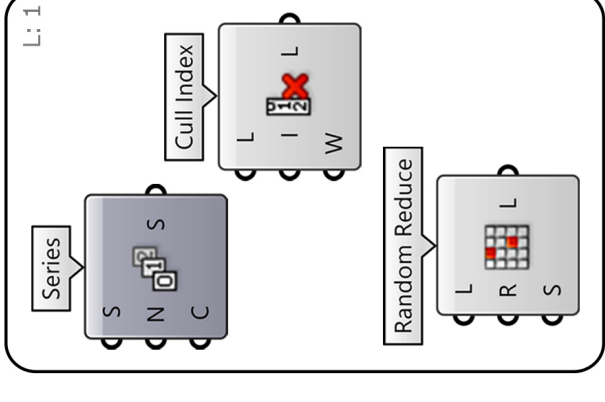
RhinoFabStudio®

SudoHopper3D




RhinoFabStudio®

SudoHopper3D




RhinoFabStudio®

SudoHopper3D




RhinoFabStudio®

RhinoFabStudio®



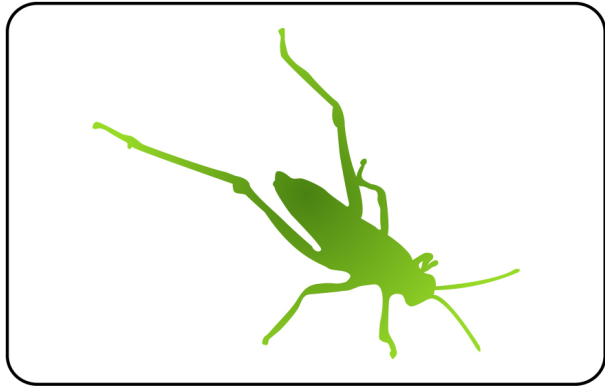
SudoHopper3D

SudoHopper3D




RhinoFabStudio®

RhinoFabStudio®




SudoHopper3D

SudoHopper3D




RhinoFabStudio®

RhinoFabStudio®




SudoHopper3D

SudoHopper3D



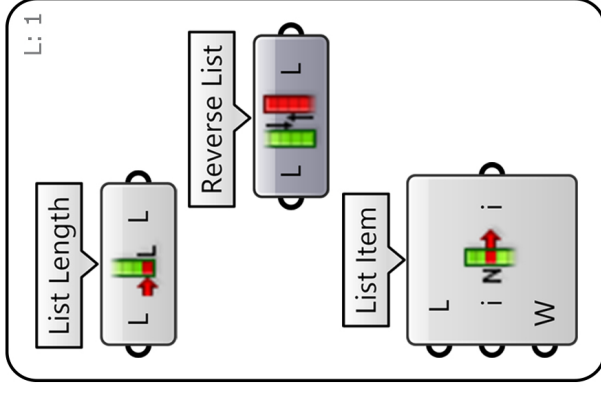
RhinoFabStudio®

RhinoFabStudio®



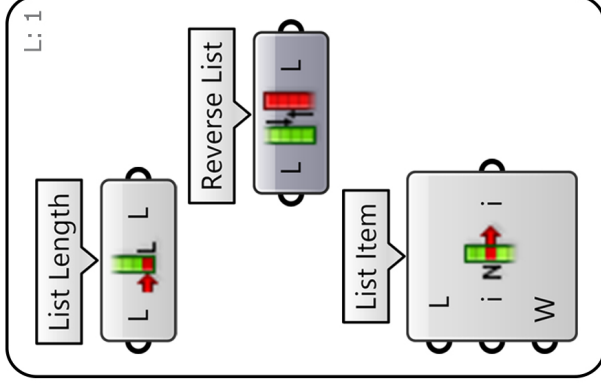
SudoHopper3D

SudoHopper3D



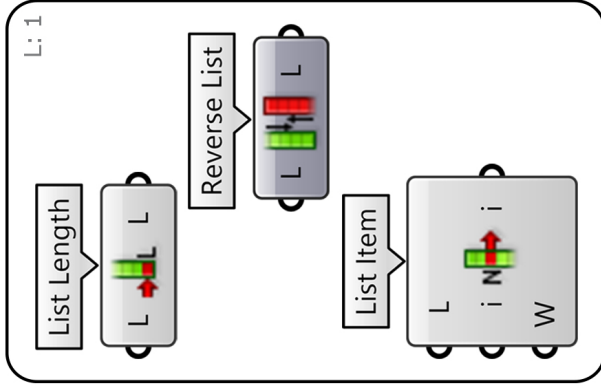
RhinoFabStudio®

SudoHopper3D



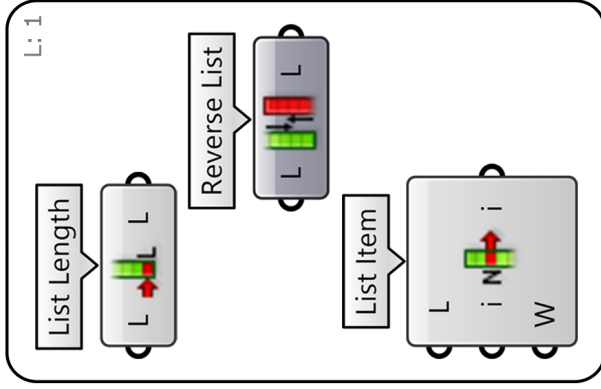
RhinoFabStudio®

SudoHopper3D



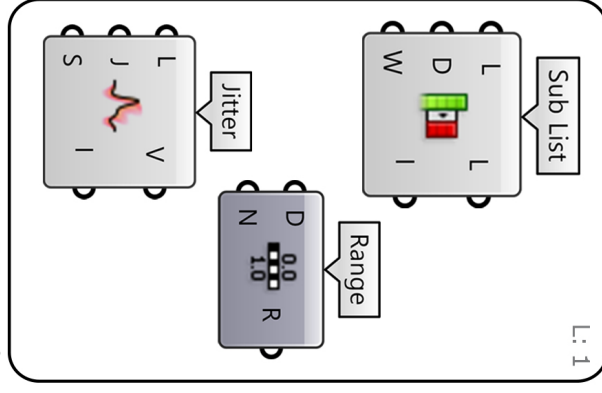
RhinoFabStudio®

SudoHopper3D



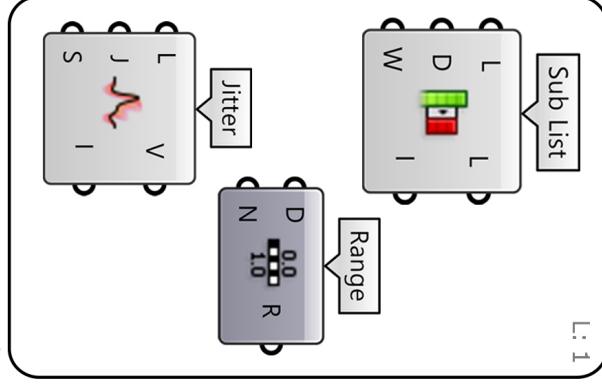
RhinoFabStudio®

SudoHopper3D



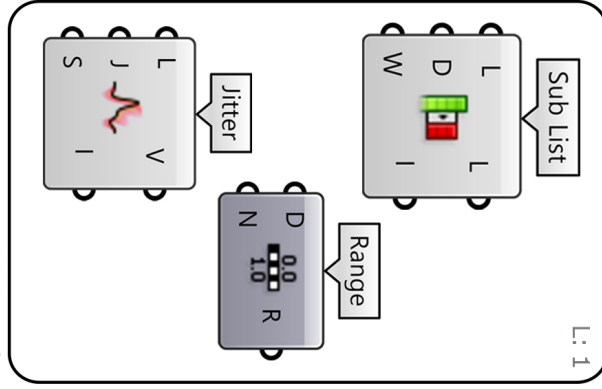
RhinoFabStudio®

SudoHopper3D



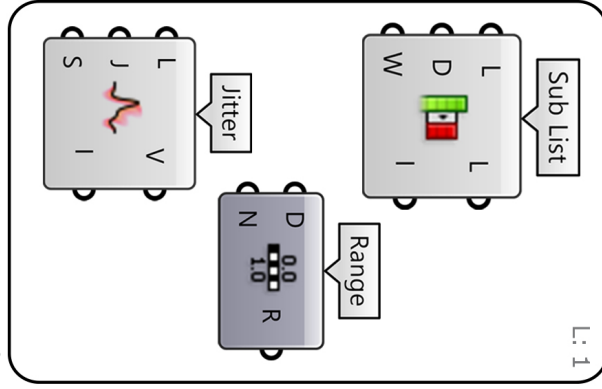
RhinoFabStudio®

SudoHopper3D




RhinoFabStudio®

SudoHopper3D




RhinoFabStudio®

SudoHopper3D




RhinoFabStudio®

RhinoFabStudio®




SudoHopper3D

SudoHopper3D




RhinoFabStudio®

RhinoFabStudio®




SudoHopper3D

SudoHopper3D




RhinoFabStudio®

RhinoFabStudio®




SudoHopper3D

SudoHopper3D



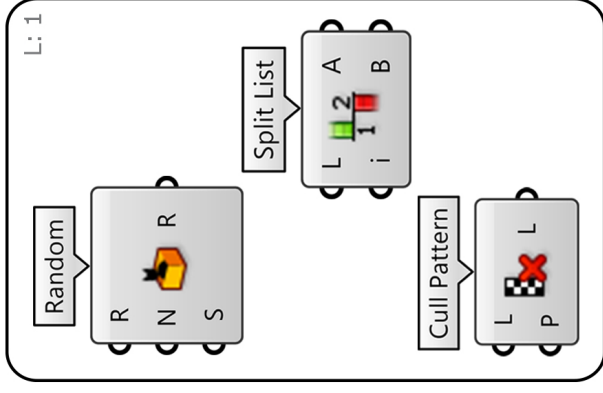
RhinoFabStudio®

RhinoFabStudio®



SudoHopper3D

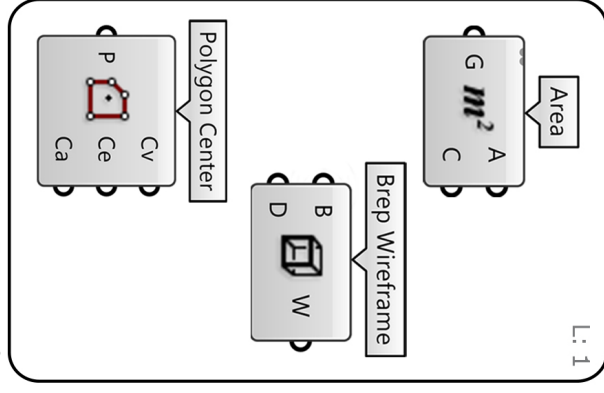
SudoHopper3D



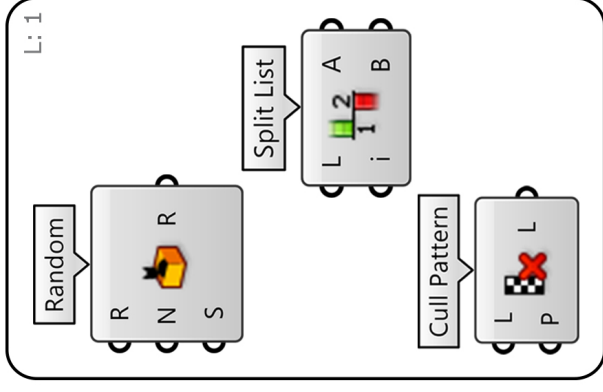
RhinoFabStudio®

RhinoFabStudio®

SudoHopper3D



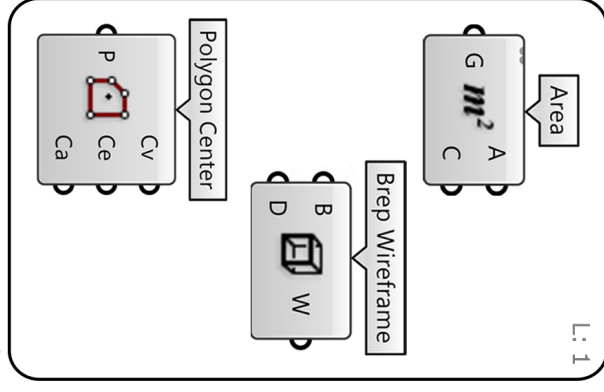
SudoHopper3D



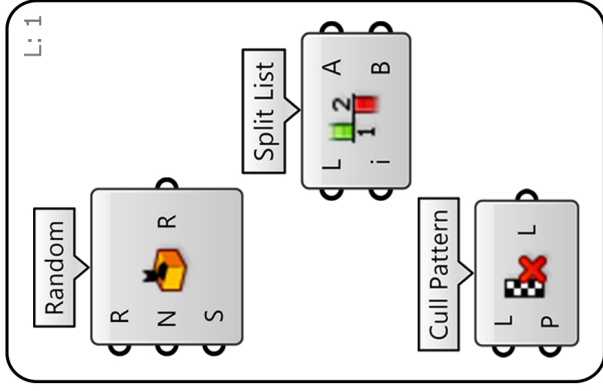
RhinoFabStudio®

RhinoFabStudio®

SudoHopper3D



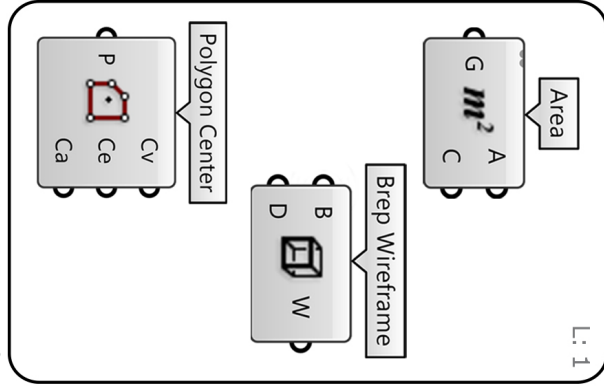
SudoHopper3D



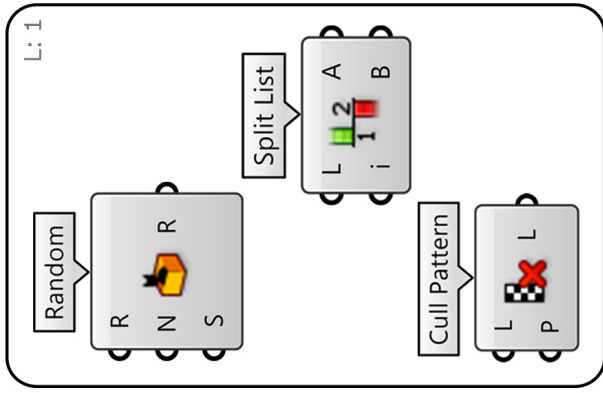
RhinoFabStudio®

RhinoFabStudio®

SudoHopper3D



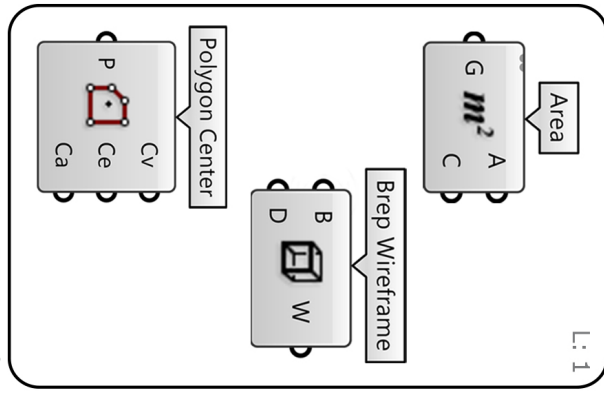
SudoHopper3D




RhinoFabStudio®

RhinoFabStudio®

SudoHopper3D




SudoHopper3D




RhinoFabStudio®

RhinoFabStudio®



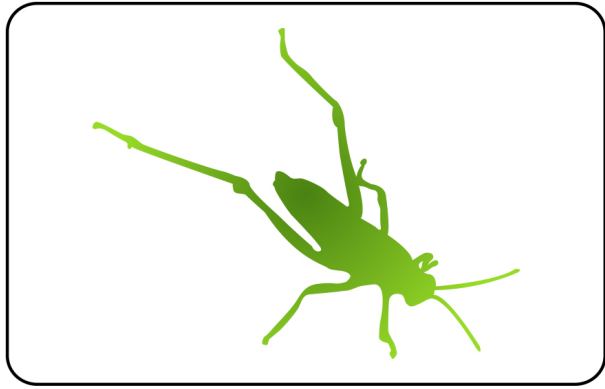
SudoHopper3D

SudoHopper3D




RhinoFabStudio®

RhinoFabStudio®




SudoHopper3D

SudoHopper3D




RhinoFabStudio®

RhinoFabStudio®




SudoHopper3D

SudoHopper3D



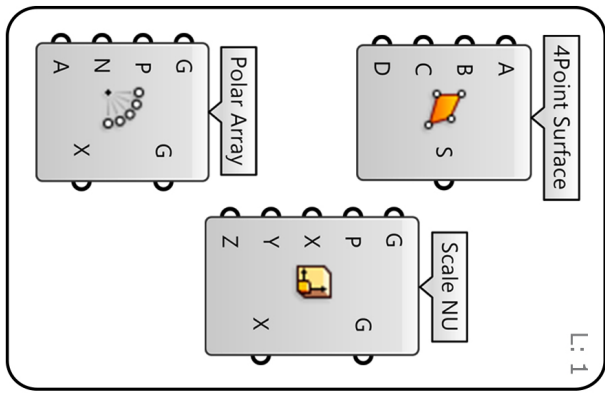
RhinoFabStudio®

RhinoFabStudio®



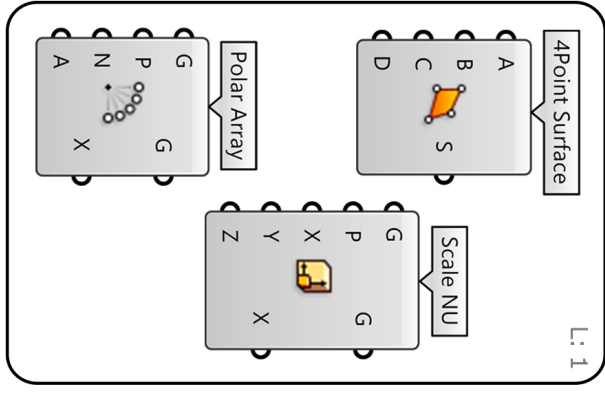
SudoHopper3D

SudoHopper3D



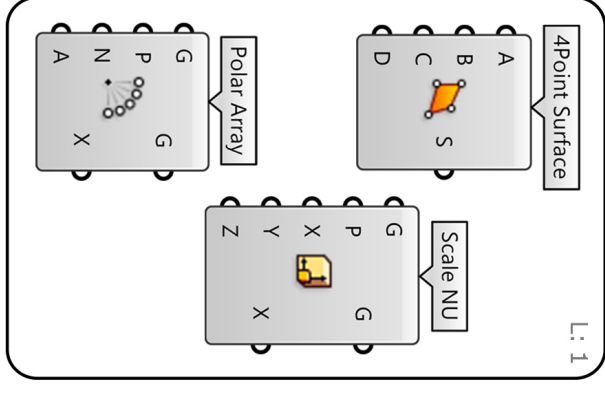
RhinoFabStudio®

SudoHopper3D



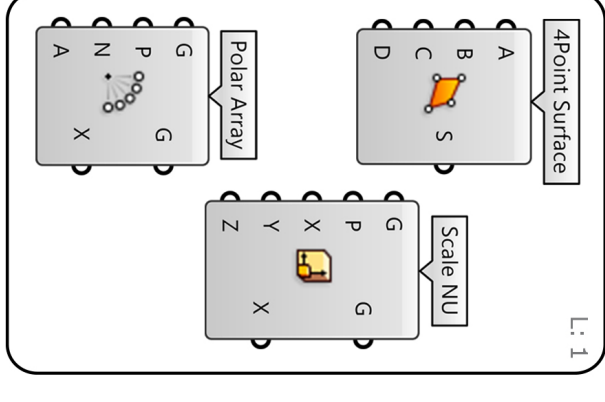
RhinoFabStudio®

SudoHopper3D



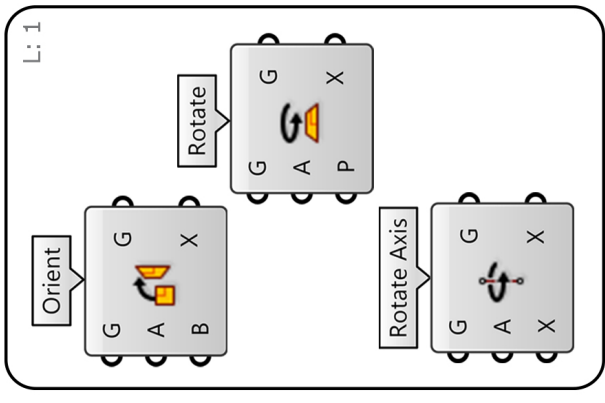
RhinoFabStudio®

SudoHopper3D



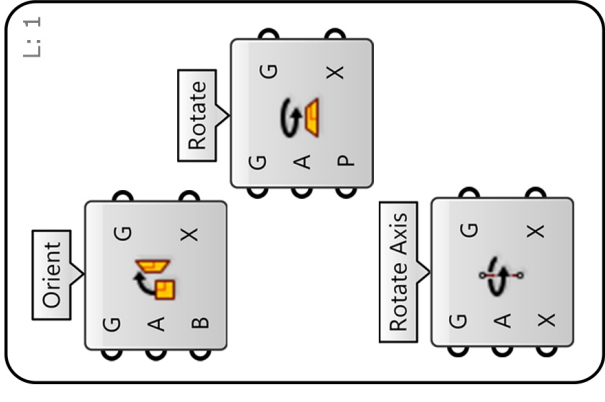
RhinoFabStudio®

SudoHopper3D



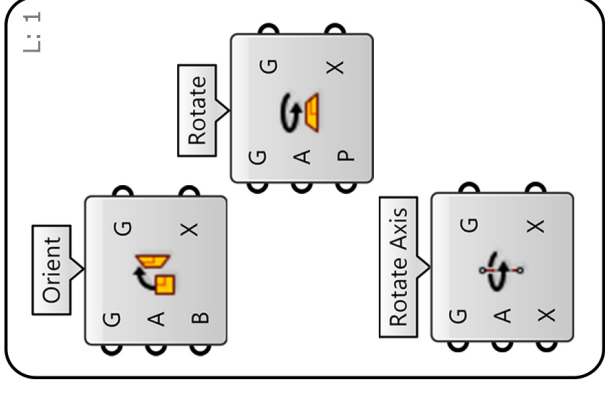
SudoHopper3D

SudoHopper3D



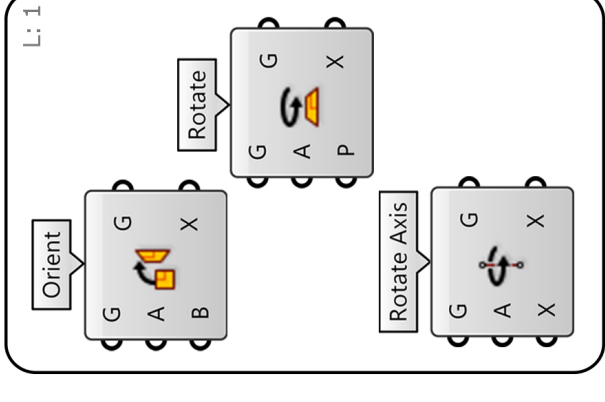
SudoHopper3D

SudoHopper3D




SudoHopper3D

SudoHopper3D




SudoHopper3D

SudoHopper3D




RhinoFabStudio®

RhinoFabStudio®



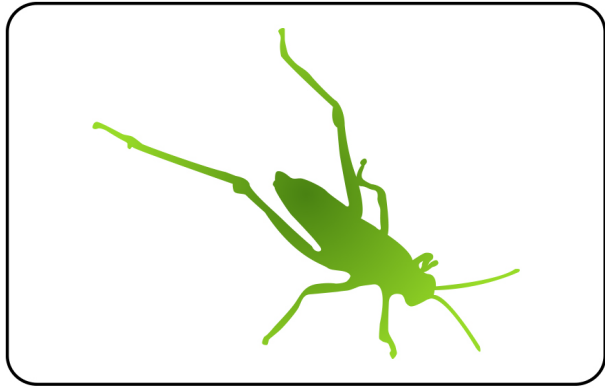
SudoHopper3D

SudoHopper3D




RhinoFabStudio®

RhinoFabStudio®




SudoHopper3D

SudoHopper3D




RhinoFabStudio®

RhinoFabStudio®




SudoHopper3D

SudoHopper3D



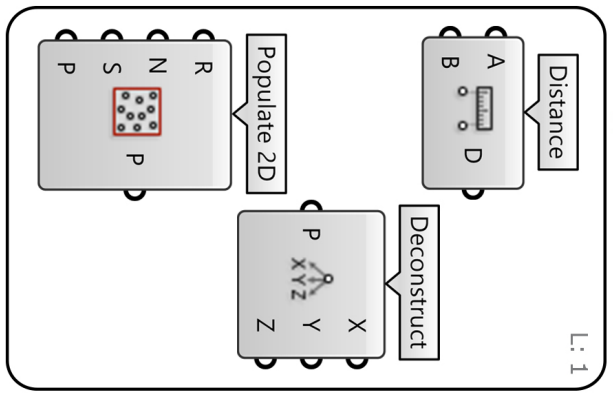
RhinoFabStudio®

RhinoFabStudio®



SudoHopper3D

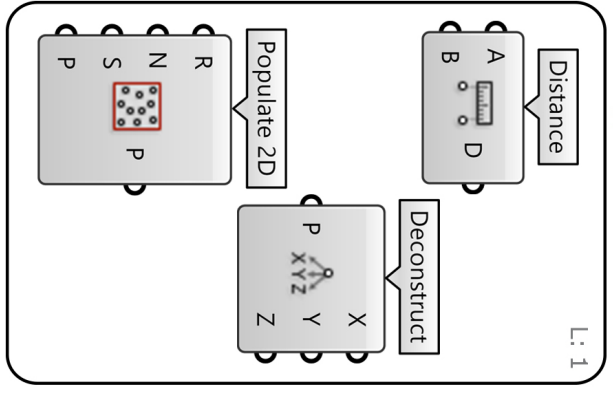
SudoHopper3D



L: 1

RhinoFabStudio®

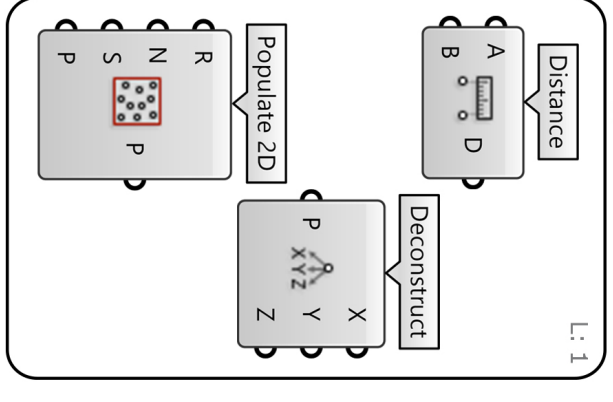
SudoHopper3D



L: 1

RhinoFabStudio®

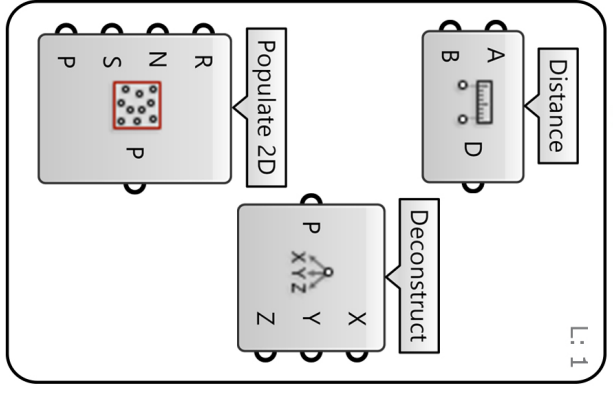
SudoHopper3D



L: 1

RhinoFabStudio®

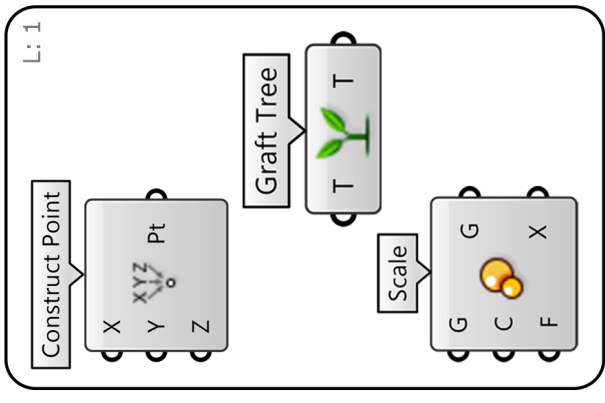
SudoHopper3D



L: 1

RhinoFabStudio®

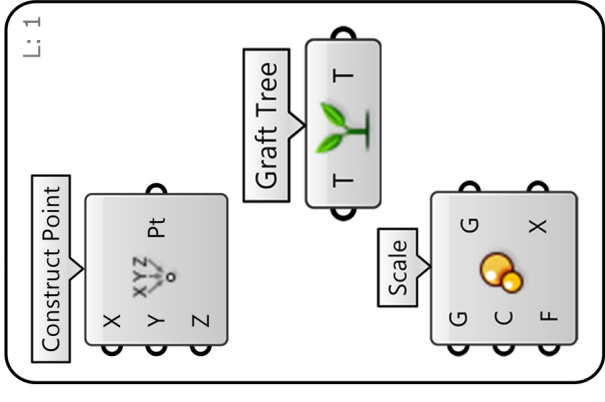
SudoHopper3D



L: 1

SudoHopper3D

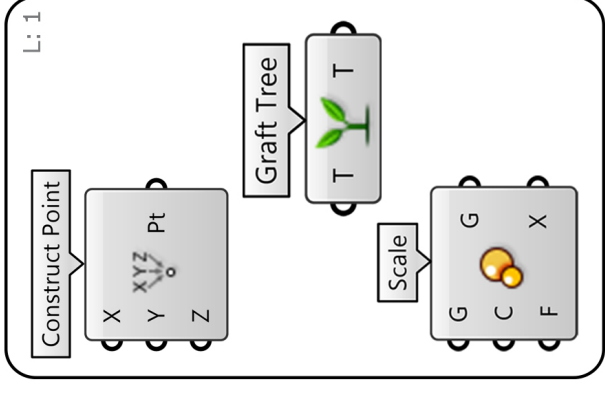
SudoHopper3D



L: 1

SudoHopper3D

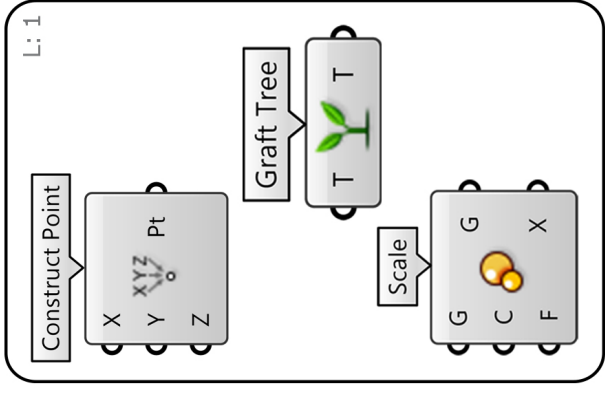
SudoHopper3D



L: 1

SudoHopper3D


SudoHopper3D



L: 1


SudoHopper3D

SudoHopper3D




RhinoFabStudio®

RhinoFabStudio®



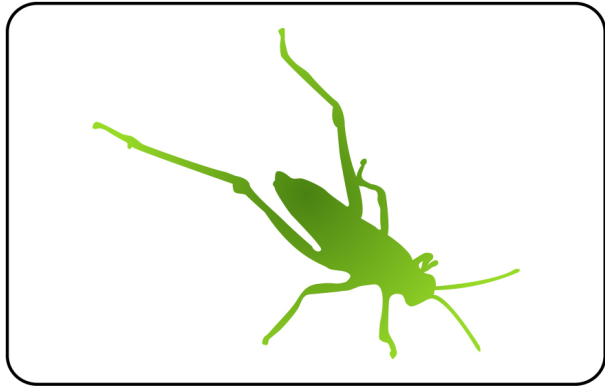
SudoHopper3D

SudoHopper3D




RhinoFabStudio®

RhinoFabStudio®




SudoHopper3D

SudoHopper3D




RhinoFabStudio®

RhinoFabStudio®




SudoHopper3D

SudoHopper3D



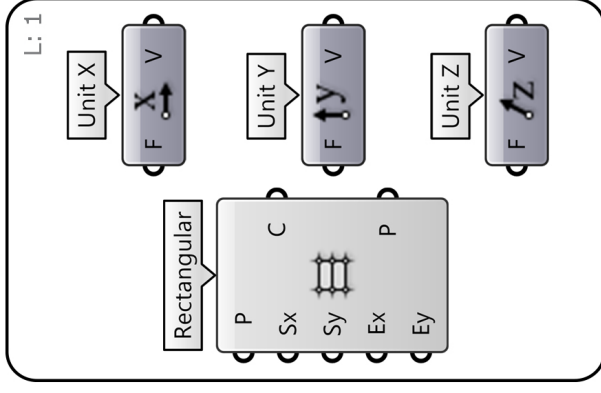
RhinoFabStudio®

RhinoFabStudio®



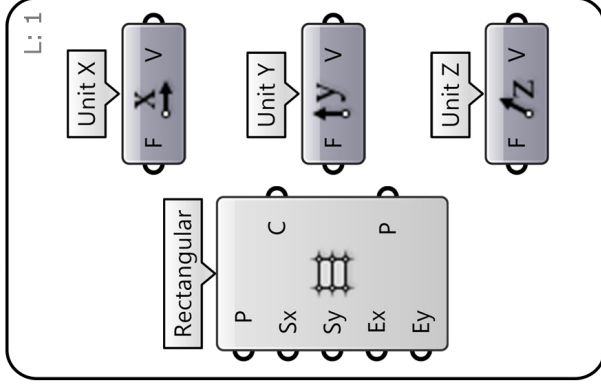
SudoHopper3D

SudoHopper3D



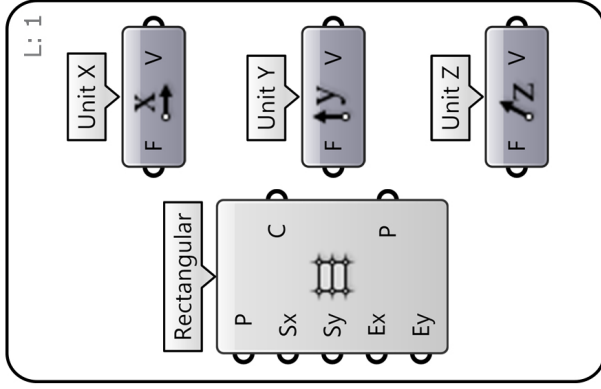
RhinoFabStudio®

SudoHopper3D



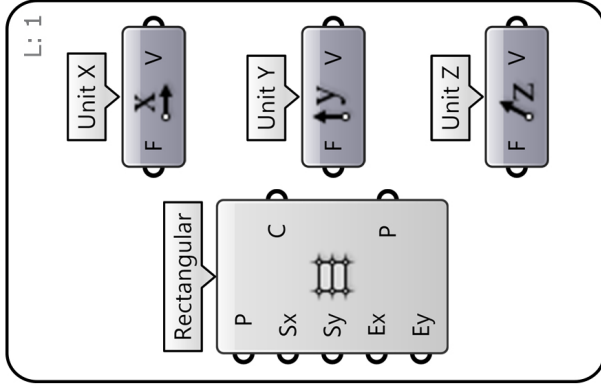
RhinoFabStudio®

SudoHopper3D



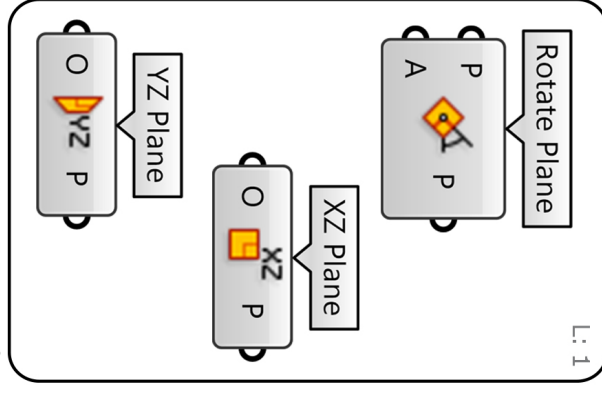
RhinoFabStudio®

SudoHopper3D



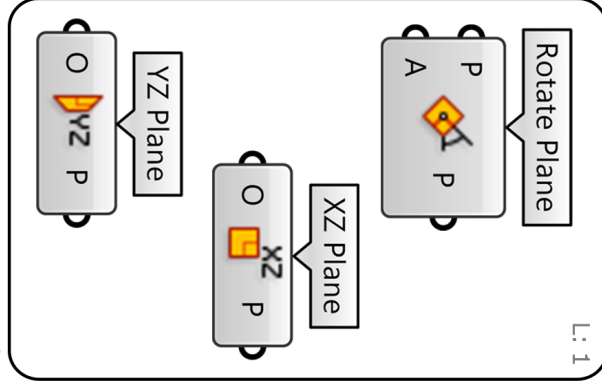
RhinoFabStudio®

SudoHopper3D



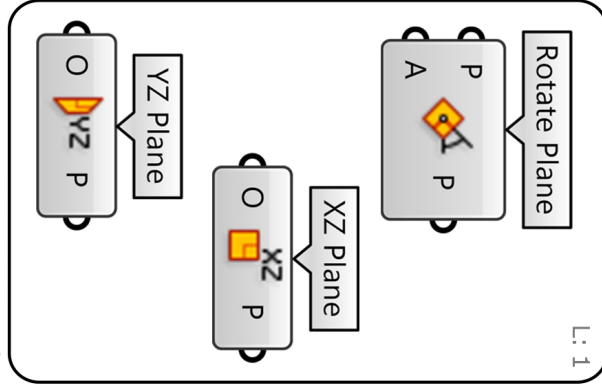
RhinoFabStudio®

SudoHopper3D



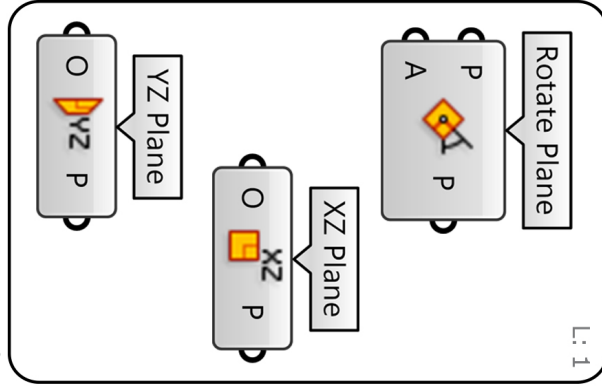
RhinoFabStudio®

SudoHopper3D




RhinoFabStudio®

SudoHopper3D




RhinoFabStudio®

SudoHopper3D




RhinoFabStudio®

RhinoFabStudio®




SudoHopper3D

SudoHopper3D




RhinoFabStudio®

RhinoFabStudio®




SudoHopper3D

SudoHopper3D




RhinoFabStudio®

RhinoFabStudio®




SudoHopper3D

SudoHopper3D



RhinoFabStudio®

RhinoFabStudio®



SudoHopper3D

Param Viewer

Data with 3 branches

{0;0}	N = 11
{0;1}	N = 11
{0;2}	N = 11

L: 1

Divide Distance



Param Viewer

Data with 3 branches

{0;0}	N = 11
{0;1}	N = 11
{0;2}	N = 11

L: 1

Divide Distance



Param Viewer

Data with 3 branches

{0;0}	N = 11
{0;1}	N = 11
{0;2}	N = 11

L: 1

Divide Distance



Param Viewer

Data with 3 branches

{0;0}	N = 11
{0;1}	N = 11
{0;2}	N = 11

L: 1

Divide Distance



L: 1

XY Plane



Amplitude



Move



L: 1

XY Plane



Amplitude



Move



L: 1

XY Plane



Amplitude



Move



L: 1

XY Plane



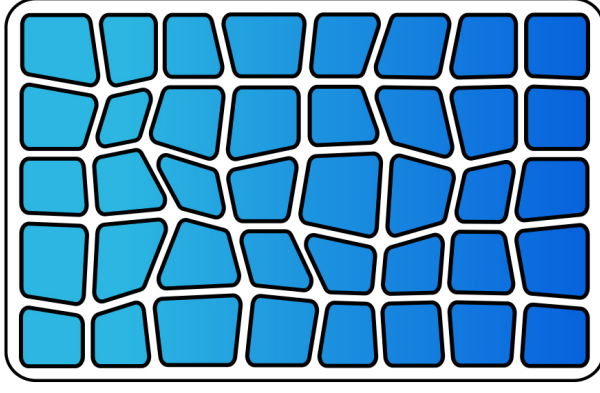
Amplitude



Move

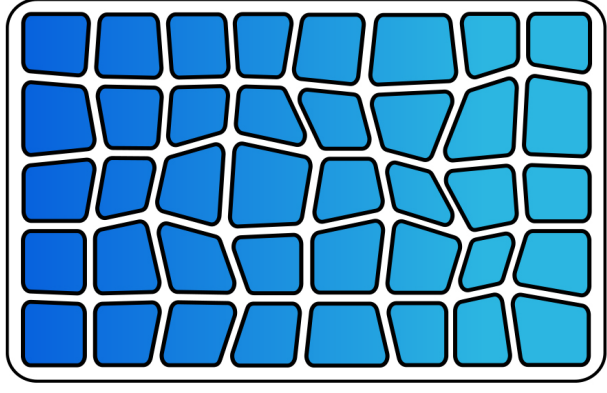


SudoHopper3D



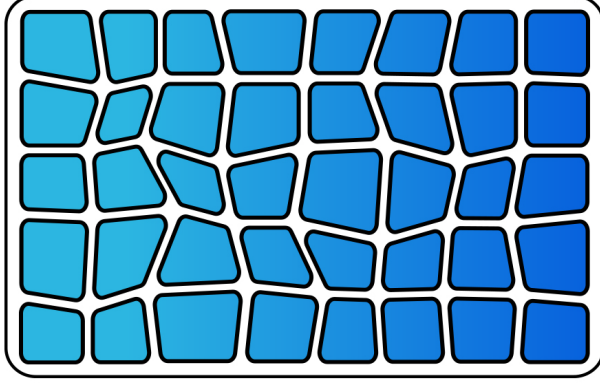
Rhino FabStudio®

RhinoFabStudio®



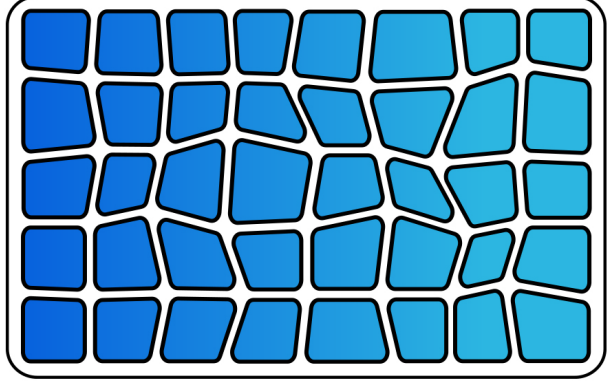
SudoHopper3D

SudoHopper3D



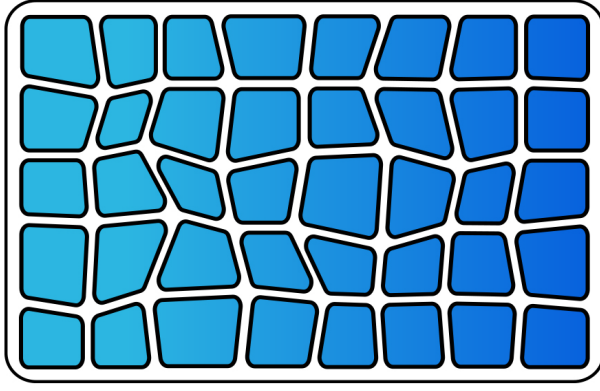
Rhino FabStudio®

RhinoFabStudio®



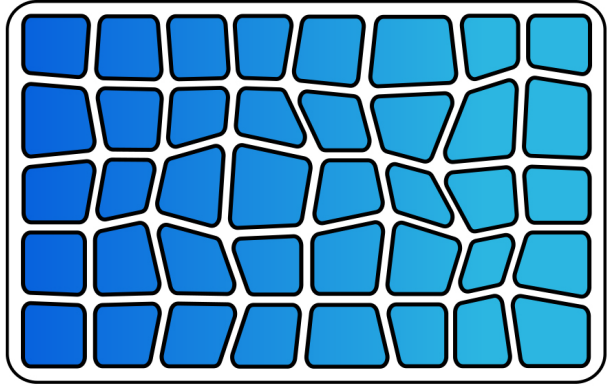
SudoHopper3D

SudoHopper3D



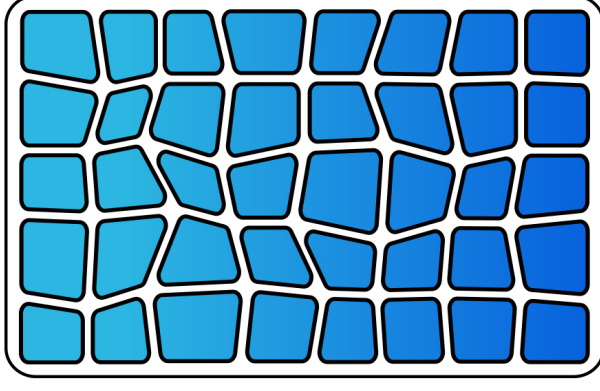
Rhino FabStudio®

RhinoFabStudio®



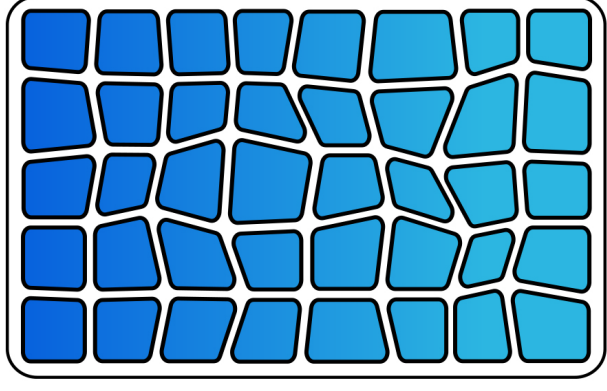
SudoHopper3D

SudoHopper3D

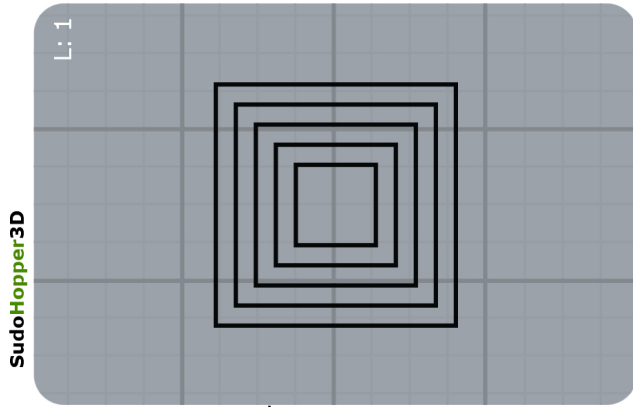


Rhino FabStudio®

RhinoFabStudio®



SudoHopper3D

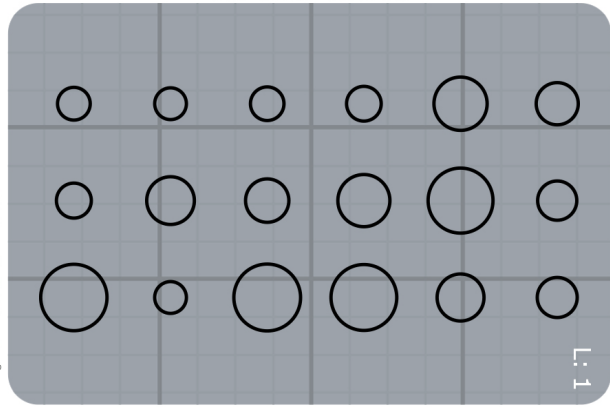


Draw these 5 squares

SudoHopper3D

L: 1

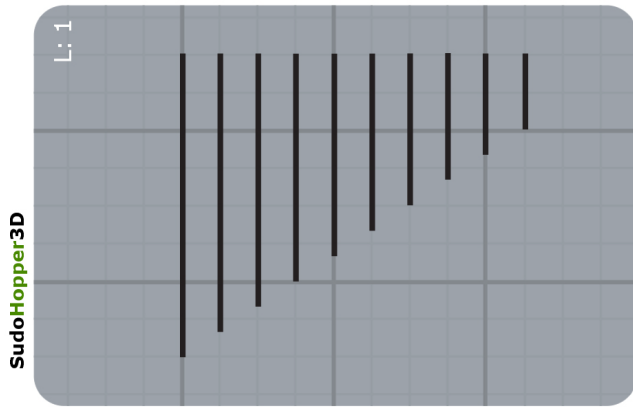
RhinoFabStudio®



Random circles

SudoHopper3D

L: 1

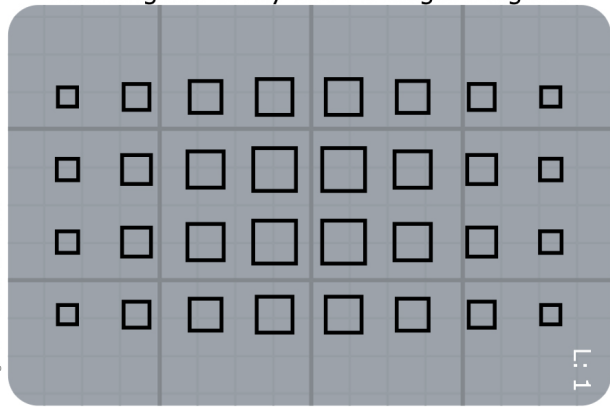


Scale and array these lines

SudoHopper3D

L: 1

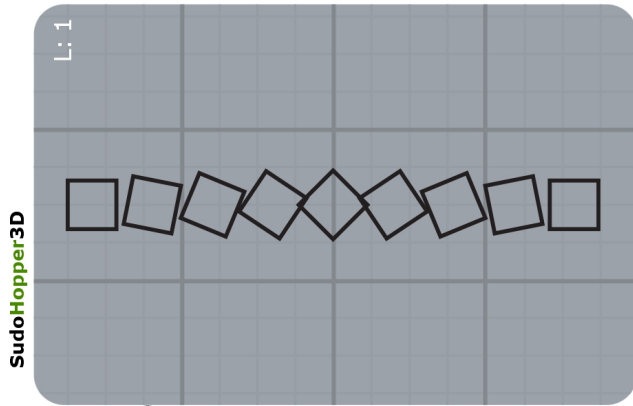
RhinoFabStudio®



Rectangular array with a single magnet

SudoHopper3D

L: 1

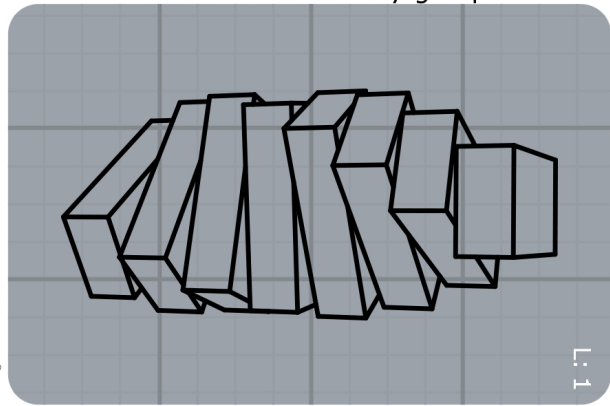


Rotate and move from 0 to 90 degrees

SudoHopper3D

L: 1

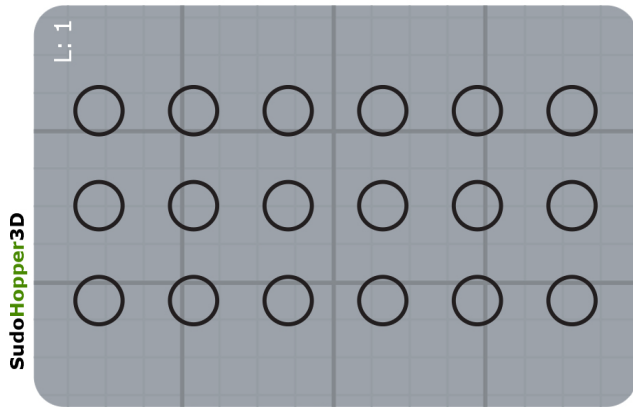
RhinoFabStudio®



Rotate boxes as they go up

SudoHopper3D

L: 1

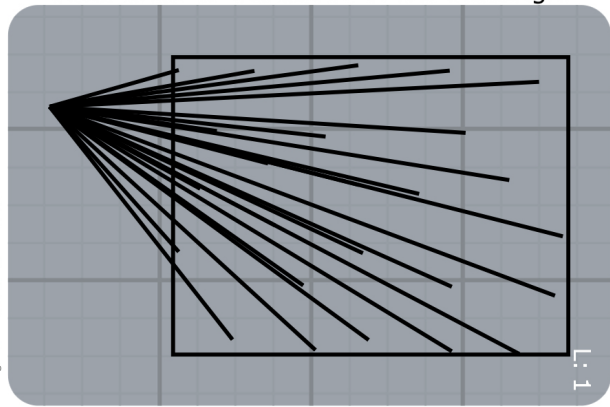


3 x 6 rectangular array

SudoHopper3D

L: 1

RhinoFabStudio®

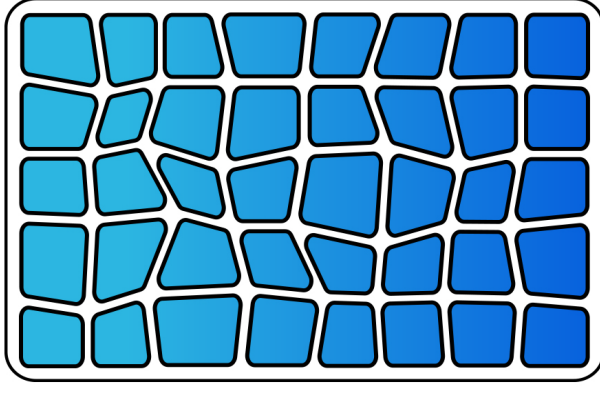


Draw lines to the inside of the rectangle

SudoHopper3D

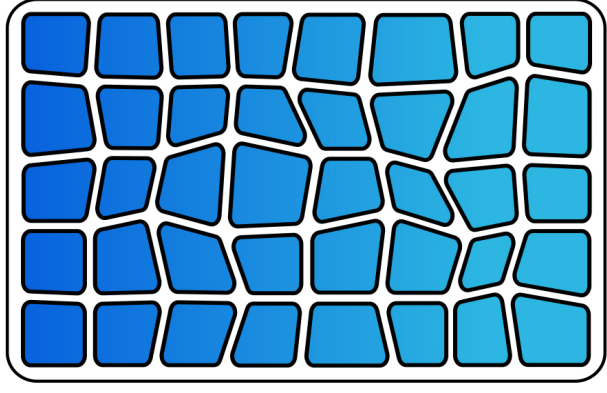
L: 1

SudoHopper3D



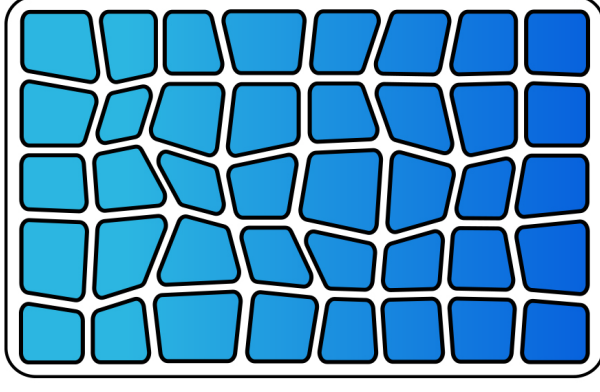
Rhino FabStudio®

RhinoFabStudio®



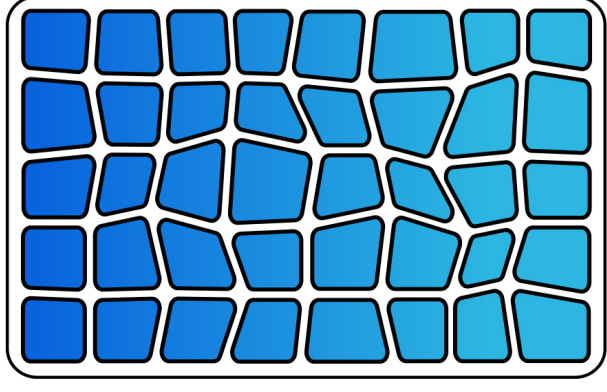
SudoHopper3D

SudoHopper3D



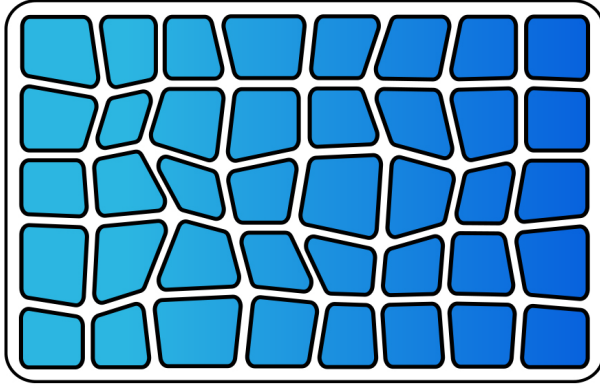
Rhino FabStudio®

RhinoFabStudio®



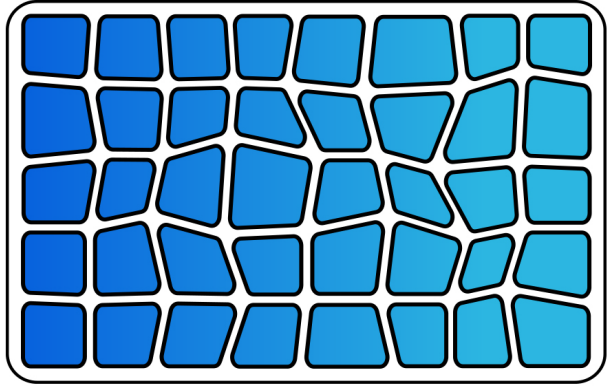
SudoHopper3D

SudoHopper3D



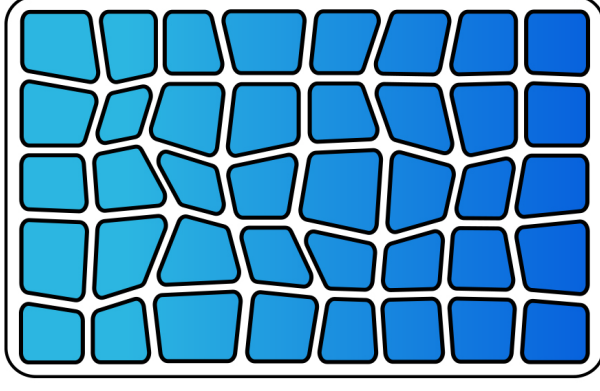
Rhino FabStudio®

RhinoFabStudio®



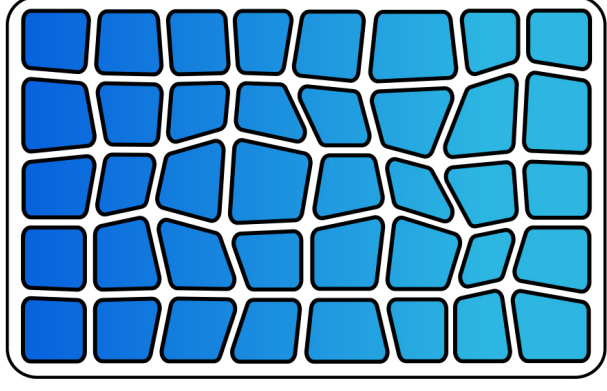
SudoHopper3D

SudoHopper3D

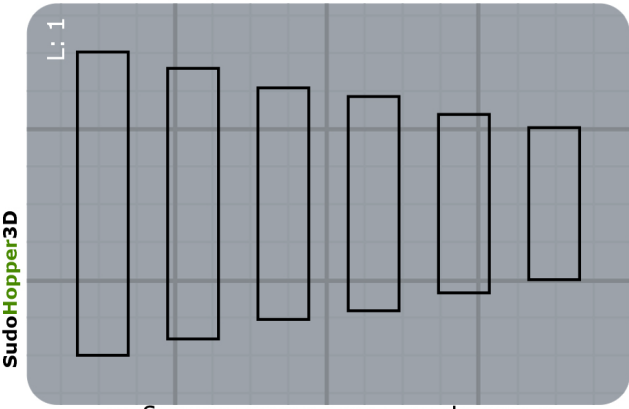


Rhino FabStudio®

RhinoFabStudio®



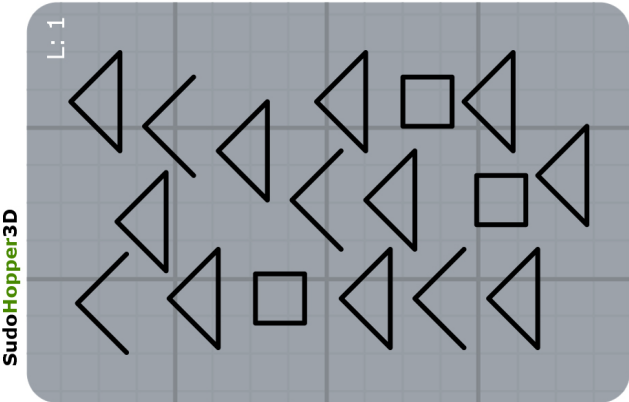
SudoHopper3D



SudoHopper3D

L: 1

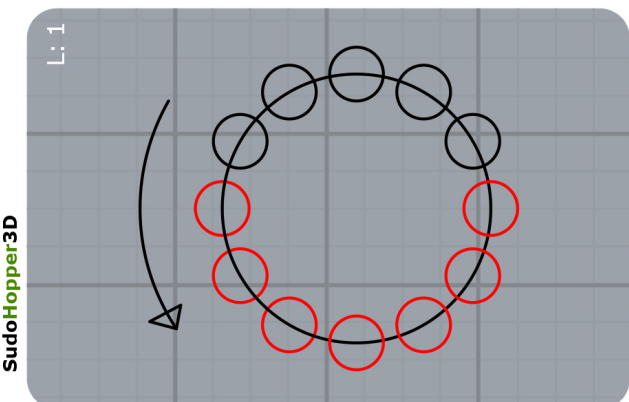
Scale up or down these rectangles



SudoHopper3D

L: 1

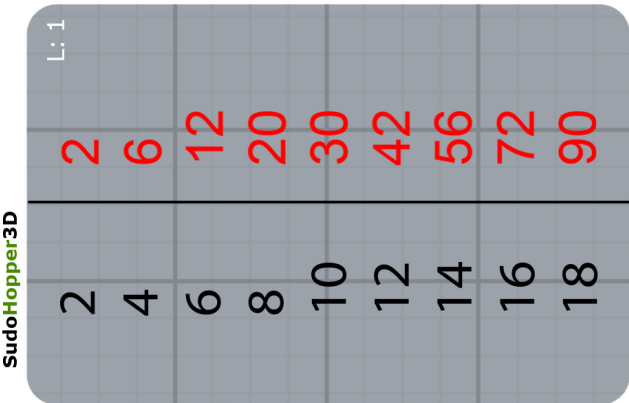
Select only the closed curves



SudoHopper3D

L: 1

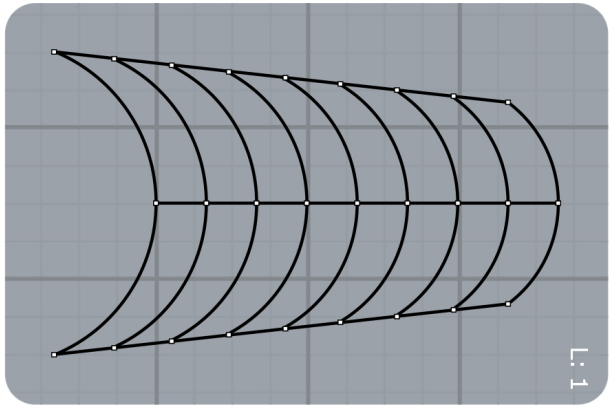
Select only the red circles



SudoHopper3D

L: 1

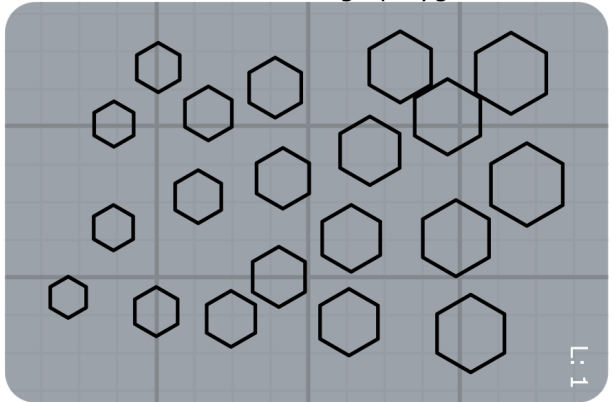
Create both lists of numbers, black & red



RhinoFabStudio

L: 1

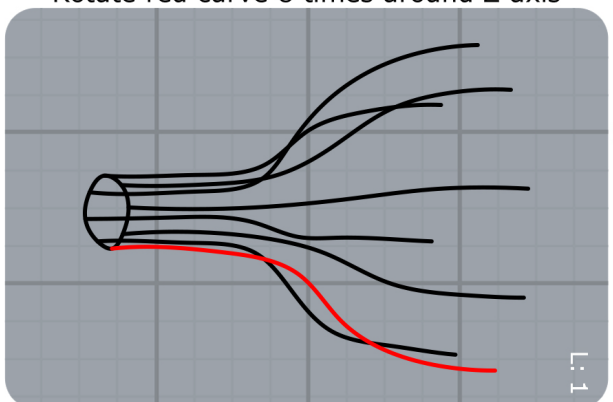
Draw these arcs



RhinoFabStudio

L: 1


From small to large polygons



RhinoFabStudio

L: 1

Rotate red curve 8 times around Z axis

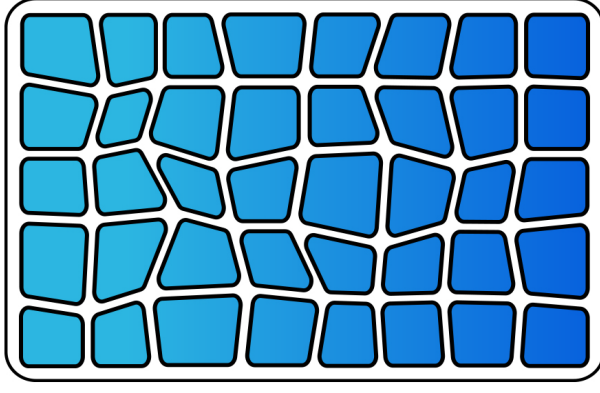


RhinoFabStudio

L: 1

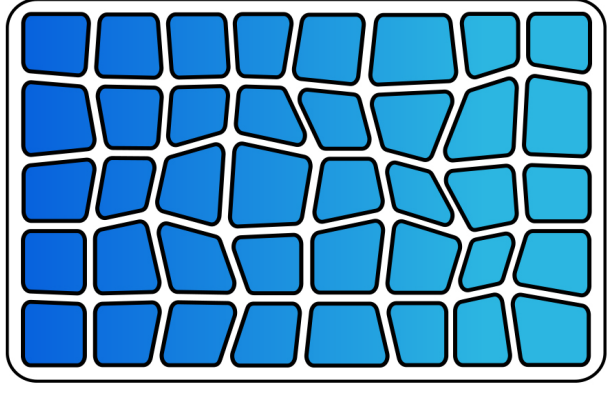
Create both of these lists

SudoHopper3D



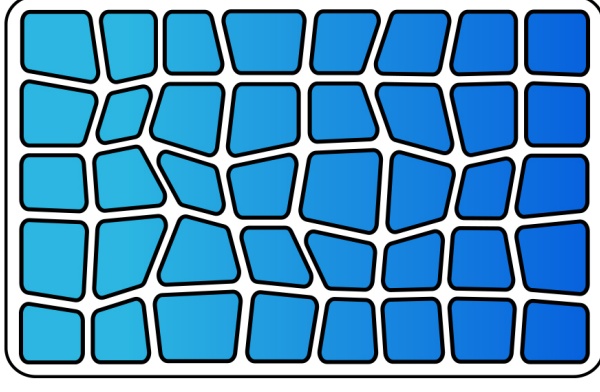
Rhino FabStudio®

RhinoFabStudio®



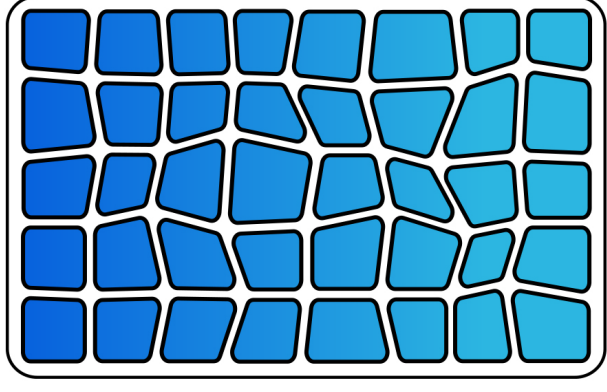
SudoHopper3D

SudoHopper3D



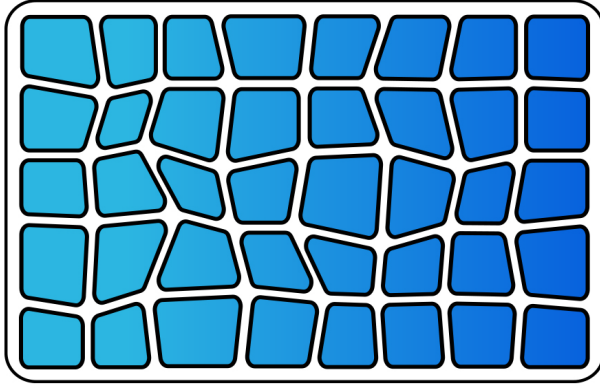
Rhino FabStudio®

RhinoFabStudio®



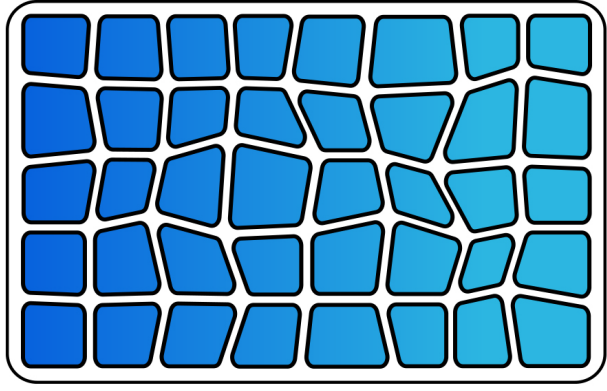
SudoHopper3D

SudoHopper3D



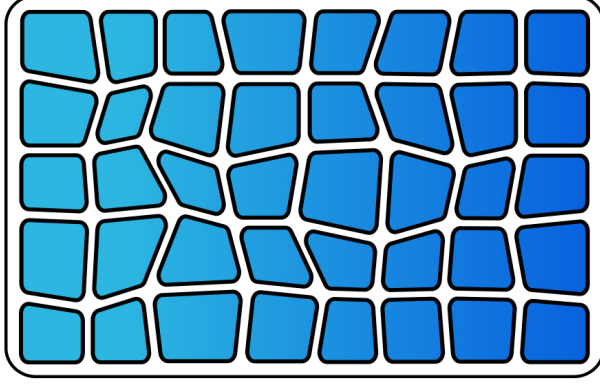
Rhino FabStudio®

RhinoFabStudio®



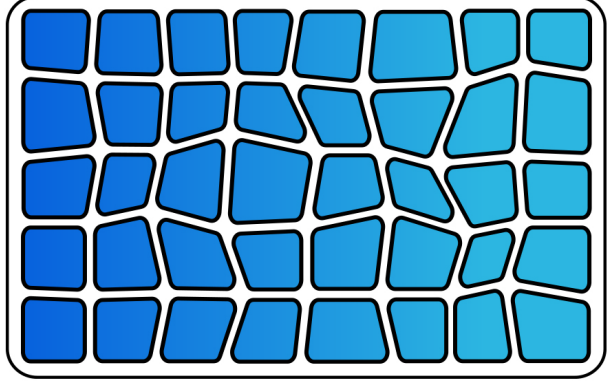
SudoHopper3D

SudoHopper3D



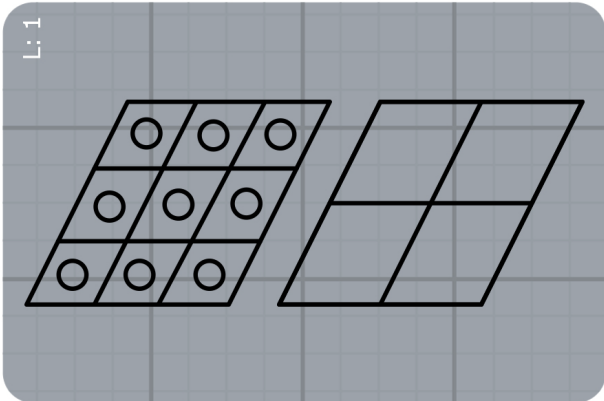
Rhino FabStudio®

RhinoFabStudio®



SudoHopper3D

Divide Srf into 9 Rec and draw 9 Circles

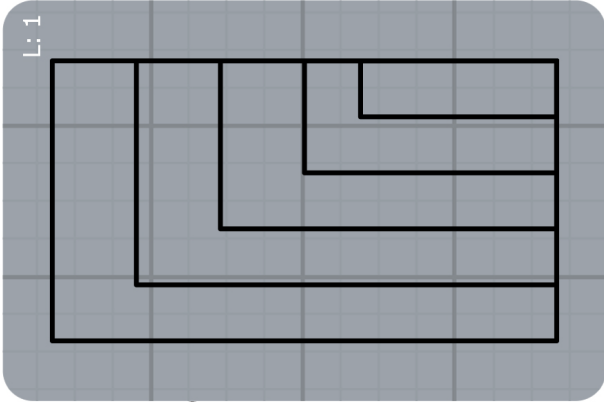


SudoHopper3D

L: 1

RhinoFabStudio®

Draw these 5 rectangles



SudoHopper3D

L: 1

RhinoFabStudio®

Create both lists of numbers

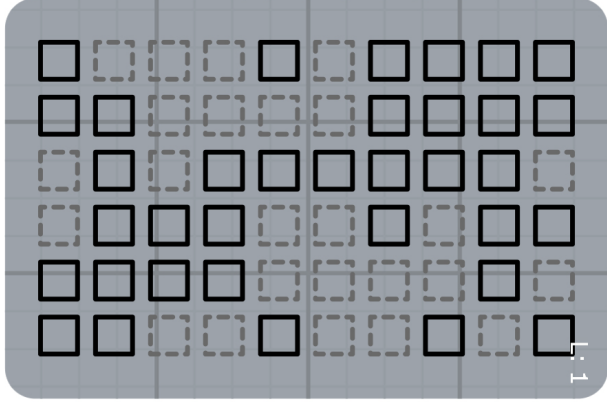


SudoHopper3D

L: 1

RhinoFabStudio®

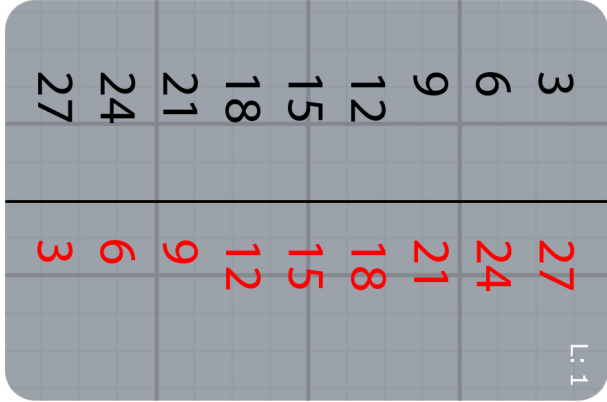
Draw only the black squares



SudoHopper3D

L: 1

Create both lists of numbers



SudoHopper3D

L: 1

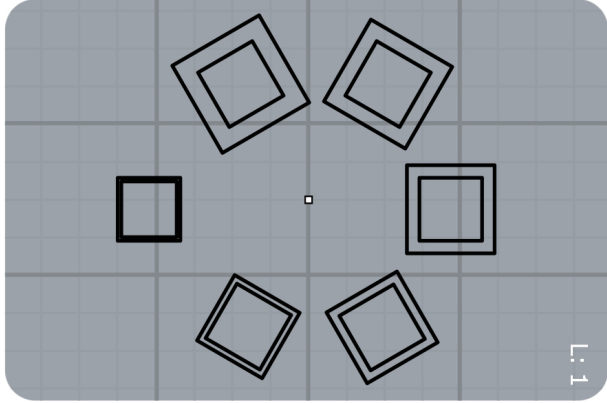
Draw a rectangle & a diagonal red line



SudoHopper3D

L: 1

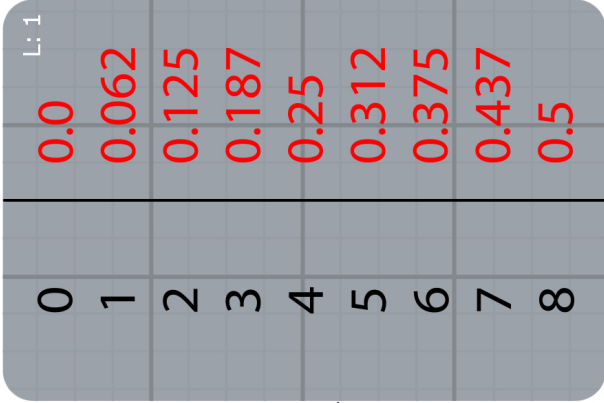
Polar array 6 Squares and scale them 2D



SudoHopper3D

L: 1

From the first list, create the second list

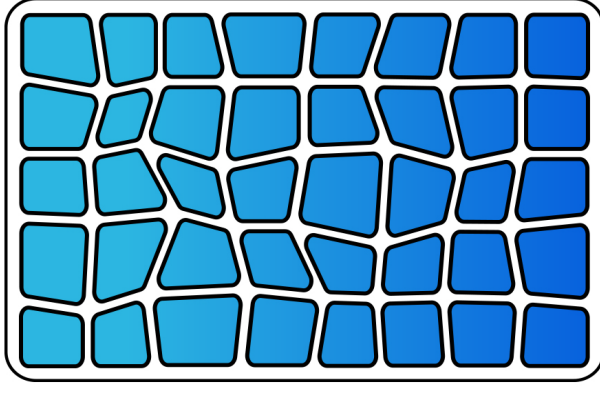


SudoHopper3D

L: 1

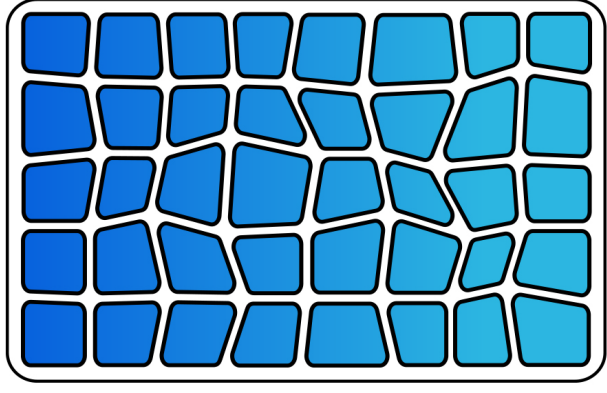
RhinoFabStudio®

SudoHopper3D



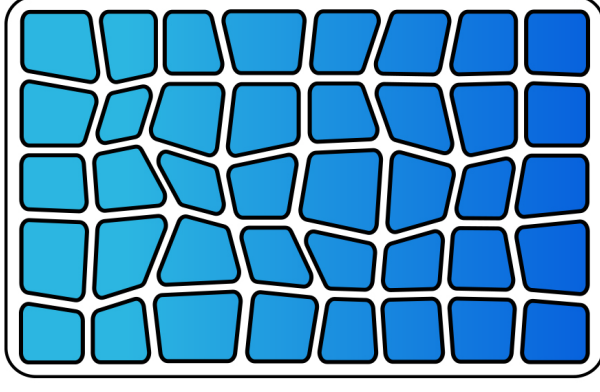
Rhino FabStudio®

RhinoFabStudio®



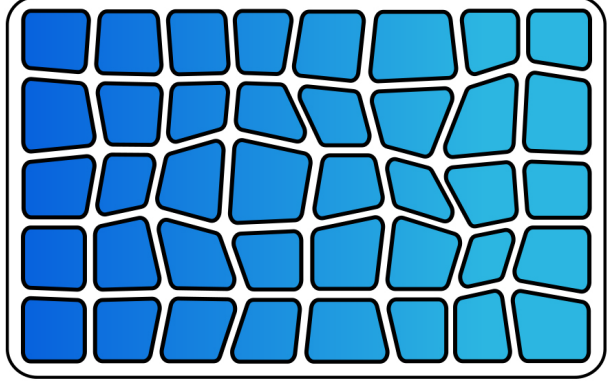
SudoHopper3D

SudoHopper3D



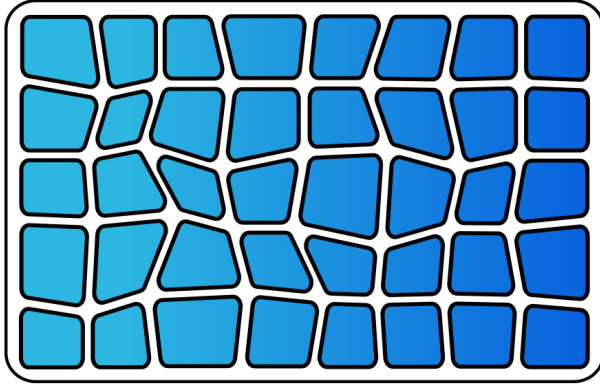
Rhino FabStudio®

RhinoFabStudio®



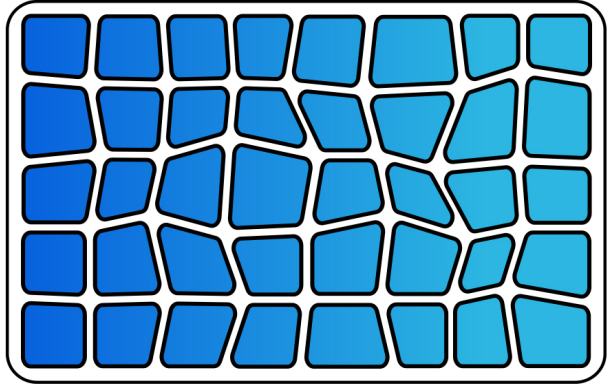
SudoHopper3D

SudoHopper3D



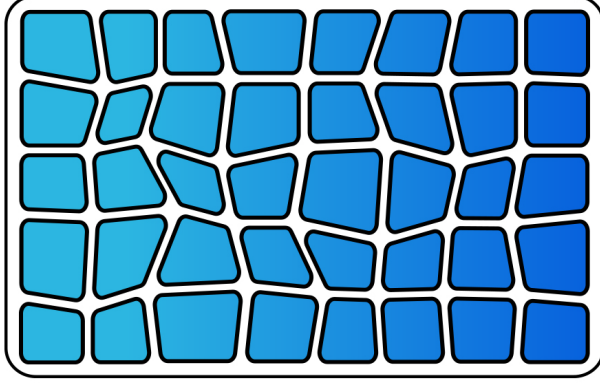
Rhino FabStudio®

RhinoFabStudio®



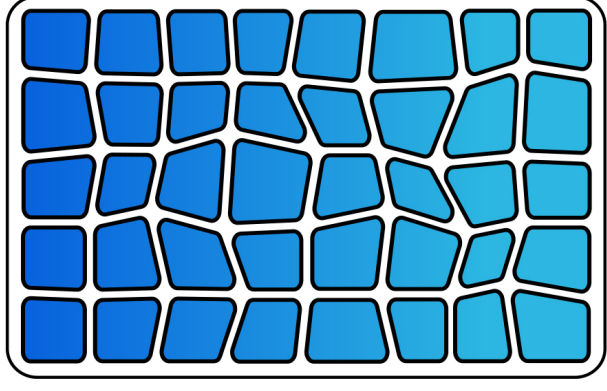
SudoHopper3D

SudoHopper3D

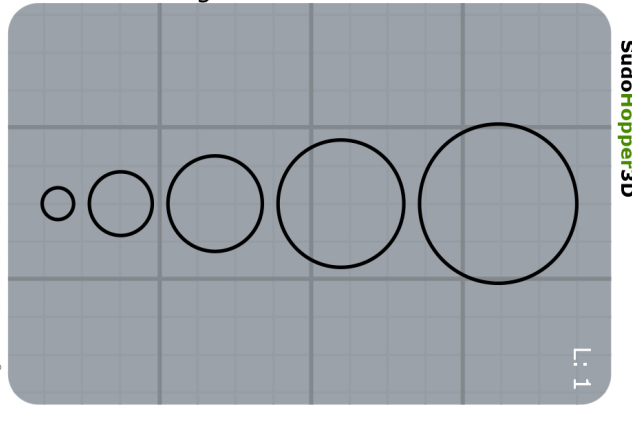
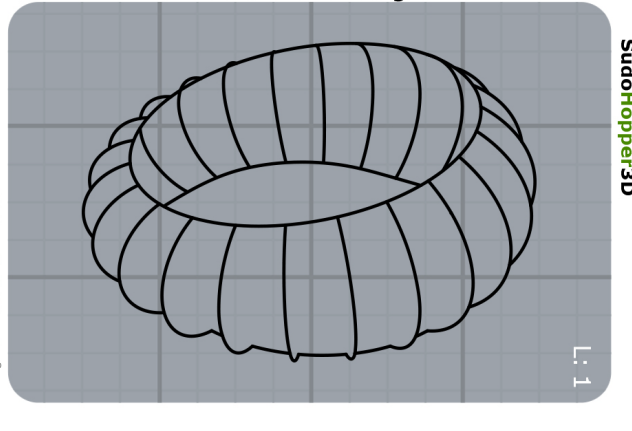
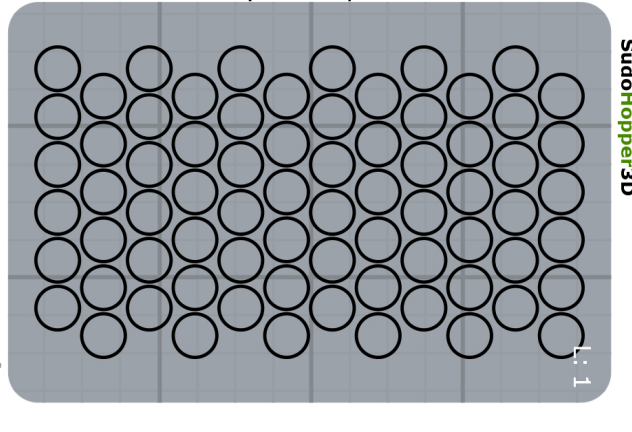
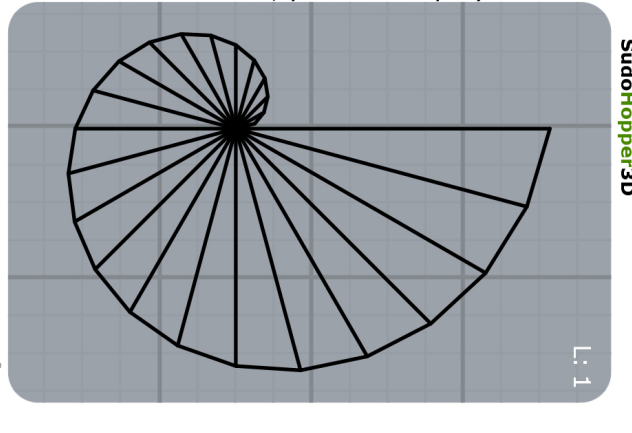
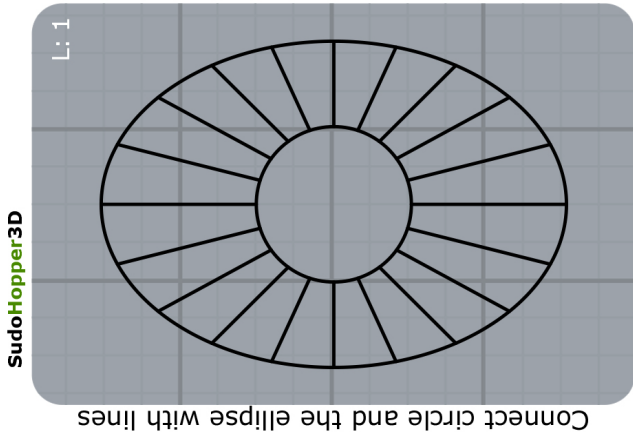
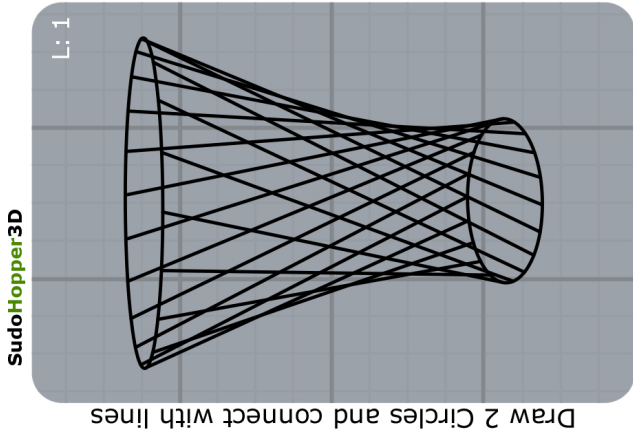
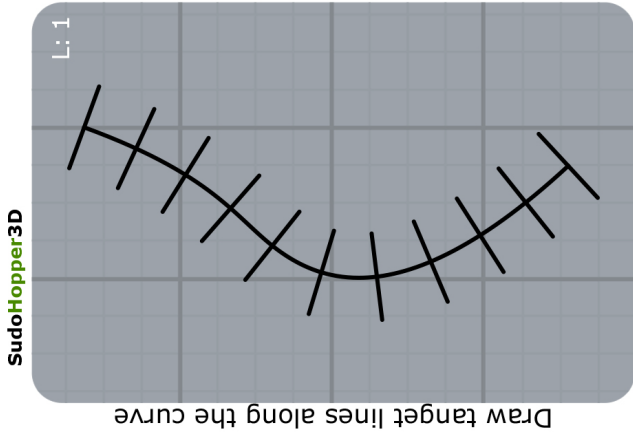
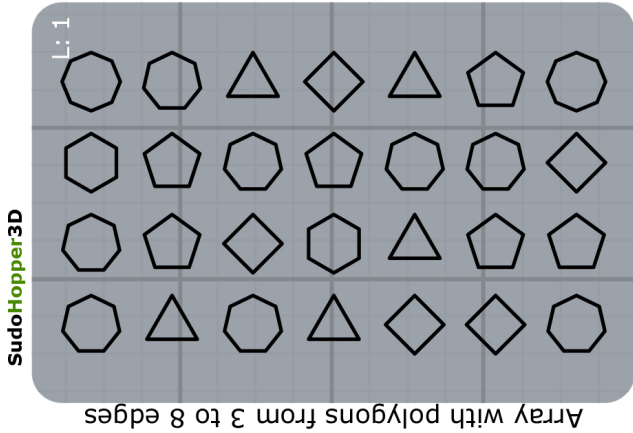


Rhino FabStudio®

RhinoFabStudio®



SudoHopper3D



SudoHopper3D

SudoHopper3D

SudoHopper3D

RhinoFabStudio®

RhinoFabStudio®

RhinoFabStudio®

RhinoFabStudio®

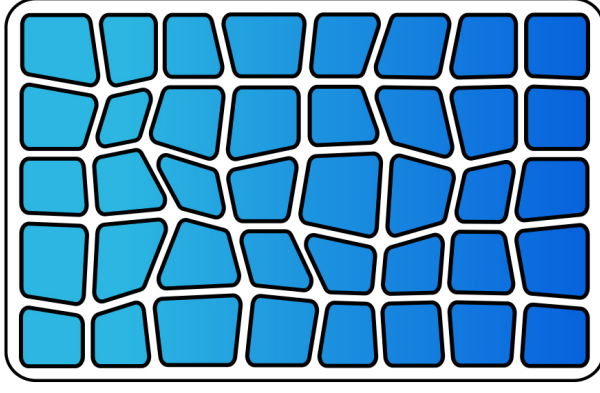
SudoHopper3D

SudoHopper3D

SudoHopper3D

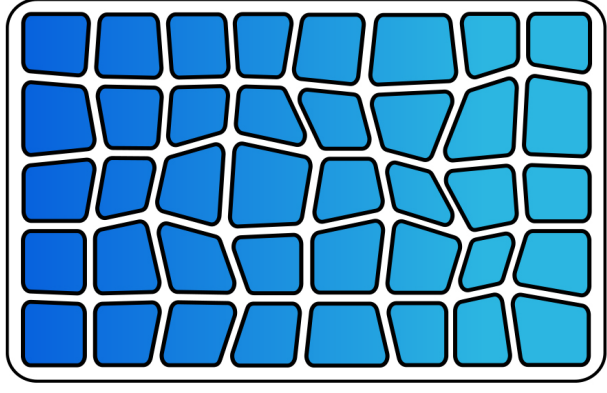
SudoHopper3D

SudoHopper3D



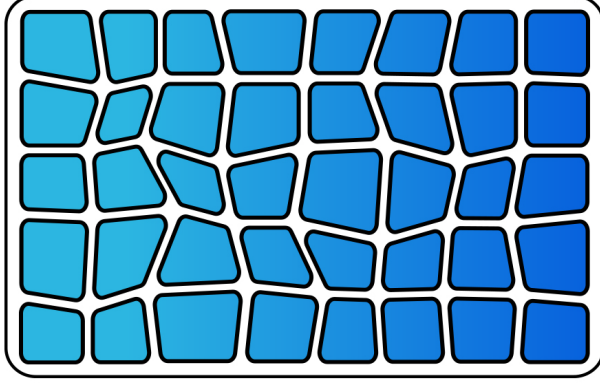
Rhino FabStudio®

RhinoFabStudio®



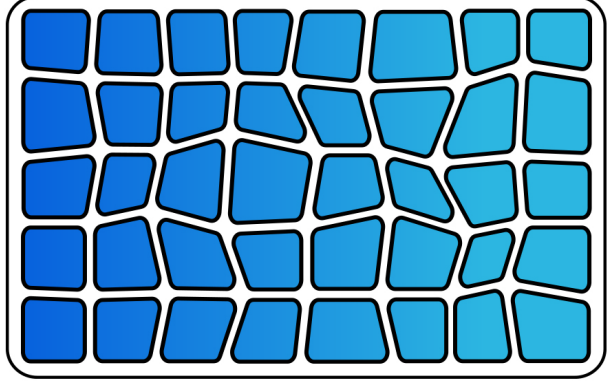
SudoHopper3D

SudoHopper3D



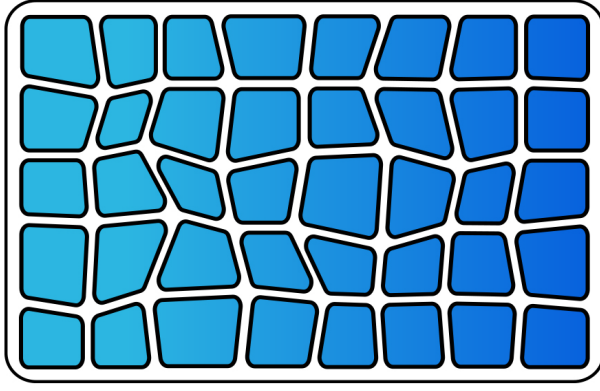
Rhino FabStudio®

RhinoFabStudio®



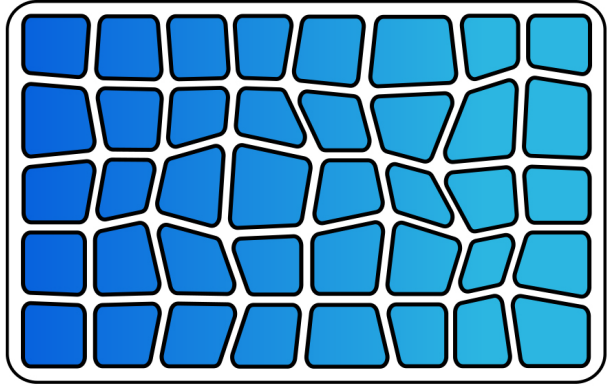
SudoHopper3D

SudoHopper3D



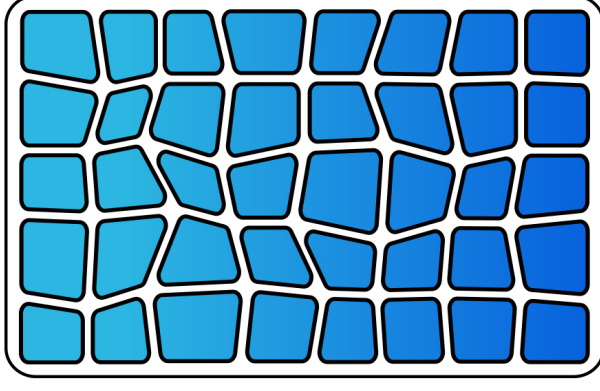
Rhino FabStudio®

RhinoFabStudio®



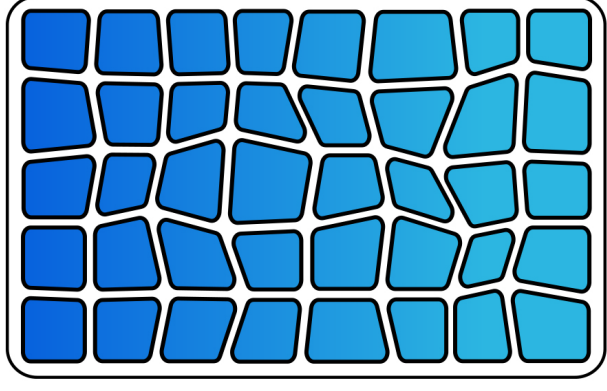
SudoHopper3D

SudoHopper3D




Rhino FabStudio®

RhinoFabStudio®



SudoHopper3D


SudoHopper3D



SudoHopper3D




SudoHopper3D



SudoHopper3D



RhinoFabStudio®



RhinoFabStudio®



RhinoFabStudio®



RhinoFabStudio®



SudoHopper3D

SudoHopper3D

SudoHopper3D

SudoHopper3D