

NPTE Outline

About Me

- ▶ Will Crane PT, DPT, OCS
- ▶ Graduated in 2011
- ▶ Practicing PT, including former rehab director at a critical access hospital
- ▶ PT Final Exam est. 2012



The NPTE Podcast



Recent NPTE Changes

- ▶ Separated Lymphatic System from the general Cardiovascular and Pulmonary Systems (3-8 questions)
- ▶ Gastrointestinal System Examination (0-2 questions)
- ▶ Reduction of MSK system by about 10%
- ▶ Increase in System Interactions by a few questions
- ▶ Minor reallocations to accommodate the changes
- * ▶ Video questions

BODY SYSTEM	Physical Therapy Examination	Foundations for Evaluation, Differential Diagnosis, & Prognosis	Interventions	TOTAL PER SYSTEM
Cardiovascular & Pulmonary Systems	7-9	8-9	8-10	23-28
Musculoskeletal System	18-21	17-20	16-19	* 51-60
Neuromuscular & Nervous Systems	15-17	14-16	15-17	* 44-50
Integumentary System	3-4	3-4	3-4	9-12
Metabolic & Endocrine Systems	-	3-4	2-3	5-7
Gastrointestinal System	0-2	2-3	1-2	3-7
Genitourinary System	1-2	2-3	1-2	4-7
Lymphatic System	0-2	1-3	2-3	3-8
System Interactions	-	8-12	-	8-12
TOTAL ACROSS SYSTEMS	44-57	58-74	48-60	-
NONSYSTEM				TOTAL PER NONSYSTEM
Equipment, Devices, & Technologies				5-6
Therapeutic Modalities				6-8
Safety & Protection				5-6
Professional Responsibilities				4-5
Research & Evidence-Based Practice				3-5
TOTAL				200

FSBPT and COVID19

- ▶ Extended Test Dates
- ▶ Be prepared for headaches at Prometric
 - ▶ Masks ✖
 - ▶ Distancing
 - ▶ Lengthier check-in process (cleaning, distancing, etc.)

Content Outline

 Textbook Survey:

<http://www.fsbpt.org/Educators/TextbookSurveyData.aspx>

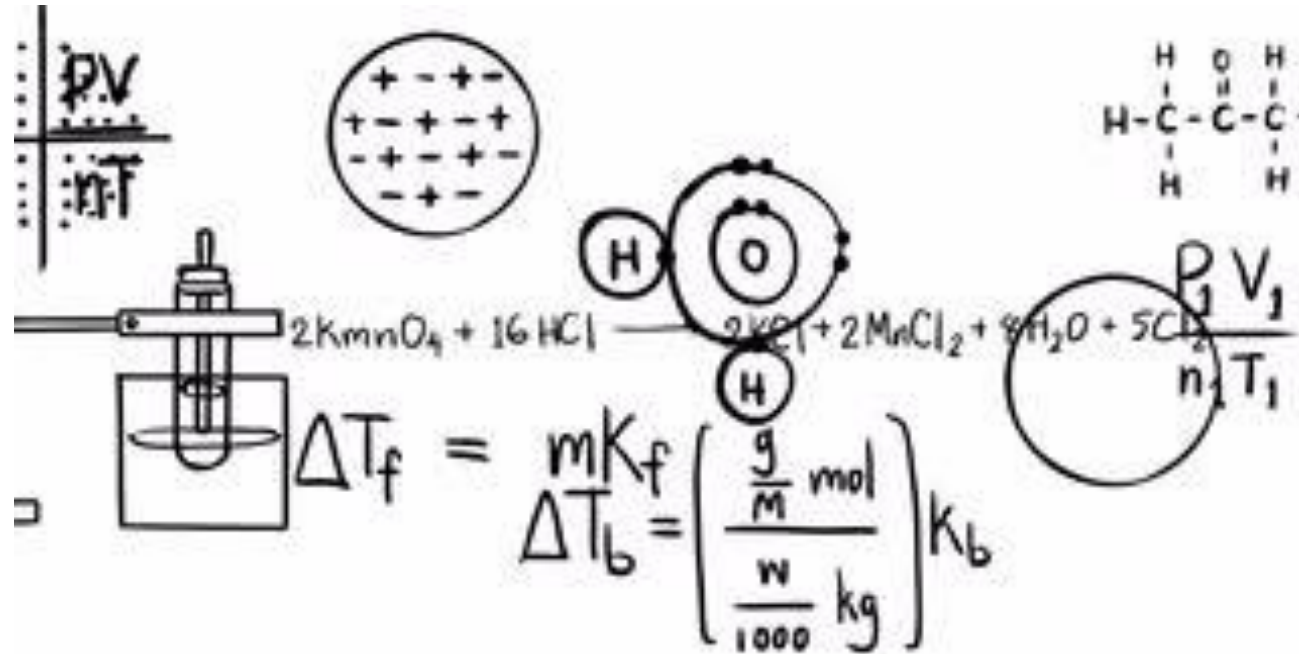
Content Outlines:

<http://www.fsbpt.org/Educators/PrepareCandidatesforNPTE/NPTEContent.aspx>

 Practice Analysis:

<http://www.fsbpt.org/FreeResources/NPTEDevelopment/EnsuringValidity.aspx>

What is actually on the NPTE?



What is actually on the NPTE?

NPTE-PT Test Content Outline, effective January 2018

This test is designed to measure whether an examinee has the knowledge required of entry-level physical therapist practitioners. The focus is on the **clinical application** of knowledge, concepts, and principles necessary for the provision of **safe and effective patient care**. Provision of safe patient care includes consideration of current best evidence from clinically relevant research regarding the safety and efficacy of therapeutic, rehabilitative, and preventative physical therapy services.

NUMBER OF ITEMS (RANGE)				
BODY SYSTEM	Physical Therapy Examination	Foundations for Evaluation, Differential Diagnosis, & Prognosis	Interventions	TOTAL PER SYSTEM
Cardiovascular & Pulmonary Systems	7-9	8-9	8-10	23-28
Musculoskeletal System	18-21	17-20	16-19	51-60
Neuromuscular & Nervous Systems	15-17	14-16	15-17	44-50
Integumentary System	3-4	3-4	3-4	9-12
Metabolic & Endocrine Systems	–	3-4	2-3	5-7
Gastrointestinal System	0-2	2-3	1-2	3-7
Genitourinary System	1-2	2-3	1-2	4-7
Lymphatic System	0-2	1-3	2-3	3-8
System Interactions	–	8-12	–	8-12
TOTAL ACROSS SYSTEMS	44-57	58-74	48-60	–
NONSYSTEM				TOTAL PER NONSYSTEM
Equipment, Devices, & Technologies				5-6
Therapeutic Modalities				6-8
Safety & Protection				5-6
Professional Responsibilities				4-5
Research & Evidence-Based Practice				3-5
TOTAL				200

What is actually on the NPTE?

- ▶ Entry level (within 12 months of practice)
- ▶ Current content (within last 5 years in published textbooks)

Exam Development

▶ FSBPT:

- ▶ The test is developed by a diverse set of item writers across the country in various practice settings
- ▶ Each item is edited and analyzed in approximately 8 committees
- ▶ Each item becomes a “pre-test item”
- ▶ Analyzed via Item Response Theory for psychometric qualities



Exam Development

- ▶ Grouped into 200 question “blocks,” or exam forms
- ▶ 200 scored questions + 50 unscored “pretest” items
- ▶ 5-10 different exam forms on any given test day
- ▶ Each form is then compared to previous forms for statistical validity and then scaled appropriately, using Item Response Theory
- ▶ Each test item is used only 1-2x before retirement
- ▶ 250 items (PT) and 200 items (PTA)



PT vs PTA

- ▶ Total

- ▶ 250 items (PT), 5 sections

- ▶ 200 items (PTA), 4 sections

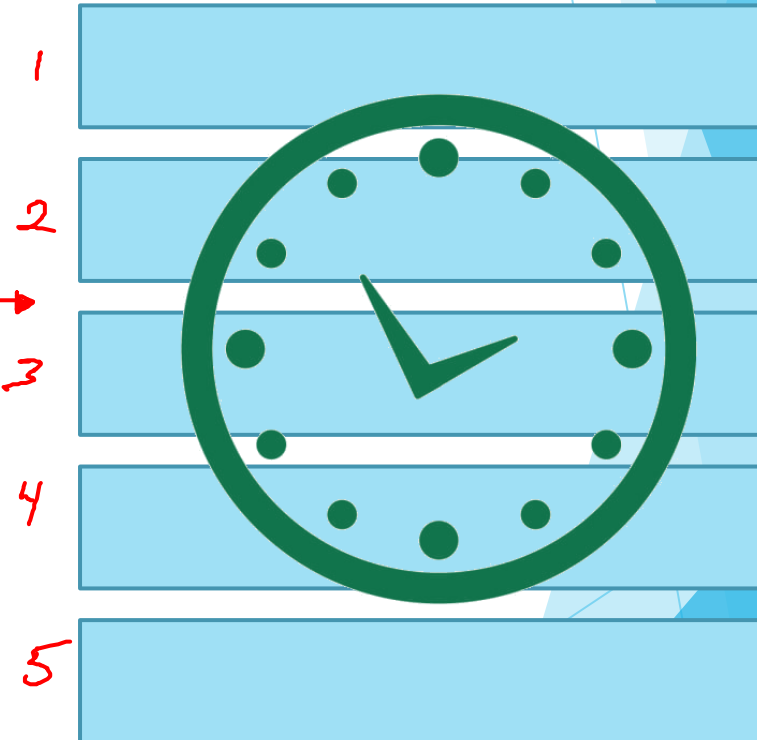


Exam Timing

- ▶ Standard time: 5 hours time bank
 - ▶ 5 sections x 50 questions
 - ▶ Target 1 hour per section
 - ▶ 72 seconds per item
 - ▶ “Scheduled Break” after section 2
 - ▶ “Unscheduled Breaks” between any other section
 - ▶ Running clock shown in test window


15 min

Time is deducted



Exam Structure

- ▶ 5 sections x 50 questions each (250 total)
- ▶ Can “~~strikethrough~~” or “mark” questions if desired
- ▶ Scratch paper available for making calculations or “braindumping”



Exam Scoring



~~75%~~ ~ 68%

- ▶ Must have 600/800 scale score to pass the exam
 - ▶ Approximately 137/200 correct (usually ranges 135-140)
 - ▶ Same for every state board governed by FSBPT
 - ▶ Exam scoring is done electronically and automatically
 - ▶ Manual review only occurs if there was an incident at the test site or if there was an unusual answer pattern
 - ▶ “Score withheld” most commonly occurs after large score increase (especially after taking our classes) 😊
- ▶ No penalty for guessing



NPTE Myths

MYTHS
BUSTED

NPTE MYTHS!

▶ FALSE:

- ▶ ‘The test is “harder” in July and “easier” in January.’
- ▶ ‘A score of 800/800 means you answered every question correct’ *92%*
- ▶ ‘There are “multiple correct answers” to each question’
- ▶ ‘The Federation of State Boards of Physical Therapy is “out of touch” with reality’
- ▶ ‘The test is purely academic’



Conclusion