


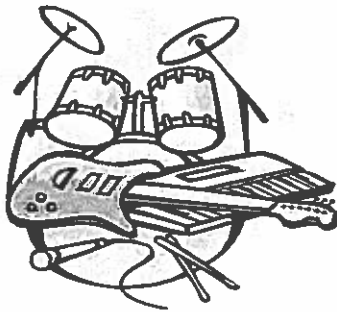


Rock Video Unit

ROCK VIDEO

Don't know what to do during the week or two before the Christmas, spring or summer break? Are you looking for an assessment tool for the **Drama and Dance** component of your students' report cards? Are your learners restless, needing a break from weeks of hard work? Why not shoot a rock video? Divide your learners into groups of two to five, allow them to choose their favourite "Grammar Jams" song and work on their very own rock video.

Rock videos are one of the most popular mediums today. The "Rock Video Unit" found in this instructional guide challenges learners to produce a rock video that will teach learners in the year 2050 the "grammatical or thematic structures" covered in the particular Grammar Jams song they choose. The Rock Video Unit encourages learners to dress up like music stars, create banners, signs, dance movements and sing their hearts out... anything that will help create an effective video.



This one to two week project teaches learners group work skills and more. It also enlightens them to the reality of how much work it takes to be a rock star! Feel free to change the marking scheme on any of the sheets of this Rock Video project to suit your personal school or home situation.

The enclosed Rock Video Unit sheets will lead learners through the entire process. We recommend that you spend part of the first class explaining all the details of the project. Allow learners three to five days to prepare and complete all tasks required according to the Rock Video checklist. Allow one to two days to shoot the rock videos. Spend one final class relaxing and evaluating the videos as a class. You may even choose to hold your own "Grammar Jams Video Award Ceremony."

When you are done, send us a copy of your learners' video(s) and we'll send you an official "Educorock Certificate of Appreciation" for your efforts (autographed by Étienne).



Rock Video Unit



Rock Video Checklist

The purpose of this video is to create a visual illustration of what your song teaches. Imagine you are making a video from which learners in the year 2050 will learn. You will be evaluated on such criteria as creativity, believability, excellence, group work and work completion.

The following is a checklist of important tasks your group will need to complete before shooting the rock video (check when the task is completed):

- The group must choose a song to work on. _____
- Choose an appropriate name for the band. _____
- Prepare all the necessary materials: instruments (guitars, microphones, etc.), banners (band name, song, words from the song, etc.)
- Determine each person's role in the video.
- Decide on appropriate wardrobe. What will you wear during the video?
- Ensure all the ingredients are there for a great rock video: creativity (time, energy put into choreography), believability (the look you create) and message relayed (the video must show what the song is designed to teach).

The following is a checklist of important tasks your group will need to complete for evaluation (check when the task is completed):

- A complete choreographed map of what will transpire during the entire video. This will be checked against the video to see if your hard work has paid off.
- Completed daily evaluation sheets from all members of the group.
- The above pages must be stapled together, with a title page! The title page needs your grade level, names of the group members, band name and song name.



Rock Video Unit

SAMPLE SHEETS

Rock Video Daily Evaluation Sheet

Name: Rob Daniels Grade: 8 Band Name: D.L.T. Band

The following is an evaluation sheet that you are required to complete at the end of each work session. Evaluate each section out of five marks:

Members of Band (group)	Date	Listened to others' ideas	Worked hard, contributed	Overall daily effort
Rob Daniels	March 9	4	4	4
Tim Landry	March 9	3	3	3
Paul Thomas	March 9	5	3	4
Rob Daniels	March 10	3	4	4

Video Choreography Sheet

Name: Rob Daniels Grade: 8 Band Name: D.L.T. Band

Rob Tim Paul


Turn to the left	Turn to the right	Sit down



Rock Video Unit

Video Choreography Sheet

Name: _____ Grade: _____ Band Name: _____



Rock Video Unit

"SUGGESTED" EVALUATION FORMS

Rock Video Evaluation Sheet

Name: _____ Grade: _____

Band Name: _____ Song: _____

Learner Video Preparation

Daily Evaluation Marks (self-evaluation)..... / 25

Daily Evaluation Marks (as given by group members)..... / 25

Group Video Preparation

Title Page (handed in neatly with required information) / 5

Props (signs, banners, wardrobe, home-made instruments etc.) / 20

The Rock Video

Video Presentation (video taught lesson of song) / 50

Video Production (creativity, believability etc.) / 20

Video Choreography (choreo. sheets and video matched) / 20

Class Mark (the class' evaluation of this group's video) / 10

Total: / 175

Rock Video Evaluation Sheet

Name: _____ Grade: _____

Band Name: _____ Song: _____

Learner Video Preparation

Daily Evaluation Marks (self-evaluation)..... / 25

Daily Evaluation Marks (as given by group members)..... / 25

Group Video Preparation

Title Page (handed in neatly with required information) / 5

Props (signs, banners, wardrobe, home-made instruments etc.) / 20

The Rock Video

Video Presentation (video taught lesson of song) / 50

Video Production (creativity, believability etc.) / 20

Video Choreography (choreo. sheets and video matched) / 20

Class Mark (the class' evaluation of this group's video) / 10

Total: / 175