



WHAT PAINTS TO BUY

ART SPECTRUM Artists' Oil Colour



<input checked="" type="checkbox"/>	Payne's Grey 150ml	
<input checked="" type="checkbox"/>	Titanium White 150ml	
<input checked="" type="checkbox"/>	Ultramarine Blue 40ml	
<input checked="" type="checkbox"/>	Phthalo Blue 40ml	
<input checked="" type="checkbox"/>	Turquoise 40ml	
<input type="checkbox"/>	Sapphire 40ml	
<input type="checkbox"/>	Phthalo Green 40ml	
<input checked="" type="checkbox"/>	Sap Green 40ml (this is a leaf green colour)	
<input checked="" type="checkbox"/>	Australian Green Gold 40ml	
<input type="checkbox"/>	Cadmium Green 40ml	
<input checked="" type="checkbox"/>	Golden Yellow 40ml	
<input checked="" type="checkbox"/>	Spectrum Yellow 40ml	
<input type="checkbox"/>	Cadmium Red 40ml	
<input checked="" type="checkbox"/>	Spectrum Vermillion 40ml	
<input type="checkbox"/>	Cadmium Red Deep 40ml	
<input checked="" type="checkbox"/>	Burnt Sienna 40ml	
<input type="checkbox"/>	Burnt Umber 40ml	
<input checked="" type="checkbox"/>	Permanent Magenta 40ml	
<input type="checkbox"/>	Flinders Blue Violet	
<input type="checkbox"/>	Flesh Tint 40ml	

OR a Cheeper option: MONT MARTE BRAND

ART SPECTRUM Artists' Oil Colour (found in those cheep shops)

<input checked="" type="checkbox"/>	Ivory Black 100ml
<input checked="" type="checkbox"/>	Titanium White 100ml
<input checked="" type="checkbox"/>	Ultramarine Blue 100ml
<input checked="" type="checkbox"/>	Phthalo Blue 100ml
<input checked="" type="checkbox"/>	Turquoise 100ml
<input type="checkbox"/>	Cyan Blue 100ml
<input type="checkbox"/>	Permanent Green 100ml
<input checked="" type="checkbox"/>	Sap Green 100ml
<input checked="" type="checkbox"/>	Olive Green 100ml
<input type="checkbox"/>	Green light 100ml
<input checked="" type="checkbox"/>	Yellow Deep 100ml
<input checked="" type="checkbox"/>	Yellow Medium 100ml
<input type="checkbox"/>	Cadmium Red Hue 100ml
<input checked="" type="checkbox"/>	Vermillion 100ml
<input type="checkbox"/>	Permanent Red 100ml
<input checked="" type="checkbox"/>	Burnt Sienna 100ml
<input type="checkbox"/>	Burnt Umber 100ml
<input checked="" type="checkbox"/>	Magenta 100ml
<input type="checkbox"/>	Mauve 100ml
<input type="checkbox"/>	Flesh Tone 100ml



COBRA
Permanent red violet light
(BRIGHT PINK)



I have found this pink to be the best for a very bright pink it is a water based oil, but works just the same as normal oils
COBRA



To buy the Art Spectrum series is close to \$300ish, all up!... the CADMIUMS are the most expensive. So I suggest to buy just some to begin that are circled and then build up. Most colours you can make up from what is circled. **Except bright pink (see COBRA brand)**

Another cheaper brand only found at RIOT



www.heatherbradbury.com.au

WHAT PAINTS TO BUY

HOLCROFT RIOT Oil Colour



<input type="checkbox"/>	Payne's Grey	
<input type="checkbox"/>	Titanium White	
<input type="checkbox"/>	Ultramarine Blue	
<input type="checkbox"/>	Phthalo Blue	
<input type="checkbox"/>	Coastal Turquoise	
<input type="checkbox"/>	Pool Party	
<input type="checkbox"/>	Phthalo Green	
<input type="checkbox"/>	Sap Green	
<input type="checkbox"/>	Australian Green Gold (not available)	
<input type="checkbox"/>	Daintree	
<input type="checkbox"/>	Egg Yolk	
<input type="checkbox"/>	Lemon Yellow	
<input type="checkbox"/>	Watermellon	
<input type="checkbox"/>	Holcroft Red	
<input type="checkbox"/>	Holcroft Crimson	
<input type="checkbox"/>	Holcroft Crimson	
<input type="checkbox"/>	Burnt Umber (not available)	
<input type="checkbox"/>	Permanent Magenta (not available)	
<input type="checkbox"/>	Princely Purple	
<input type="checkbox"/>	Titanium Rose	

I dont fully recommend this brand, it can be quite oily. But if you only have RIOT in your area, they are still totally fine oil paints to use.

Some colours are not available, so you may need to get them in another brand. **No pinks or natural greens, and Magenta is really important - so do find that!**

The colours are not exactly the same as the **Art Spectrum brand**, but I have chosen as close as I can so you can substitute the colours where needed.



Important things to also get:



MEDIUM
Langridge Low toxic, paint medium (odourless)
 Low toxicity and completely odourless alternative to traditional oil mediums where exposure to turpentine may be an issue.

They have recently changed their labels which now do not have the words: "Odourless" on the front, but it is still the same product!

Constituents: Stand Oil (40 Poise), Low Toxic Solvent, Alkali Refined Linseed Oil, Cobalt Drier.

WASHING UP:
 Chrome Incredible brush cleaner & Laundry soap



PALLETS
 Paper palette pads are usually found in the cheap shops. I usually attach a sheet to a thick piece of cardboard with tape. Some people prefer to use a wooden pallet, or even glad wrap over a tile! I actually love using glass! (find an old piece of glass from a frame and just put sticky tape around the edges so they are safer)

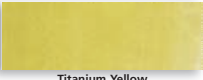














































































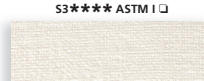
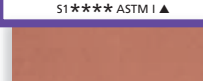











The red circles is my standard pallet, but the purple squares are a number of extra colours that we are using for online classes plus a bright pink which is not found in this brand.

Art Spectrum

PROFESSIONAL QUALITY ARTISTS' OIL COLOURS

Art Spectrum oil colours give the artist colours which are pure, brilliant and intense, and which remain that way. Only the very best pigments have been used and are stated on every tube.
For more information, visit www.artspectrum.com.au.

 Titanium Yellow S2***** ASTM I ▲	 Lemon Yellow S1***** ASTM II ▲	 Cadmium Yellow Light S4***** ASTM I ■ ■	 Spectrum Yellow S1***** ASTM I ▲	 Aureolin S5***** ASTM II □	 Cadmium Yellow S4***** ASTM I ■ ■	 Golden Yellow S2***** ASTM II ■		
 Indian Yellow S3***** ASTM I □	 Cadmium Yellow Deep S4***** ASTM I ■ ■	 Spectrum Orange S1***** ASTM II ■	 Cadmium Orange S4***** ASTM I ■ ■	 Coral S3***** ASTM I ▲	 Cadmium Scarlet S4***** ASTM I ■ ■	 Spectrum Red S1***** ASTM II ■		
 Spectrum Vermilion S1***** ASTM II ■	 Cadmium Red S4***** ASTM I ■ ■	 Spectrum Red Deep S1***** ASTM II ■	 Flesh Tint S1***** ASTM I ■	 Flesh Tint Deep S1***** ASTM I ■	 Rose Dore S4***** ASTM I □	 Rose Madder S5***** ASTM I □		
 Spectrum Crimson S1***** ASTM I □	 Permanent Rose S4***** ASTM I □	 Alizarin Crimson S4*** ASTM III □	 Permanent Crimson S3***** ASTM I □	 Pilbara Red S3***** ASTM I ▲	 Cadmium Red Deep S4***** ASTM I ■ ■	 Quinacridone Maroon S4***** ASTM I □		
 Cadmium Maroon S5***** ASTM I ■ ■	 Flinders Red Violet S3***** ASTM I □	 Permanent Magenta S3***** ASTM I □	 Cobalt Violet S5***** ASTM I □	 Cobalt Violet Dark S5***** ASTM I □	 Spectrum Violet S1***** ASTM I ▲	 Flinders Blue Violet S3***** ASTM I ▲		
 Flinders Blue Violet Dark S3***** ASTM I ▲	 Mineral Violet S4***** ASTM I ▲	 Permanent Mauve S2***** ASTM I □	 Lilac S2***** ASTM I ■	 Tasman Blue S3***** ASTM I ■	 French Ultramarine S3***** ASTM I ▲	 Ultramarine Blue S1***** ASTM I ▲		
 Spectrum Blue S1***** ASTM I ▲	 Cobalt Blue S4***** ASTM I ▲	 Cobalt Blue Deep S4***** ASTM I ▲	 Phthalo Blue S1***** ASTM I □	 Manganese Blue Hue S1***** ASTM I ▲	 Spectrum Cerulean S1***** ASTM I ▲	 Cerulean Blue S4***** ASTM I ▲	 Prussian Blue S1***** ASTM I ▲	 Indigo Blue S2***** ASTM I ▲
 Sapphire S2***** ASTM I □	 Turquoise S3***** ASTM I ■	 Cobalt Green S4***** ASTM I ■	 Australian Leaf Green Blue S3***** ASTM I ■	 Spectrum Emerald S1***** ASTM II ■	 Viridian S4***** ASTM I □	 Phthalo Green S1***** ASTM I □	 Spectrum Viridian S1***** ASTM I □	 Terre Verte S1***** ASTM I ▲
 Terre Verte Traditional S1***** ASTM I □	 Oxide Of Chromium S3***** ASTM I ■	 Cadmium Green S4***** ASTM I ■ ■	 Spectrum Green Light S1***** ASTM II ▲	 Australian Leaf Green Light S3***** ASTM I ▲	 Australian Green Gold S3***** ASTM I ▲	 Australian Leaf Green Dark S3***** ASTM I ▲	 Sap Green S2***** ASTM I □	 Olive Green S2***** ASTM I ▲
 Australian Yellow Green S2***** ASTM I ▲	 Australian Green Grey S1***** ASTM I ▲	 Australian Grey S2***** ASTM I ■	 Naples Yellow S1***** ASTM I ■	 Jaune Brilliant S1***** ASTM I ■	 Naples Yellow Reddish S1***** ASTM I ■	 Yellow Ochre S1***** ASTM I ■	 Transparent Gold Oxide S2***** ASTM I □	 Raw Sienna S1***** ASTM I ▲
 Italian Pink S3***** ASTM I □	 Australian Red Gold S3***** ASTM I □	 Transparent Pink Oxide S1***** ASTM I □	 Transparent Orange Oxide S1***** ASTM I □	 Transparent Red Oxide S2***** ASTM I □	 Burnt Sienna S1***** ASTM I ▲	 Brown Pink S3***** ASTM I □	 Burnt Umber S1***** ASTM I ▲	 Transparent Brown Earth S1***** ASTM I □
 Light Red S1***** ASTM I ■	 Indian Red S1***** ASTM I ■	 Mars Violet S1***** ASTM I ■	 Permanent Vandyke Brown S1***** ASTM I ▲	 Raw Umber S1***** ASTM I ▲	 Gold S3 BW58 ■	 Silver S3 BW58 ■	 Copper S3 BW58 ■	 Bronze S3 BW58 ■
 Paynes Grey S1***** ASTM I ▲	 Transparent Black S1***** ASTM I □	 Ivory Black S1***** ASTM I ■	 Lamp Black S1***** ASTM I ■	 Zinc White S1***** ASTM I ■	 Titanium White S1***** ASTM I ■	 Titanium White 2 S2***** ASTM I ■	 Underpainting White S1***** ASTM I ■	 Clear Oil S2***** ASTM NT □

LEGEND:
 ASTM Approved Permanent Colours. American Society for Testing and Materials, conforming to standard D4302-90.
 ASTM I: Excellent Lightfastness
 ASTM II: Very Good Lightfastness
 ASTM III: Fair Lightfastness
 Our aim is to produce the finest, permanent artists' colours. Ongoing research and development may mean that specifications may change without prior notice.
Permanence Rating: ***** Excellent **** Very Good
 □ Transparent ■ ■ ■ ■ ■ WARNING
 ▲ Semi-transparent Do not spray apply Cadmium colours. If swallowed seek medical advice. Keep out of reach of children.
 ■ Opaque
BWS8: Blue Wool Scale, Maximum Lightfastness
 Our aim is to produce the finest, permanent artists' colours. Ongoing research and development may mean that specifications and colour may change without prior notice. Refer to our website for more up to date information.
 Colours are as close as possible using modern printing techniques.