

SCHEDULE



CLASSES

THEME: TYPOGRAPHY

**Week 1**    04/01/2019    Kasia Avery    Wanderlust Book video

Description: Wanderlust Book videos are dynamic art journaling tutorials by Kasia. These prompt-based lessons will get you inspired by the theme while showcasing a specific style of technique in art-making.

**Also on that day:** Eliza Trojanowska introduces you to the Mini Art Jar - a small collection of inspirational readings, links and quotes.




**Week 2**    11/01/2019    Athanasia Papantoniou    Perfectly Imperfect

Description: This class is all about how to create a typography themed art journal spread, with a rich and textured background, combining alpha stencils and text stamps and stickers with different kinds of mediums, pigments, art ingredients, embossing powders and more. We are going to build step by step layers of texture in order to create an interesting and colourful background, that will be the perfect base for our pages to add embellishments, write quotes, doodle and let our creativity bloom. For all mixed media artists who love adding various products and material in our projects, keeping a flat journal is a difficult process. 'Perfectly Imperfect' spread will give you ideas and techniques on how to create bold and rich in eye art journal pages, keeping at the same time your journal flat and easy to store.



**Week 3**    18/01/2019    Kelly Hoernig    Studio Art

Description: Using art supplies as our inspiration we will create some typographical pieces for our art studio. Learning how to incorporate type, understanding the various styles and how it can change the look with just a few lines is something powerful and unique to every artist. Together we will experiment with various brushes, a couple of mediums and get to draw our own art supplies. How fun is that! This is going to be a great journal spread because it is all about the things we use to create our art each and every day.



**Week 4**    25/01/2019    Kasia Avery    A word to follow.

Description: Let's take a moment and set an intention for the whole year. Let's look into ourselves to see what is it that our hearts long for and what can we do to make our lives fuller through art. This lesson will be based on one word that will set the pace for your creative process for the next few months. We will make it big, bold and beautiful.



# THEME: FACES

**Week 5**   **02/02/2019**   **Kasia Avery**   **Wanderlust Book video**

Description: Wanderlust Book videos are dynamic art journaling tutorials by Kasia. These prompt-based lessons will get you inspired by the theme while showcasing a specific style of technique in art-making.


**Also on that day:** Eliza Trojanowska introduces you to the Mini Art Jar - a small collection of inspirational readings, links and quotes.



**Week 6**   **08/01/2019**   **Marjie Kemper**   **Face the Facts**

Description: Learn how a variety of unrelated products, tools, and mediums can be used together to create a cohesive work. Discover how to build layers of color, texture, and design to create rich journal pages. As the focal image in this lesson is a face, some may feel intimidated about drawing. Rest assured Marjie will show you how to use a face stencil as a starting point. You can choose to follow suit, or of course, to draw your own.

This face project will include a concealed element where you can hide a particular word or message to yourself.... for your eyes only! All of the techniques shown in Marjie's class are easily adapted to any project, whether you prefer working on canvas, cardstock, or as she does, in a personal art journal. This is also true whether you prefer to work on very large (wall art) or very small (artist trading card) surfaces.



**Week 7**   **15/01/2019**   **Marieke Blokland**   **Doodles**

Description: In this lesson Dutch artist Marieke Blokland teaches you how to doodle quirky faces and use these in mixed media art journaling pages.



**Week 8**   **22/02/2019**   **Anneliese Bates**   **Crush on a brush**

Description: I love seeing faces on things where you least expect them (Except at night through windows or doors.. that's just scary!) Finding everyday objects and turning them into quirky works of art, use them to adorn your home or your garden, or just less specifically your life.

Create interest in your home that your guests will love discovering, little accents of individuality will shine from this project as we chose to turn old or new paint brushes into people, the brush head becoming their face, whilst the bristles will be their hair. We will be using acrylic paints and adornments to create these great little characters.





# THEME: RIVERS

<b>Week 9</b>	<b>01/03/2019</b>	<b>Kasia Avery</b>	<b><u>Wanderlust Book video</u></b>
---------------	-------------------	--------------------	-------------------------------------



Description: Wanderlust Book videos are dynamic art journaling tutorials by Kasia. These prompt-based lessons will get you inspired by the theme while showcasing a specific style of technique in art-making.

**Also on that day:** Eliza Trojanowska introduces you to the Mini Art Jar - a small collection of inspirational readings, links and quotes.

<b>Week 10</b>	<b>08/03/2019</b>	<b>Clare Etheridge</b>	<b><u>Sketches Down the River</u></b>
----------------	-------------------	------------------------	---------------------------------------




Description: For my class I will start with a collaged background using texture and pattern. I will co-ordinate the colours and collage materials to the river theme. The next part of the class will be sketching river dwellers like fish, plants, flowers, frogs and /or insects. These will be made on bright white paper and in black and white pen. I am thinking Micron pens on Tomoe River paper. Once the sketches are made, I will cut them out (with a white small border around each sketch) and glue them onto the collage. The class will cover colour, sketching, collage, layout, composition and observation. The final piece can be made in a journal or on an individual sheet of paper or board. I will show a selection of practice sketches and collages and methods of arranging busy or more simple layouts.

<b>Week 11</b>	<b>15/03/2019</b>	<b>Laly Mille</b>	<b><u>River Reflections</u></b>
----------------	-------------------	-------------------	---------------------------------



Description: Water is the element associated with emotions, and just as the river does, they flow and carry us through life in unique and sometimes unexpected ways. What if we let ourselves be guided by them? What if we let go of resistance and simply embraced the flow? What if we trusted ourselves enough to dive under the sparkly surface to find out what wisdom awaits us there? What if we came back from this journey refreshed, renewed and inspired? In this art journaling project, we are going to create a soothing, abstract riverside landscape. Working with paints and inks, we are going to combine some flowing watercolor-like effects together with collage and words for a deeply layered look that evokes the depth of our inner river.

<b>Week 12</b>	<b>22/03/2019</b>	<b>Kasia Avery</b>	<b><u>The flow of the river.</u></b>
----------------	-------------------	--------------------	--------------------------------------



Description: This time we will be using the theme as a metaphor and a symbol to get inspired by. Our art journals will unfold and go through changes like a river bed does. You'll practice one of my favourite ways and styles of working to create a raw and organically-looking spread that's full of texture and expression. This will later allow you to explore the style even more by your own regular practise.

# THEME: STEAMPUNK

<b>Week 13</b>	<b>29/03/2019</b>	<b>Kasia Avery</b>	<b><u>Wanderlust Book video</u></b>
----------------	-------------------	--------------------	-------------------------------------

Description: Wanderlust Book videos are dynamic art journaling tutorials by Kasia. These prompt-based lessons will get you inspired by the theme while showcasing a specific style of technique in art-making.

**Also on that day:** Eliza Trojanowska introduces you to the Mini Art Jar - a small collection of inspirational readings, links and quotes.



<b>Week 14</b>	<b>05/04/2019</b>	<b>Finnabair</b>	<b><u>Steampunk Keepsake - altered mini suitcase</u></b>
----------------	-------------------	------------------	--

Description: Art inspired by Steampunk is situated somewhere in between vintage, grunge and wild steam-powered Victorian dreams. There are many flavours that may fit into this short description - but this is the reality and freedom of this genre as well. You can imagine almost anything - and as long as it looks old, mechanical and a bit quirky - you are on the right path!


For Wanderlust class I've picked a project which is really close to my heart - small altered suitcase (or box?) is the perfect object for me: it appeals so much to my nature of the collector and it gives me nice surfaces to work on with a lot of depth, dimension and colour, keeping the functional aspect as well. The process of decoration, giving intriguing and solid results, is based on some of my favourite mixed-media techniques and it is a great start for further exploration of the topic and a great way to get familiar with a range of useful, versatile art mediums. I hope you will enjoy this creative adventure and in the close future, you will be tempted to transform more and more everyday objects around you!



<b>Week 15</b>	<b>12/04/2019</b>	<b>Luthien Thye</b>	<b><u>Steampunk Totems</u></b>
----------------	-------------------	---------------------	--------------------------------

Description: Inspired by the mysticism of ancient totems, and my love for the world of Steampunk, I wondered what would be the outcome of merging these two very different concepts together. The result are these otherworldly and quirky pieces of wearable art which I fondly called my Steampunk Totems.

Surprisingly easy to create, the Steampunk Totem workshop is suitable even for beginners who wish to begin their journey into mixed media jewelry making. This workshop explores various mixed media techniques such as the use of found items, solder, paper, resin and simple metal working. By the end of the workshop you would have acquired various techniques that you can apply in your future projects. And what's more, you will have a cool and edgy piece of wearable art to show for it! So why not join me on this fun filled journey and see where your imagination takes you! As long as you can dream it, you can create it!



<b>Week 16</b>	<b>19/04/2019</b>	<b>Anneliese Bates</b>	<b><u>Steaming up the kitchen</u></b>
----------------	-------------------	------------------------	---------------------------------------

Description: Steampunk to me is the idea that things can be so much more beautifully complicated than is at all necessary. It's a genre whose fashion and imaginings I adore. Crossing industry with grungy earthy colours and adding beautiful workings and thought processes lead us to create this unique assemblage.

We will be using a vintage baking tin (think muffin or bun) with lots of ingredients such as cogs and discs, jewels and found items, all wrapped up with some gorgeous rich colours. Prepare to use something of everything you own!





# THEME: PATTERNS

<b>Week 17</b>	<b>26/04/2019</b>	<b>Kasia Avery</b>	<b><u>Wanderlust Book video</u></b>
<p>Description: Wanderlust Book videos are dynamic art journaling tutorials by Kasia. These prompt-based lessons will get you inspired by the theme while showcasing a specific style of technique in art-making.</p>			

**Also on that day:** Eliza Trojanowska introduces you to the Mini Art Jar - a small collection of inspirational readings, links and quotes.



<b>Week 18</b>	<b>03/05/2019</b>	<b>Eliza Trojanowska</b>	<b><u>Celebrate the rhythms</u></b>
<p>Description: There is something so soothing in repeated patterns, rhythms and refrains we find in our art, daily rituals, seasons changing, our hearts beating.</p> <p>Via the medium of collage we'll create a one-of-a-kind paper mosaic that will consist of meaningful fragments of our lives. We'll capture little "ordinary" moments and turn them into a unique patchwork. Let's find and celebrate our personal rhythms. Let's capture the patterns flowing through our hearts.</p> <p><i>You have to choose your combinations careful. The right choices will enhance your quilt. The wrong choices will dull the colours and hide their original beauty. There are no rules you can follow. You have to go by instinct and you have to be brave. - Whitney Otto.</i></p>			



<b>Week 19</b>	<b>10/05/2019</b>	<b>Kellee Wynne Conrad</b>	<b><u>Azulejos: patterns of Portugal</u></b>
<p>Description: Let's get lost on small back streets of old Portugal and explore classic architecture, suggestions of pattern tiles and textures of a forgotten time. Join Kellee Wynne as she shares all the secrets to her layered method of acrylic painting on paper in her signature passport series where you will combine all the interesting details from a destination location with rich layers of texture in paint, paper, mark making and classic line drawing. From spray paint to collage, stencils to handmade stamps, this class has it all the elements you're looking for combined into the most adventurous mixed media online class. Don't get bogged down in your old routine, let's shake things up with paint, paper and play!</p>			



<b>Week 20</b>	<b>17/05/2019</b>	<b>Kasia Avery</b>	<b><u>The patterns of my own.</u></b>
<p>Description: This class is an exploration of our personalities through mixed-media collage art. It's not the final result that we will be celebrating, but the preparation process, gathering personal symbols and the discovery of our own patterns. This will in the end come together as a self-portrait that consists of many elements and helps us learn about ourselves. What will you discover about yourself? What truths will speak through your art and what stories will you tell?</p>			



# THEME: FLORAL

<b>Week 21</b>	<b>24/05/2019</b>	<b>Kasia Avery</b>	<b><u>Wanderlust Book video</u></b>
----------------	-------------------	--------------------	-------------------------------------

Description: Wanderlust Book videos are dynamic art journaling tutorials by Kasia. These prompt-based lessons will get you inspired by the theme while showcasing a specific style of technique in art-making.

**Also on that day:** Eliza Trojanowska introduces you to the Mini Art Jar - a small collection of inspirational readings, links and quotes.



<b>Week 22</b>	<b>31/05/2019</b>	<b>Shawn Petite</b>	<b><u>And the flowers danced.</u></b>
----------------	-------------------	---------------------	---------------------------------------

Description: I love the soulful inspiration from soft summer breezes and flowers swaying back and forth with the wind. Just as this gentle moment creates peacefulness, We will be creating a beautiful peaceful work of mixed media art. Using vintage floral papers (yours to download), collage, gesso, modeling paste, acrylics and charcoal. Providing techniques for Layering and learning to create depth and yummy texture with softness and transparency, so that you can see the story of your work. So let's put our feet in the grass. breathe in the fragrance of the flowers and create something amazing together.



<b>Week 23</b>	<b>07/06/2019</b>	<b>Mou Saha</b>	<b><u>A walk down my garden path.</u></b>
----------------	-------------------	-----------------	---

Description: Artists have always been inspired by flowers and captured their beauty in their own styles and we see many of those masterpieces in museums today. Hi, I'm Mou Saha and I invite you to walk down my garden path as I show you how to bring your own painterly touches to detailed black-and-white line drawings of florals as well as to explore a more intuitive style of floral painting with watercolours. Don't feel too confident about your drawing skills? Not to worry! I'll break it down to simple steps. You may also choose the option of using my printable floral drawings as starting points. I'll show you how you can use watercolour mediums to bring these images to life in vivid colours. Not only that, you'll also learn how to use the florals you create in this workshop to design focal points and embellish your next mixed media projects, art journal pages and more.



<b>Week 24</b>	<b>14/06/2019</b>	<b>Anneliese Bates</b>	<b><u>Hot Blooms</u></b>
----------------	-------------------	------------------------	--------------------------

Description: There are so many ways to interpret flowers in art. They are of course at their most beautiful in their natural setting, however to bring them to life on our canvas we are going to create our own stencils using hot glue guns. Then we're going to mix some texture paste that we will use to fill them, before we add glorious colours to finish our work of art.





# THEME: INSPIRED BY...

<b>Week 25</b>	<b>21/06/2019</b>	<b>Kasia Avery</b>	<b><u>Wanderlust Book video</u></b>
----------------	-------------------	--------------------	-------------------------------------

Description: Wanderlust Book videos are dynamic art journaling tutorials by Kasia. These prompt-based lessons will get you inspired by the theme while showcasing a specific style of technique in art-making.



**Also on that day:** Eliza Trojanowska introduces you to the Mini Art Jar - a small collection of inspirational readings, links and quotes.

<b>Week 26</b>	<b>28/06/2019</b>	<b>Cat Kerr</b>	<b><u>"Turn and Face the Strange" Assemblage</u></b>
----------------	-------------------	-----------------	--

Description: A Creative is not only defined as a person that lives in the world of art. It can be anyone that thinks outside of the box. Someone who sees the world a little bit differently than others do. A problem solver, a collector, and someone who is innately curious. These creatives were often times labeled as strange and different and didn't find their place in the world until the rest of us caught up with their uniqueness. These innovative creatives inspire us from the world of science, beautifully crafted movies, heavenly fashion, soul burning poetry, and music that awakens something deep that wasn't there before. They are unique perspectives that fill the world with new color and points of view. My "Turn and Face the Strange" Assemblage was inspired by the world of music and a creative whose incomparable genius disorients my eyes and forces me to reach out for something different. The world of David Bowie. Who, outside of the world of Art, inspires you?

In this class we will:

- Get inspired by the world of science, space, movies, music
- Use the Gel Press to create unique papers to use in our assemblage.
- Incorporate Clear Plastic Films as a component of our assemblages.
- Create a simple soldered tag to hang from your piece.
- Assemble a 3d layered piece inspired by the unique creative that inspires you.



<b>Week 27</b>	<b>05/07/2019</b>	<b>Tanyalee Kahler</b>	<b><u>Steal Like an Artist</u></b>
----------------	-------------------	------------------------	------------------------------------

Description: Austin Kleon said it well, so let's go on a journey where we explore how to take inspiration from an artist and make it your own. Inspiration can be found from the many artists from all over the globe. We are going to use elements of different artist styles and use them in our art.


This lesson is going to be a mash-up of Roxanne Coble (aka ByBun) and Laura Horn. Two very different artists, but with styles that combine to create a delightful, abstract artwork.

We will work with collage, acrylic paint and watercolour/ink, as well as illustration to create a single art journal spread.



<b>Week 28</b>	<b>12/07/2019</b>	<b>Kasia Avery</b>	<b><u>When the inspiration strikes.</u></b>
----------------	-------------------	--------------------	---

Description: This time I will be bringing together an Early Renaissance artist and a Surrealist plus adding a bit of modern collage to it. Sounds like a big challenge, but it isn't really if you feel genuinely inspired. I'll show you how to recognise the moments when the inspiration strikes, how to take the full advantage of them to not lose even a tiny bit and then, finally how to make an art journal page inspired by Piero della Francesca, Joseph Cornell, Magritte and Aleksandra Morawiak.



# THEME: LAYERS

<b>Week 29</b>	<b>19/07/2019</b>	<b>Kasia Avery</b>	<b><u>Wanderlust Book video</u></b>
<p>Description: Wanderlust Book videos are dynamic art journaling tutorials by Kasia. These prompt-based lessons will get you inspired by the theme while showcasing a specific style of technique in art-making.</p>			

**Also on that day:** Eliza Trojanowska introduces you to the Mini Art Jar - a small collection of inspirational readings, links and quotes.



<b>Week 30</b>	<b>26/07/2019</b>	<b>Jane LaFazio</b>	<b><u>Fused Sheer Collage</u></b>
<p>Description: Using layers of paper, tissue, cloth, ribbon, and bits of thread, you'll create your own unique surfaces to collage, stamp, paint, sew or embellish. You'll learn lots of mixed media techniques and have lots of creative fun along the way. For beginners to experienced artists.</p>			



<b>Week 31</b>	<b>02/08/2019</b>	<b>Kelli May-Krenz</b>	<b><u>Cloth + Paper Meet Up Making A Journal Book</u></b>
<p>Description: I will show you my techniques of slow stitching to create a stunning journal book cover. Layers and layers using fabrics, findings and beads. Designing the inside pages with more layers. My techniques are unique, easy and will give you beautiful thoughtful art. You will have an exquisite journal book to write, paint and sketch your dreams inside. I love vintage and sharing how to use bits from your collections. I will also teach how to make new fabrics and papers look aged. I keep supplies simple and accessible. Most you will already have.</p>			



<b>Week 32</b>	<b>09/08/2019</b>	<b>Anneliese Bates</b>	<b><u>Window to another world</u></b>
<p>Description: We are going to explore how deep layers can go with our exploratory canvases in this session. Using paint, ink, collage materials and texture paste and more we are going to see how many layers and how we can visually entice the viewer to look deeper.</p>			





# THEME: MONOCHROME

<b>Week 33</b>	<b>16/08/2019</b>	<b>Kasia Avery</b>	<b><u>Wanderlust Book video</u></b>
<p>Description: Wanderlust Book videos are dynamic art journaling tutorials by Kasia. These prompt-based lessons will get you inspired by the theme while showcasing a specific style of technique in art-making.</p>			



**Also on that day:** Eliza Trojanowska introduces you to the Mini Art Jar - a small collection of inspirational readings, links and quotes.

<b>Week 34</b>	<b>23/08/2019</b>	<b>Kiala Givehand</b>	<b><u>Monochromatic Miscellany: Creating Your Soul-Full Energy Journal™</u></b>
<p>Description: In this workshop we will explore the beauty of working in ONE colour family. I will take you through a series of excavating exercises to help you uncover your "soul colour" (which can be different from your favourite colour). We will then explore all the ways to interact with that colour. From intuitive mark making to intentional layering, we will build page after page of magical mixed media miscellany. Once we have created a stack of passionate pages, I will show you how to bind them into your Soul-Full Energy Journal™.</p>			



<b>Week 35</b>	<b>30/08/2019</b>	<b>Mystele Kirkeeng</b>	<b><u>Brown Baby</u></b>
<p>Description: There is a beautiful, haunting, hopeful song called "Brown Baby". I love <a href="#">this version</a> by Nina Simone (lyrics <a href="#">here</a>). I'm using it as the inspiration for my monochromatic exploration with brown. Truth be told, I've only painted two monochromatic paintings out of the hundreds I've painted over the last 10 years. So, we will have quite the adventure together exploring what can be done with this beautiful colour, and I'm so excited to see what image unfolds with the lyrics of this song on my mind.</p>			



<b>Week 36</b>	<b>06/09/2019</b>	<b>Kasia Avery</b>	<b><u>Black and white lives</u></b>
<p>Description: I once stumbled upon a collection of old, monochromatic photographs. I spread them on my big table in uneven rows and studied every detail closely. Some faces from the pictures smiled to me, some didn't. For that hour I felt like I'm breathing with the air of their past, the oxygen of their lives. The black and white photographs simplified the scenes, took away the rays of sunshine, but exposed the realness and rawness of their lives. On this lesson we will be taking those monochromatic photographs and using them on our wood panel based piece of art. We will learn how to transfer and how to put them in-between the layers of paint and collage elements, so the colourful lives are remembered.</p>			



**THEME: WINGS**

**Week 37**    **13/09/2019**    **Kasia Avery**    **Wanderlust Book video**

Description: Wanderlust Book videos are dynamic art journaling tutorials by Kasia. These prompt-based lessons will get you inspired by the theme while showcasing a specific style of technique in art-making.



**Also on that day:** Eliza Trojanowska introduces you to the Mini Art Jar - a small collection of inspirational readings, links and quotes.

**Week 38**    **20/09/2019**    **Tina Walker**    **Let go and fly.**

Description: We live in a world of dimension, so why not create in multi-dimension? During this class you will learn how to create a dimensional painting using mini flat panel canvases layered on cut pieces of hardware store lumber, and of course, WINGS. This dimension will create a unique base for our hand drawn whimsical faces and body forms. Simple shapes and techniques will be used so we will let our imagination guide us on our journey. You will learn my favourite way to add instant shadow and depth to your art as well as my 'white on black' outlining. We will finish our pieces with dimensional wings that will allow our souls to fly.



**Week 39**    **27/09/2019**    **Iris Fritschi-Cussens**    **Juxtapositions.**

Description: I love the push and pull between opposing concepts. Light and dark, good and evil, happy and sad. Although opposing each other, these concepts also live right next to each other and exist simultaneously. In life this can be confusing and scary, so art lends itself really well to exploring this in a safe place. In this lesson we will create a mixed media project with plenty of texture and layering techniques. Wings will be our starting point but by no means will they be the end point. Through journaling and reflection I will help you explore what wings mean to you, and what juxtapositions are relevant to you. We will then bring those symbols into our project to make a multi-layered and very personal art work that represents the multi-faceted people we are and complex feelings we harbour. Expect introspection, playfulness and exploring texture through easily available art supplies.



**Week 40**    **04/10/2019**    **Anneliese Bates**    **Come fly with me**

Description: We're going to create beautiful insects with luminous wings that you can adorn your journals or art projects; using wires, glues and glazes these unique little bugs will brighten any piece of artwork, or even your pot plants!





# THEME: IMAGINARY

<b>Week 41</b>	<b>11/10/2019</b>	<b>Kasia Avery</b>	<b><u>Wanderlust Book video</u></b>
----------------	-------------------	--------------------	-------------------------------------

Description: Wanderlust Book videos are dynamic art journaling tutorials by Kasia. These prompt-based lessons will get you inspired by the theme while showcasing a specific style of technique in art-making.

**Also on that day:** Eliza Trojanowska introduces you to the Mini Art Jar - a small collection of inspirational readings, links and quotes.



<b>Week 42</b>	<b>18/10/2019</b>	<b>Danielle Mack</b>	<b><u>The Golden Forest</u></b>
----------------	-------------------	----------------------	---------------------------------

Description: This class is a mixed media journey into creating dreamy landscapes and with touches of metallic details. We will explore applications in gold leaf, metallic paints, and more. You will create your own traveller and write about your journey. We will experiment with color mixing and using mediums to create misty magical layers. We will talk about the importance of using neutrals, dark colors, and pops of bold colors to help give your artwork contrast and depth. The class will start with acrylics and finish with a mix of colored pencils, crayons, and more. We will have fun with different writing styles and techniques for anyone who struggles with their handwriting. This class is designed to help you build landscapes and characters for both now and in the future.



<b>Week 43</b>	<b>25/10/2019</b>	<b>Marta Lapkowska</b>	<b><u>The Golden Forest</u></b>
----------------	-------------------	------------------------	---------------------------------

Description: Discover the beauty of unknown where the process is a key to your happiness. There is no right or wrong, there is no better or worse... there is freedom of art journaling. Learn to collage and explore hidden potential between the layers. Enjoy the colour play using watercolours, sprays and acrylics. Create sensational texture by using various different materials such as old book pages, magazines, tickets, thread and many more... Gain confidence while learning and experimenting with stamps, pencils, stickers, stencils and more. We will build dimensional pages with depth and contrast. We will create an imaginary world through a whimsical and unrealistic elements. I hope we will move into some magical world where nothing is what it seems. Mixing decoupage techniques with collage and mixed media touches. Working in an old book, recycling unwanted and loving the process of discovering.



<b>Week 44</b>	<b>1/11/2019</b>	<b>Kasia Avery</b>	<b><u>A map of our perfect world</u></b>
----------------	------------------	--------------------	--

Description: What is your perfect world built of? Which of your wishes for human kind do you want to say out loud? We will put them all together to create a picture of the land of our dreams. We will dive into the colours, creatures and happenings of our imagination while at the same time building a big mixed-media map of our intentions.



# THEME: SEASONS

**Week 45**    **08/11/2019**    **Kasia Avery**    **Wanderlust Book video**

Description: Wanderlust Book videos are dynamic art journaling tutorials by Kasia. These prompt-based lessons will get you inspired by the theme while showcasing a specific style of technique in art-making.



**Also on that day:** Eliza Trojanowska introduces you to the Mini Art Jar - a small collection of inspirational readings, links and quotes.

**Week 46**    **15/11/2019**    **Jolene Payne**    **The Roots of Grief**

Description: I was overjoyed to be able to have the option to explore the seasons with you. I often use the elements of the seasons to explore a human process that in therapy is called the grieving cycle. In this class, we will use the form and seasonal cycle of a tree as the roots of a personal journey into the grieving process, sensitively allowing emotions and unspoken conversations to be held within supportive layers of colour and texture. Know that you are always the authority in your own life and creative journey - go to the places that ARE possible, do not force yourself to visit the land of distress.



**Week 47**    **22/11/2019**    **Sasha Zeen**    **Interactive Book of Seasons**

Description: In this lesson, we are going to work on creating a personalised book of seasons, embellishing it with multiple interactive elements for more interest and a pop of fun! We will incorporate both, our art and photos from our personal photo archives. Different elements of the book will reflect each season and our attitude to it, and you will have full artistic control over your own creation.



**Week 48**    **29/11/2019**    **Anneliese Bates**    **Seasonal forage**

Description: On this final project together we are going to create a canvas, using things from nature to create marks, It's time to forage in your garden, root out the pine cones, seed heads, and dried leaves, bundles of twigs, all left over from our beautiful seasons we have experienced over the past year ...

**Week 49**    **6/12/2019**    **Kasia & Jamie Avery**    **Closing the year**

Description: Time for summaries and gratefulness. Jamie is joining Kasia to talk about the whole of 2019 and Wanderlust lessons. Let's think of what we have learnt and discovered as well as finish off our art journals.