

QUEST 1



TOOLS FOR YOUR QUEST

Energy: 25 Projects

The Borrowers

The Boy who Harnessed the Wind

Your binder (see student intro!)

Build a Tiny house



POWER UP!

- Read Ch. 1 in "Energy: 25 projects"
- Complete Electricity exploration



LET'S BUILD A TINY HOUSE!

- Print "Build a tiny house" and put in a binder
- Choose a video to watch about tiny houses (listed resources)
- Complete tiny house exploration



QUEST CHRONICLES

- Borrowers: read ch. 1
- Boy Who Harnessed the Wind: read ch. 1 (p. 4-14)
- Complete chronicles exploration



LOOK FOR EVIDENCE!

- Research Isaac Newton
- Complete evidence exploration



POWER UP!

Step 1: Copy the vocabulary words below onto the puzzle.

- **Vocab word**
- **Definition**
- **Draw a picture or write a sentence using the vocab word**

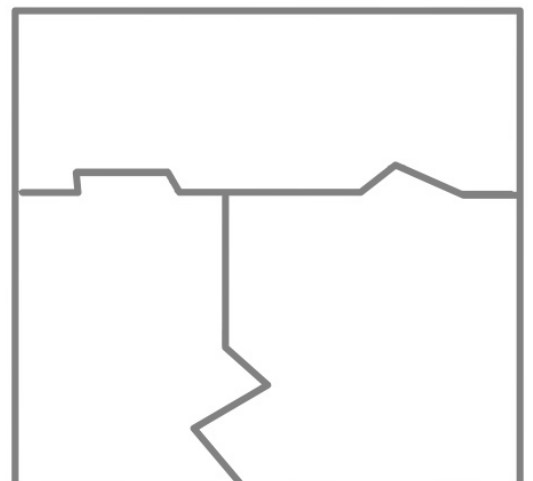
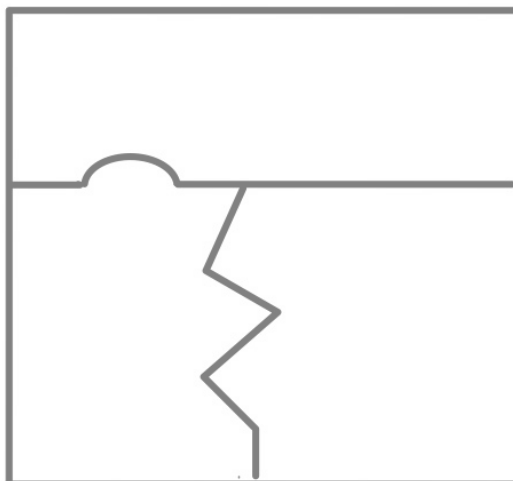
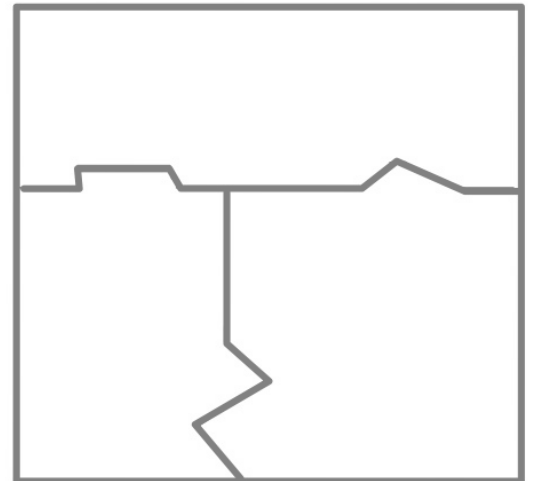
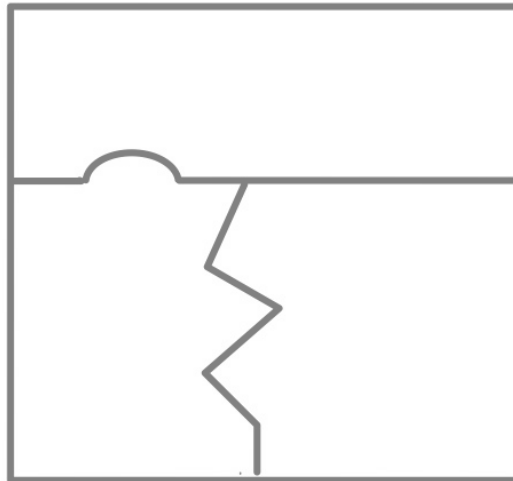
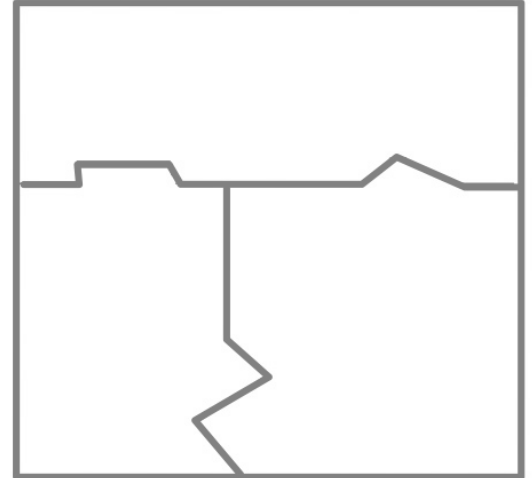
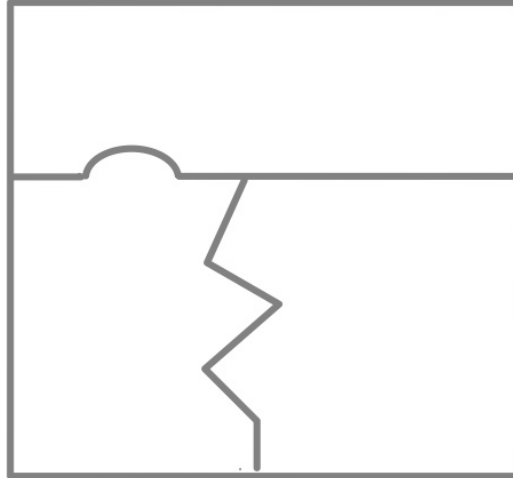
Energy - the ability to do work

Potential Energy - stored energy

Kinetic Energy - energy in motion

Mechanical Energy - energy that uses physical parts you can see, like the parts of a machine.

Chemical Energy - energy produced by a chemical reaction.



POWER UP!

Step 2: Use your knowledge of states of matter to sort these objects into the correct category!



LIQUIDS



SOLIDS



GASES



Hat

Milk

Pencil

Wind

Hot air balloon

Apple

Treehouse

Soup

Rain

You choose a few:



- Step 1: Print Tiny House pages
- Step 2: Place in binder under "tiny house" tab
- Step 3: Choose 2 videos to watch (see listed resources in course!)
- Step 4: Take notes. Write down 5 facts or ideas from each video.



VIDEO #1:



VIDEO #1:

LOOK FOR EVIDENCE!

Step 1: Research Isaac Newton (see listed resources in course!)

Step 2: Complete the notebooking below. Use complete sentences!

- Cut out boxes.
- Fold on dotted line.
- Cut off heading above.
- Paste or tape heading on notebook paper.
- Paste folded tab onto paper to make a flap
- write answers under each flap.

WHO IS IT?

WHEN?
WHERE?

LASTING IMPACT?

AWESOME
FACT #1

AWESOME
FACT #2

AWESOME
FACT #3

QUEST CHRONICLES

- Step 1: Complete comic strip of your reading in "The Borrowers"
Cut out comic box. Paste onto notebook paper
Cut off page heading. Paste onto notebook paper

#1	#2
	#3

- Step 2: Complete the notebooking below for "The Boy who Harnessed the Wind"
 - Cut out boxes.
 - Paste folded tab onto paper to make a flap.
 - Fold on dotted line.
 - write answers under each flap.

WHO DO YOU SEE?

WHERE DO YOU SEE
THEM?

WHAT DO YOU SEE
THEM DOING?