


Student Planner



[illegible]

The background of the slide is a light gray color, decorated with six horizontal rows of blue zigzag lines. These lines are evenly spaced and extend across the entire width of the slide, creating a rhythmic, wave-like pattern.

Chapter 1

notes

DATE / /

[illegible]

notes

DATE / /

This image shows a single sheet of white paper with horizontal ruling lines. The lines are evenly spaced and run across the width of the page. There are no margins, text, or other markings on the paper.

Book notes:

Nice²Know:

Need²Know:


Chapter Question:

Book notes:

Nice²Know:

Need²Know:

Chapter Question:



Chapter 2

notes

DATE / /

This image shows a single sheet of white paper with horizontal ruling lines. The lines are evenly spaced and run across the width of the page. There are no margins, text, or other markings on the paper.

notes

DATE / /

This image shows a single sheet of white paper with horizontal ruling lines. The lines are evenly spaced and run across the width of the page. There are no margins, text, or other markings on the paper.

Book notes:

Nice²Know:

Need²Know:

Chapter Question:

Book notes:

Nice²Know:

Need²Know:

Chapter Question:



Chapter 3

notes

DATE / /

This image shows a single sheet of white paper with horizontal ruling lines. The lines are evenly spaced and run across the width of the page. There are no margins, text, or other markings on the paper.

notes

DATE / /

This image shows a single sheet of white paper with horizontal ruling lines. The lines are evenly spaced and run across the width of the page. There are no margins, text, or other markings on the paper.

Book notes:

Nice²Know:

Need²Know:


Chapter Question:

Book notes:

Nice²Know:

Need²Know:

Chapter Question:



Chapter 4

notes

DATE / /

[illegible]

notes

DATE / /

This image shows a single sheet of white paper with horizontal ruling lines. The lines are evenly spaced and run across the width of the page. There are no margins, text, or other markings on the paper.

Book notes:

Nice²Know:

Need²Know:

Chapter Question:

Book notes:

Nice²Know:

Need²Know:

Chapter Question:

The background of the slide features a repeating pattern of blue zigzag lines. There are three rows of these lines in the upper half of the slide and three rows in the lower half, creating a symmetrical, wave-like border around the central text.

Chapter 5

notes

DATE / /

[illegible]

notes

DATE / /

This image shows a single sheet of white paper with horizontal ruling lines. The lines are evenly spaced and run across the width of the page. There are no margins, text, or other markings on the paper.

Book notes:

Nice²Know:

Need²Know:

Chapter Question:

Book notes:

Nice²Know:

Need²Know:

Chapter Question:



Chapter 6

notes

DATE / /

[illegible]

notes

DATE / /

This image shows a single sheet of white paper with horizontal ruling lines. The lines are evenly spaced and run across the width of the page. There are no margins, text, or other markings on the paper.

Book notes:

Nice²Know:

Need²Know:

Chapter Question:

Book notes:

Nice²Know:

Need²Know:

Chapter Question:



Chapter 7

notes

DATE / /

This image shows a single sheet of white paper with horizontal ruling lines. The lines are evenly spaced and run across the width of the page. There are no margins, text, or other markings on the paper.

notes

DATE / /

[illegible]

Book notes:

Nice²Know:

Need²Know:

Chapter Question:

Book notes:

Nice²Know:

Need²Know:

Chapter Question:

The background of the slide features a repeating pattern of blue zigzag lines on a light gray background. There are three rows of these lines above the title and three rows below it.

Chapter 8

notes

DATE / /

[illegible]

notes

DATE / /

This image shows a single sheet of white paper with horizontal ruling lines. The lines are evenly spaced and run across the width of the page. There are no margins, text, or other markings on the paper.

Book notes:

Nice²Know:

Need²Know:

Chapter Question:

Book notes:

Nice²Know:

Need²Know:

Chapter Question:

The background of the slide is a light gray color, decorated with four horizontal rows of blue zigzag lines. These lines are evenly spaced and extend across the entire width of the slide, creating a rhythmic, wave-like pattern.

Chapter 9

notes

DATE / /

This image shows a single sheet of white paper with horizontal ruling lines. The lines are evenly spaced and run across the width of the page. There are no margins, text, or other markings on the paper.

notes

DATE / /

This image shows a single sheet of white paper with horizontal ruling lines. The lines are evenly spaced and run across the width of the page. There are no margins, text, or other markings on the paper.

Book notes:

Nice²Know:

Need²Know:

Chapter Question:

Book notes:

Nice²Know:

Need²Know:

Chapter Question:

Contact Us:



1-800-977-1550



mjones@alliedhealthprepacademy.co
info@alliedhealthprepacademy.com

Allied Health Prep Academy

Follow Us:

