



student
Leadership Development
program

INSPIRE

WORKBOOK

MODULE 1

Defining Leadership

© Centre for Inspired Leadership



DEFINING LEADERSHIP

© Centre for Inspired Leadership. All Rights Reserved. 2019

This Workbook may only be used with a paid licence per individual. This licence allows the purchaser to download a copy of the Workbook for individual use. You may not copy or forward electronically this Workbook to users who do not have a current paid licence. The copying, reproduction or on-selling of this Workbook or use for commercial purposes is not permitted without the express permission in writing from Centre for Inspired Leadership and if this is breached will render a person or organisation liable under the Crimes Act and the Corporations Act. The physical material and intellectual content contained in this Workbook is owned by the Centre for Inspired Leadership. Use of content in this Workbook without rightful payment will result in prosecution. It is protected by Federal and International Laws of © Copyright. These laws apply to educational institutions, government, non-profit/not-for-profit organisations, private entities, trusts and individuals.


GUIDE TO USING THIS WORKBOOK

This Workbook is to be used with the **Module 1 Video Lessons** from the "Inspire Student Leadership Development Program". Follow the steps below.

STEP 1:

This Workbook can be used in two ways. Either:

1. **Hard Copy Format:** Download the PDF document. Save it to your device. Print the document and handwrite your notes, responses and answers.
2. **Paperless Format:** Download the PDF document. Save it to your device. Open the document. Type your notes, responses and answers in the spaces provided.

 You will find the LINK TO DOWNLOAD the workbook at the very bottom of the window that opens the document. It is indicated by a paperclip symbol.

Note: Use the far right scrolling panel on your device to find the link. Do not use the scrolling panel inside the document itself as this will just scroll through the document's pages.

STEP 2:

Watch the Video Lessons listed below.

- Module 1 Lesson 1: Defining Leadership - What Leadership is and is not
- Module 1 Lesson 2: Defining Leadership - What Leaders Do

STEP 3:

As you watch the videos use the "**Notes from video lessons**" pages at the front of this workbook to make notes for yourself about what is taught in the videos. Use these notes to help you complete the activities.

STEP 4:

Complete the Activities in this workbook. Instructions are provided at the start of each activity. You have two options when completing the activities:

1. Complete them individually; or
2. Complete them with members of your class/leadership team.

Note: If completing activities individually it is still valuable for everyone's learning to share your responses with your leadership team or class. Ask your teacher if there is an opportunity to do this.


STEP 5:

Use the "**Additional module notes**" pages at the end of this workbook to write down important points or things you've learnt as a result of doing the activities. This space can also be used for completing activities where additional space is needed.

DEFINING LEADERSHIP

Notes from video lessons


(handwrite or type
your notes in the
space provided)



DEFINING LEADERSHIP

Notes from video lessons


(handwrite or type
your notes in the
space provided)



DEFINING LEADERSHIP

Notes from video lessons

(handwrite or type
your notes in the
space provided)



DEFINING LEADERSHIP

What Leadership Is and Is Not

You've now been introduced to some of the key elements of leadership and what a leader is and is not. Using the information from Video Lesson 1, fill in the blank spaces below to finish the statements.

(handwrite or type in the spaces provided below)

- Developing leadership skills takes [] and []
- Being a Student Leader is not about being []
- As a Student Leader you will now be expected to make [] as a Leader.
- Everyone now expects you to [] as a []
- Now that you are in a position of responsibility you are required to act [] and make [] decisions.
- As a leader you now need to consider a much [] []
- As a leader you must always do these two things:
 1. []
 2. []

DEFINING LEADERSHIP

Where Do We Find Leaders

Leaders can be found in all areas of our lives. Often they are people we see every day or read about in the news. We can learn a lot from studying other leaders which can help us in our role as a leader at school. Take a few moments either as a leadership group or individually to identify where we might find leaders. Record your ideas in the first column. Then identify what you think these leaders might be expected to do in their role as a leader. Record these ideas in the second column. Share your ideas with your leadership group/class.

TIP: Think of someone you may know personally who you think is in a leadership position and then identify what they do in that role.

(handwrite or type in the spaces provided below)

Where do we find Leaders? What do these Leaders do?

DEFINING LEADERSHIP

Creating a Definition of Leadership

Now that we've looked at leaders in all different areas of our community and on a global scale, it's time to create your own definition of leadership. Take what's been discussed so far in the video lessons and begin working on your own definition of leadership. Use the space below to write your ideas down and start crafting a Definition of Leadership that you believe in. If you are doing this activity individually, when you have completed it look for an opportunity to share your definition with your group/class and discuss together.

(handwrite or type in the space provided below)

LEADERSHIP IS.....

DEFINING LEADERSHIP

What Leadership Means for Student Leaders

Consider the definitions of leadership you have created and write down what you think they mean for you in your role as a Student Leader at school. You will need to think about the ways that you can fulfil these definitions and apply them to your role as a Leader at school.

(handwrite or type in the space provided below)

IN MY ROLE AS STUDENT LEADER, LEADERSHIP MEANS.....

DEFINING LEADERSHIP

The 3 Broad Skills of Leadership

In the video lessons, we highlighted the three broad skills of Leadership. Each skill is closely linked to the others and no leader can successfully lead without striving to attain all three of these skills. Review your notes and list these three broad skills below.

LEADERSHIP INVOLVES:

(handwrite or type in
the spaces provided)

1. *The ability to*


2. *The ability to*

3. *The ability to*

DEFINING LEADERSHIP

Additional module notes

(handwrite or type
your notes in the
space provided)



DEFINING LEADERSHIP

Additional module notes

(handwrite or type
your notes in the
space provided)

